

Price list

MCB, RCD, SPDs & Distribution Boards

Effective 1st February, 2021

Smart Solutions for electrical distribution in residential, commercial and industrial application



EATON

Powering Business Worldwide

MOELLER is now **EATON**

About **EAT•N**

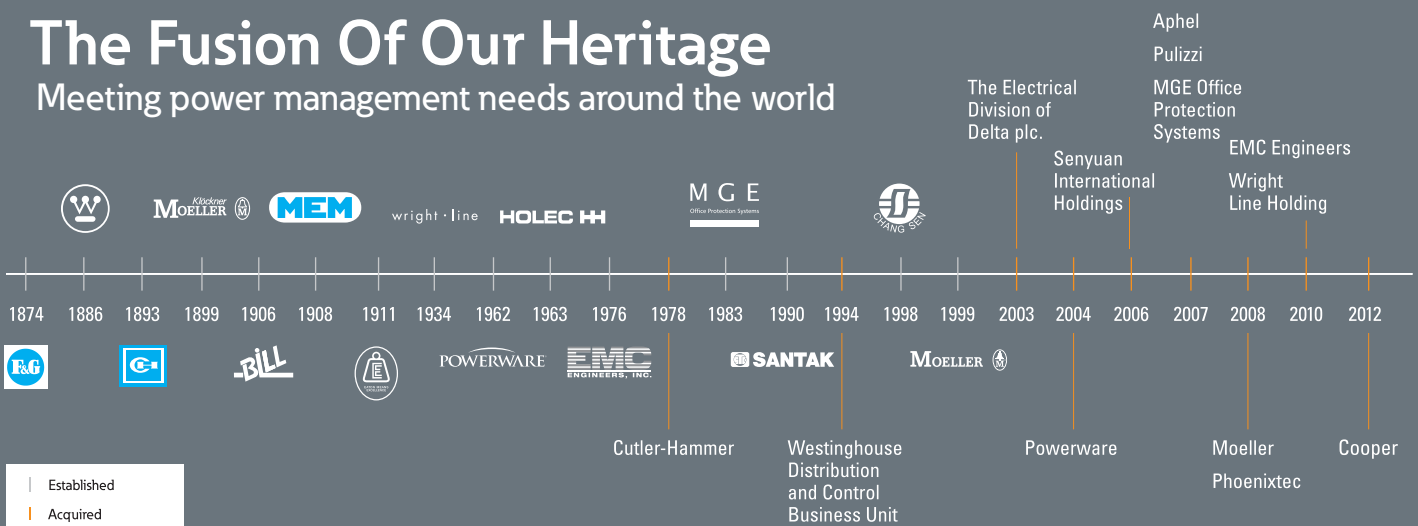
Eaton is a global leading power management company headquartered in USA, serving customers across the world. Our proven technologies enable customers to generate more power using fewer resources, answering the demands of today's fast changing world. Eaton products and services provide the power inside thousands of products and projects – from energy efficient buildings, cities, infrastructure to next generation aircraft, cars, trucks and machines. Eaton is a Fortune 500 company recognized amongst the most admired firms in our industry.

Eaton Power Quality Private Limited, India, is a 100% subsidiary and a part of electrical sector of Eaton Corporation. We are catering to every industrial segment with versatile solutions which includes Switchgear: LV & MV Solutions, Fusegear: LV & MV solutions, UPSs and software solutions.



The Fusion Of Our Heritage

Meeting power management needs around the world



Toll free number: **1800 425 5758, 1800 102 4620** Emergency number : **893 922 2522**

✉ helpdeskelectrical@eaton.com

Effective 1st February, 2021

Eaton's Product Range

Low Voltage Distribution Products

Air Circuit Breakers	PSL / IZMX
Molded Case Circuit Breakers	PDC / NZM / BZM
Disconnectors	P / PN
Mining Duty Breakers	
ATS	



Contactors

Mini Contactors & Control Relays	DILEM / DILEEM / DILER
Control Relays & Power Contactors	DILM / DILA
Vacuum Contactors	DILM / DILH /V201
4 Pole Contactors	DILMP
Capacitor Duty Contactors	DILK
Lighting Duty Contactors	DILL
DC Mill Duty Contactors	
DC Power Contactors	
Definite Purpose Contactors	



Overload Relays

Thermal Magnetic Overload Relay	ZB/ZE/ZEB
Electronic Overload Relay	Motor Insight, C440
Thermistor Based Overload Relays	EMT6



Motor Protection Circuit Breakers (MPCB)

MPCB with Push Button Control	PKZM01
MPCB with Rotary Handle Control	PKZM0
MPCB with Electronic Release	PKE



Low Voltage Control Products

Pilot Devices (22.5mm & 16mm)	RMQTitan (M22) / A22
Pilot Devices (30.5mm)	E30/E34/10250T
Foot & Palm Switch	FAK
Signal Towers	SL
Pressure Switches	MCS
Position Switches / Safety Switches	LS
Sensors	Inductive / Capacitive / Optical
Limit Switches	Precision / Mini / Metal / Metal-IP67 / Hazardous Applications



Effective 1st February, 2021

Eaton's Product Range

Cam Switches 8 Switch - Disconnectors

Cam Switches upto 132KW.....	T
Switch-Disconnecter upto 110KW/315A	P
ATEX Rated Enclosures	T/P



Electronic Relays

Safety Relay	ESR5
Safety Control Relays	Easy Safety
Timing Relays	ETR2 / ETR4
Measuring & Monitoring Relays	EMR



Automation Products

Relays	Easy500/700/800
PLC's	XC / EC4
HMI/ HMI-PLC's	XVC
Smartwire Darwin Communication System	



Motor Starters

DOL / RDOL Starter upto 32A with PKZM0	
DOL / RDOL Starter upto 32A with PKE	
Soft Starters upto 900KW.....	S8014/S8114
Variable Speed Starter	DE1
Variable Speed Drive	DG1



Enclosures

IP65, Outdoor rated Polycarbonate Opaque/Transparent	CI / CI-K
MCB Individual Enclosure	AE..
MCCB / Switch Disconnecter	MCCB...
Fuse Enclosure	RS..



Solar Products

Disconnectors upto 60A, 1000V DC rated	
Disconnectors, 160A - 1400A, 1500V DC rated	
Fuse & Fuse Base, 1000V DC	
Inverters upto 1MW	
DC Combiner Boxes	
AC Switchgear	



Effective 1st February, 2021

Price list

Table of Contents

Miniature Circuit Breaker

Type PLSM	6-8
Isolator	8
Type PLHT	9
Type PLS6 DC & PL10 DC	9

Residual Current Devices

RCCB PFIM Type AC	10
RCCB PFIM Type A	10
RCBO Type PKNM Type AC	11
Add-on RCD Unit - PBSM Type AC	12
Add-on RCD Unit - PBHT Type AC	12

Digital RCD **NEW**

Residual Current Devices FRCdM Type G/A	13
---	----

Arc Fault Detection Device **NEW**

.....	14
-------	----

Protective Devices

Manual Motor Starter Z-MS	15
Power Limiter Z-TS	15

Accessories

.....	16-17
-------	-------

Surge Protection Device (SPD)

.....	18-19
-------	-------

Distribution Boards (E-Series)

.....	21-23
-------	-------

Miniature Circuit Breakers for Industrial applications

Type "FAZ" with UL Certifications	25
Type "FAZ-NA" with UL Certifications	26

The Eaton Advantage

Miniature Circuit Breaker



3 Position Mounting Clip: Easy & Quick maintenance

- Allows installation & removal of MCB/other modular devices without removing the busbar and other devices




Insulated Sliding Shutter: Safe and Secure termination

- Acts as guide for quick and secure termination
- Makes it impossible for wire to miss the terminal while wiring
- Insulated shutter prevents accidental contact - enhanced safety and system reliability



Contact Position Indicator: Safe to operate, always

- Enables visual indication of true position of main contacts
- Ensure high degree of safety during fault conditions:
 - Welded Main Contact/Dolly Free
- True Contact Indication



Bi Connect Terminals: Ease of wiring

- Allows secure termination of busbars and cables simultaneously
- Looping possible without danger of loose wiring



Remote Operation and automatic resetting

- Remote operation
- Automatic restart in the event of undesired tripping



Unique colour for each rating : Appealing Aesthetics and Easy Identification

- Colour knobs provided for better aesthetics & designer look when mounted inside acrylic door distribution board.
- The rating of MCB installed is easily identifiable by distinctive dolly colours.

EATON

Powering Business Worldwide

Effective 1st February, 2021

Price list

Miniature Circuit Breaker

Type PLSM 

Specifications

- Rated current: 0.5 A to 63 A
- Rated voltage AC: 230/415V, DC: 48V (per pole)
- Rated breaking capacity: 10kA acc. to IEC/EN 60898
- Tripping Characteristics B, C, D
- Low let-through energy
- Bi connect optionally on load or line
- Endurance: 20,000 operations
- Full range of accessories: shunt, UV, auxiliary



Rated Current (A)	1P		1 P+N		2 P		3 P		3 P+N		4P	
	Part No. Article No.	Unit MRP	Part No. Article No.	Unit MRP	Part No. Article No.	Unit MRP	Part No. Article No.	Unit MRP	Part No. Article No.	Unit MRP	Part No. Article No.	Unit MRP
C Curve												
1	PLSM-C1 242191	520	PLSM-C1/1N 106310	1230	PLSM-C1/2 242390	1230	PLSM-C1/3 242459	1950	PLSM-C1/3N 242528	2480	PLSM-C1/4 242597	2480
2	PLSM-C2 242194	520	PLSM-C2/1N 106312	1230	PLSM-C2/2 242393	1230	PLSM-C2/3 242462	1950	PLSM-C2/3N 242531	2480	PLSM-C2/4 242600	2480
3	PLSM-C3 242196	520	PLSM-C3/1N 106314	1230	PLSM-C3/2 242395	1230	PLSM-C3/3 242464	1950	PLSM-C3/3N 242533	2480	PLSM-C3/4 242602	2480
4	PLSM-C4 242198	520	PLSM-C4/1N 106315	1230	PLSM-C4/2 242397	1230	PLSM-C4/3 242466	1950	PLSM-C4/3N 242535	2480	PLSM-C4/4 242604	2480
5	PLSM-C5 242199	520	PLSM-C5/1N 106316	1230	PLSM-C5/2 242398	1230	PLSM-C5/3 242467	1950	PLSM-C5/3N 242536	2480	PLSM-C5/4 242605	2480
6	PLSM-C6 242200	289	PLSM-C6/1N 106317	875	PLSM-C6/2 242399	875	PLSM-C6/3 242468	1450	PLSM-C6/3N 242537	1955	PLSM-C6/4 242606	1955
10	PLSM-C10 242202	289	PLSM-C10/1N 106318	875	PLSM-C10/2 242401	875	PLSM-C10/3 242470	1450	PLSM-C10/3N 242539	1955	PLSM-C10/4 242608	1955
16	PLSM-C16 242206	289	PLSM-C16/1N 106319	875	PLSM-C16/2 242405	875	PLSM-C16/3 242474	1450	PLSM-C16/3N 242543	1955	PLSM-C16/4 242612	1955
20	PLSM-C20 242207	289	PLSM-C20/1N 106320	875	PLSM-C20/2 242406	875	PLSM-C20/3 242475	1450	PLSM-C20/3N 242544	1955	PLSM-C20/4 242613	1955
25	PLSM-C25 242208	289	PLSM-C25/1N 106321	875	PLSM-C25/2 242407	875	PLSM-C25/3 242476	1450	PLSM-C25/3N 242545	1955	PLSM-C25/4 242614	1955
32	PLSM-C32 242209	289	PLSM-C32/1N 106322	875	PLSM-C32/2 242408	875	PLSM-C32/3 242477	1450	PLSM-C32/3N 242546	1955	PLSM-C32/4 242615	1955
40	PLSM-C40 242210	645	PLSM-C40/1N 106323	1430	PLSM-C40/2 242409	1430	PLSM-C40/3 242478	2270	PLSM-C40/3N 242547	2875	PLSM-C40/4 242616	2875
50	PLSM-C50 242211	645	PLSM-C50/1N 106324	1430	PLSM-C50/2 242410	1430	PLSM-C50/3 242479	2270	PLSM-C50/3N 242548	2875	PLSM-C50/4 242617	2875
63	PLSM-C63 242212	645	PLSM-C63/1N 106325	1430	PLSM-C63/2 242411	1430	PLSM-C63/3 242480	2270	PLSM-C63/3N 242549	2875	PLSM-C63/4 242618	2875
B Curve												
6	PLSM-B6 242174	289	PLSM-B6/1N 106288	875	PLSM-B6/2 242373	875	PLSM-B6/3 242442	1450	PLSM-B6/3N 242511	1955	PLSM-B6/4 242580	1955
10	PLSM-B10 242176	289	PLSM-B10/1N 106289	875	PLSM-B10/2 242375	875	PLSM-B10/3 242444	1450	PLSM-B10/3N 242513	1955	PLSM-B10/4 242582	1955
16	PLSM-B16 242180	289	PLSM-B16/1N 106300	875	PLSM-B16/2 242379	875	PLSM-B16/3 242448	1450	PLSM-B16/3N 242517	1955	PLSM-B16/4 242586	1955
20	PLSM-B20 242181	289	PLSM-B20/1N 106301	875	PLSM-B20/2 242380	875	PLSM-B20/3 242449	1450	PLSM-B20/3N 242518	1955	PLSM-B20/4 242587	1955
25	PLSM-B25 242182	289	PLSM-B25/1N 106302	875	PLSM-B25/2 242381	875	PLSM-B25/3 242450	1450	PLSM-B25/3N 242519	1955	PLSM-B25/4 242588	1955
32	PLSM-B32 242183	289	PLSM-B32/1N 106303	875	PLSM-B32/2 242382	875	PLSM-B32/3 242451	1450	PLSM-B32/3N 242520	1955	PLSM-B32/4 242589	1955
40	PLSM-B40 242184	645	PLSM-B40/1N 106304	1430	PLSM-B40/2 242383	1430	PLSM-B40/3 242452	2270	PLSM-B40/3N 242521	2875	PLSM-B40/4 242590	2875
50	PLSM-B50 242185	645	PLSM-B50/1N 106305	1430	PLSM-B50/2 242384	1430	PLSM-B50/3 242453	2270	PLSM-B50/3N 242522	2875	PLSM-B50/4 242591	2875
63	PLSM-B63 242186	645	PLSM-B63/1N 106306	1430	PLSM-B63/2 242385	1430	PLSM-B63/3 242454	2270	PLSM-B63/3N 242523	2875	PLSM-B63/4 242592	2875

Effective 1st February, 2021

Miniature Circuit Breaker

Rated Current (A)	1P		1 P+N		2 P		3 P		3 P+N		4P	
	Part No. Article No.	Unit MRP	Part No. Article No.	Unit MRP	Part No. Article No.	Unit MRP	Part No. Article No.	Unit MRP	Part No. Article No.	Unit MRP	Part No. Article No.	Unit MRP
D Curve												
6	PLSM-D6 242223	415	PLSM-D6/1N 106334	1025	PLSM-D6/2 242422	1025	PLSM-D6/3 242491	1635	PLSM-D6/3N 242560	2060	PLSM-D6/4 242629	2160
10	PLSM-D10 242225	415	PLSM-D10/1N 106335	1025	PLSM-D10/2 242424	1025	PLSM-D10/3 242493	1635	PLSM-D10/3N 242562	2060	PLSM-D10/4 242631	2160
16	PLSM-D16 242229	415	PLSM-D16/1N 106336	1025	PLSM-D16/2 242428	1025	PLSM-D16/3 242497	1635	PLSM-D16/3N 242566	2060	PLSM-D16/4 242635	2160
20	PLSM-D20 242230	415	PLSM-D20/1N 106337	1025	PLSM-D20/2 242429	1025	PLSM-D20/3 242498	1635	PLSM-D20/3N 242567	2060	PLSM-D20/4 242638	2160
25	PLSM-D25 242231	415	PLSM-D25/1N 106338	1025	PLSM-D25/2 242430	1025	PLSM-D25/3 242499	1635	PLSM-D25/3N 242568	2060	PLSM-D25/4 242637	2160
32	PLSM-D32 242232	415	PLSM-D32/1N 106339	1025	PLSM-D32/2 242431	1025	PLSM-D32/3 242500	1635	PLSM-D32/3N 242569	2060	PLSM-D32/4 242638	2160
40	PLSM-D40 242233	800	PLSM-D40/1N 106340	1745	PLSM-D40/2 242432	1745	PLSM-D40/3 242501	2560	PLSM-D40/3N 242570	3010	PLSM-D40/4 242639	3110
50	PLSM-D50 113094	800			PLSM-D50/2 113098	1745	PLSM-D50/3 113152	2560	PLSM-D50/3N 113164	3010	PLSM-D50/4 113156	3110
63	PLSM-D63 113095	800			PLSM-D63/2 113099	1745	PLSM-D63/3 113153	2560	PLSM-D63/3N 113165	3010	PLSM-D63/4 Y7-113157	3110

Main Load Disconnectors Switch (Isolator) IS

Specifications

- Load break switch with isolating function
- Design according to IEC/EN 60947-3
- Highly wear resistant contact
- Quick make, black toggle
- Terminal capacity 50 mm²



Rated Current (A)	1 Pole			2 Pole			3 Pole			4 Pole		
	Part No.	Article No.	Unit MRP	Part No.	Article No.	Unit MRP	Part No.	Article No.	Unit MRP	Part No.	Article No.	Unit MRP
16	IS-16/1	276254	620	IS-16/2	276255	725	IS-16/3	276256	1260	IS-16/4	276257	1515
20	IS-20/1	276258	620	IS-20/2	276259	725	IS-20/3	276260	1260	IS-20/4	276261	1515
25	IS-25/1	276262	620	IS-25/2	276263	725	IS-25/3	276264	1160	IS-25/4	276265	1515
32	IS-32/1	276266	620	IS-32/2	276267	725	IS-32/3	276268	1160	IS-32/4	276269	1515
40	IS-40/1	276270	620	IS-40/2	276271	725	IS-40/3	276272	1160	IS-40/4	276273	1515
63	IS-63/1	276274	715	IS-63/2	276275	825	IS-63/3	276276	1375	IS-63/4	276277	1650
80	IS-80/1	276278	715	IS-80/2	276279	1155	IS-80/3	276280	1595	IS-80/4	276281	2310
100	IS-100/1	276282	*	IS-100/2	276283	1210	IS-100/3	276284	1705	IS-100/4	276285	2420
125	IS-125/1	276286	*	IS-125/2	276287	1265	IS-125/3	276288	1760	IS-125/4	276289	2475

Note: * Price on request

Effective 1st February, 2021

Miniature Circuit Breaker

Type PLHT

Specifications

- Peak with stand voltage U_{imp} 4kV
- Rated current up to 125A
- Tripping characteristics B,C, D

- Rated Voltage AC: 230/415V, DC: 60V (per pole)
- Rated breaking capacity up to 63A: 25KA, 80A to 100A: 20 KA, 125 A: 15 KA according to IEC/EN 60947-2
- Accessories: shunt trip, auxiliary switch, anti-tamper device.
- Endurance: 20,000 operations Terminal Capacity: 2.5 - 50 mm²



C Curve

Rated Current (A)	1 P			2 P			3 P			4 P		
	Part No.	Article No.	Unit MRP	Part No.	Article No.	Unit MRP	Part No.	Article No.	Unit MRP	Part No.	Article No.	Unit MRP
20A	PLHT-C20	247981	2970	PLHT-C20/2	248007	6235	PLHT-C20/3	248033	9350	PLHT-C20/4	248085	12470
25A	PLHT-C25	247982	2970	PLHT-C25/2	248008	6235	PLHT-C25/3	248034	9350	PLHT-C25/4	248086	12470
32A	PLHT-C32	247983	2970	PLHT-C32/2	248009	6235	PLHT-C32/3	248035	9350	PLHT-C32/4	248087	12470
40A	PLHT-C40	247984	2970	PLHT-C40/2	248010	6235	PLHT-C40/3	248036	9350	PLHT-C40/4	248088	12470
50A	PLHT-C50	247985	2970	PLHT-C50/2	248011	6235	PLHT-C50/3	248037	9350	PLHT-C50/4	248089	12470
63A	PLHT-C63	247986	2970	PLHT-C63/2	248012	6235	PLHT-C63/3	248038	9350	PLHT-C63/4	248090	12470
80A	PLHT-C80	247987	2970	PLHT-C80/2	248013	6235	PLHT-C80/3	248039	9350	PLHT-C80/4	248091	12470
100A	PLHT-C100	247988	3080	PLHT-C100/2	248014	6470	PLHT-C100/3	248040	9705	PLHT-C100/4	248092	12940
125A	PLHT-C125	247989	3250	PLHT-C125/2	248015	6990	PLHT-C125/3	248041	10485	PLHT-C125/4	248093	13980

- Prices for B, D Curve MCBs are available upon request • 3 P+N on request

Type PLS6 DC and PL10 DC



Specifications

- Rated current up to 50A
- Rated voltage DC: 250V per pole, t=4 ms
- 2 poles connected in series DC: 500V
- 4P DC - Current Rating : 16A, 25A ,32A, 40A and 50A ; Rated Voltage: 1000V DC
- Rated breaking capacity 10kA acc. to IEC/EN 60947-2
- Tripping Characteristics C
- Connections as per polarity marking on the product

Rated Current (A)	1 Pole			2 Pole			4 Pole		
	Part No.	Article No.	Unit MRP	Part No.	Article No.	Unit MRP	Part No.	Article No.	Unit MRP
1	PLS6-C1-DC	243115	775	PLS6-C1/2-DC	243128	1635			
2	PLS6-C2-DC	243116	775	PLS6-C2/2-DC	243129	1635			
3	PLS6-C3-DC	243117	775	PLS6-C3/2-DC	243130	1635			
4	PLS6-C4-DC	243118	775	PLS6-C4/2-DC	243131	1635			
6	PLS6-C6-DC	243119	650	PLS6-C6/2-DC	243132	1370			
10	PLS6-C10-DC	243120	650	PLS6-C10/2-DC	243133	1370			
13	PLS6-C13-DC	243121	650	PLS6-C13/2-DC	243134	1370			
16	PLS6-C16-DC	243122	650	PLS6-C16/2-DC	243135	1370	PL10-C16/4-DC-IN	CBE00213	2850
20	PLS6-C20-DC	243123	650	PLS6-C20/2-DC	243136	1370			
25	PLS6-C25-DC	243124	650	PLS6-C25/2-DC	243137	1370	PL10-C25/4-DC-IN	CBE00214	2850
32	PLS6-C32-DC	243125	650	PLS6-C32/2-DC	243138	1370	PL10-C32/4-DC-IN	CBE00215	2850
40	PLS6-C40-DC	243126	980	PLS6-C40/2-DC	243139	2065	PL10-C40/4-DC-IN	CBE02465	4250
50	PLS6-C50-DC	243127	980	PLS6-C50/2-DC	243140	2065	PL10-C50/4-DC-IN	CBE02466	4250

Effective 1st February, 2021

Residual Current Devices

RCCB PFIM



Specifications

- Design according to IEC/EN 61008
- Rated current: 16-100A, Rated voltage: 230/415V, 50 Hz
- Rated tripping current: 30,100,300,500mA
- Rated short circuit strength: 4-10 kA
- Sensitivity: AC & pulsating DC
- Type: AC, A,G, G/A, R, S, S/A, U,X

- PFIM-U for frequency converter proof applications
- PFIM-X for backup protection
- Contact position flag indicator
- Automatic re-setting possible
- Comprehensive range of accessories
- Endurance: 20,000 operation
- For Commercial & Industrial applications

Rated Current (A)	mA	2 Pole			4 Pole		
		Part No.	Article No.	Unit MRP	Part No.	Article No.	Unit MRP
Conditionally surge current-proof 250 A, type AC							
25	30	PFIM-25/2/003	235390	3320	PFIM-25/4/003	235406	4495
	100	PFIM-25/2/01	235391	3425	PFIM-25/4/01	235407	4600
	300	PFIM-25/2/03	235392	3530	PFIM-25/4/03	235408	4710
40	30	PFIM-40/2/003	235394	3850	PFIM-40/4/003	235410	4600
	100	PFIM-40/2/01	235395	3960	PFIM-40/4/01	235411	4710
	300	PFIM-40/2/03	235396	4065	PFIM-40/4/03	235412	4815
63	30	PFIM-63/2/003	235398	4710	PFIM-63/4/003	235414	5135
	100	PFIM-63/2/01	235399	4870	PFIM-63/4/01	235415	5350
	300	PFIM-63/2/03	235400	5030	PFIM-63/4/03	235416	5405
80	30	PFIM-80/2/003	235402	6160	PFIM-80/4/003	235418	7590
	100	PFIM-80/2/01	235403	6600	PFIM-80/4/01	235419	7700
	300	PFIM-80/2/03	235404	7150	PFIM-80/4/03	235420	7700
100	30	PFIM-100/2/003	102821	8100	PFIM-100/4/003	102823	9100
	100	PFIM-100/2/01	102874	8210	PFIM-100/4/01	102824	9210
	300	PFIM-100/2/03	102822	8315	PFIM-100/4/03	102825	9315

Conditionally surge current-proof 250A, sensitive to residual pulsating DC, type A							
16	10	PFIM-16/2/001-A	235422	6120			
	30	PFIM-16/2/003-A	235423	5865			
25	30	PFIM-25/2/003-A	235424	5865	PFIM-25/4/003-A	235435	6210
	100	PFIM-25/2/01-A	235425	5865	PFIM-25/4/01-A	235436	6210
	300	PFIM-25/2/03-A	235426	5865	PFIM-25/4/03-A	235437	6210
40	30	PFIM-40/2/003-A	235427	6785	PFIM-40/4/003-A	235439	7590
	100	PFIM-40/2/01-A	235428	6785	PFIM-40/4/01-A	235440	7590
	300	PFIM-40/2/03-A	235429	6785	PFIM-40/4/03-A	235441	7590
63	30	PFIM-63/2/003-A	235431	6900	PFIM-63/4/003-A	235443	7765
	100	PFIM-63/2/01-A	235432	6900	PFIM-63/4/01-A	235444	7765
	300	PFIM-63/2/03-A	235433	6900	PFIM-63/4/03-A	235445	7765
80	30				PFIM-80/4/003-A	235447	12075
	300				PFIM-80/4/03-A	235448	12075
100	30				PFIM-100/4/003-A	102829	13225
	100	PFIM-100/2/01-A	102827	12650	PFIM-100/4/01-A	102870	13225
	300	PFIM-100/2/03-A	102828	12650	PFIM-100/4/03-A	102871	13225

•500 mA is available on request

•Surge Current-proof 3kA, type G available on request

• RCD with type G, S, R, U, X are available upon request

Effective 1st February, 2021

Residual Current Devices

RCBO Type AC - PKNM & FRBm



Specifications

- Rated breaking capacity: 6kA & 10kA
- Design according to IEC/EN 61009
- Rated current: 2A-40A
- Characteristics: B,C
- Sensitivity: 10, 30, 100, 300mA
- Rated Voltage AC: 230 V, 50 Hz
- Type: AC, A, G, S
- Operational voltage range: 196 - 253 V
- 3 position DIN rail clip, permits easy removal from existing busbar
- Terminal capacity: 1 - 25mm²
- Endurance: 20,000 operations
- For Commercial & Industrial applications

Rating (A)	mA	Characteristics B			Characteristics C		
		Part No.	Article No.	Unit MRP	Part No.	Article No.	Unit MRP
Conditionally surge current-proof 250 A, type AC							
2	10	FRBm6-B2/1N/001	178104	9520	FRBmM-C2/1N/001	170979	9520
4		FRBm6-B4/1N/001	178112	9520	FRBmM-C4/1N/001	170980	9520
6		FRBmM-B6/1N/001	170971	9185	FRBmM-C6/1N/001	170981	9185
10		FRBmM-B10/1N/001	170972	9185	FRBmM-C10/1N/001	170982	9185
16		FRBmM-B16/1N/001	170974	9185	FRBmM-C16/1N/001	170984	9185
2	30	FRBm6-B2/1N/003	178105	5545	FRBmM-C2/1N/003	170532	5545
4		FRBm6-B4/1N/003	178113	5545	FRBmM-C4/1N/003	170533	5545
6		PKNM-6/1N/B/003	236007	4425	PKNM-6/1N/C/003	236017	4425
10		PKNM-10/1N/B/003	236067	4425	PKNM-10/1N/C/003	236077	4425
16		PKNM-16/1N/B/003	236200	4425	PKNM-16/1N/C/003	236212	4425
20		PKNM-20/1N/B/003	236235	4425	PKNM-20/1N/C/003	236245	4425
25		PKNM-25/1N/B/003	236265	4425	PKNM-25/1N/C/003	236275	4425
32		PKNM-32/1N/B/003	236295	4425	PKNM-32/1N/C/003	236305	4425
40		PKNM-40/1N/B/003	236324	5265	PKNM-40/1N/C/003	236334	5265
2		100	FRBm6-B2/1N/01	178106	5600	FRBmM-C2/1N/01	170672
4	FRBm6-B4/1N/01		178114	5600	FRBmM-C4/1N/01	170673	5600
6	FRBmM-B6/1N/01		170656	4760	FRBmM-C6/1N/01	170674	4760
10	FRBmM-B10/1N/01		170657	4760	FRBmM-C10/1N/01	170675	4760
16	FRBmM-B16/1N/01		170659	4760	FRBmM-C16/1N/01	170677	4760
20	FRBmM-B20/1N/01		170660	4760	FRBmM-C20/1N/01	170678	4760
25	FRBmM-B25/1N/01		170661	4760	FRBmM-C25/1N/01	170679	4760
32	FRBmM-B32/1N/01		170662	5265	FRBmM-C32/1N/01	170680	5265
40	FRBmM-B40/1N/01		170663	5265	FRBmM-C40/1N/01	170681	5265
2	300		FRBm6-B2/1N/03	178107	5600	FRBmM-C2/1N/03	170561
4		FRBm6-B4/1N/03	178119	5600	FRBmM-C4/1N/03	170562	5600
6		PKNM-6/1N/B/03	236009	4480	PKNM-6/1N/C/03	236019	4480
10		PKNM-10/1N/B/03	236069	4480	PKNM-10/1N/C/03	236079	4480
16		PKNM-16/1N/B/03	236202	4480	PKNM-16/1N/C/03	236214	4480
20		PKNM-20/1N/B/03	236237	4480	PKNM-20/1N/C/03	236247	4480
25		PKNM-25/1N/B/03	236267	4480	PKNM-25/1N/C/03	236277	4480
32		PKNM-32/1N/B/03	236297	4590	PKNM-32/1N/C/03	236307	4590
40		PKNM-40/1N/B/03	236326	5265	PKNM-40/1N/C/03	236336	5265

#Conditionally surge current-proof 250 A, sensitive to residual pulsating DC, type "A" is available.....*Please contact nearest Eaton office for Price.

Effective 1st February, 2021

Residual Current Devices

Add-on RCD Unit - PBSM

Specifications

- Add-on residual current unit
- Line voltage-independent tripping
- Rated current 40 and 63A
- By combining this device with a miniature circuit breaker type PLSM, a RCBO unit (combined RCD/MCB device) is formed



Rating (A)	mA	2 Pole			4 Pole		
		Part No.	Article No.	Unit MRP	Part No.	Article No.	Unit MRP
Conditionally surge current-proof 250 A, type AC							
40	30	PBSM-402/003	262323	3715	PBSM-404/003	262568	5665
	100	PBSM-402/01	262324	3715	PBSM-404/01	262569	5665
	300	PBSM-402/03	262325	3715	PBSM-404/03	262570	5665
	500	PBSM-402/05	262326	5135	PBSM-404/05	262571	6695
	1000	PBSM-402/1	262327	5135	PBSM-404/1	262572	6695
63	30	PBSM-632/003	262426	4545	PBSM-634/003	262590	6710
	100	PBSM-632/01	262427	4545	PBSM-634/01	262591	6710
	300	PBSM-632/03	262428	4545	PBSM-634/03	262592	6710
	500	PBSM-632/05	262429	5335	PBSM-634/05	262595	8235
	1000	PBSM-632/1	262431	5335	PBSM-634/1	262596	8235

• Prices for RCD with type A, G, S are available upon request

Add-on RCD Unit - PBHT

Specifications

- Add-on residual current unit (screw connection) for 80 or 125A (2-pole and 4-pole)
- By combining this device with a miniature circuit breaker type PLHT a RCBO unit (combined RCD/MCB device) is formed
- For subsequent mounting onto 2,3, 3+N and 4-pole-miniature circuit breakers PLHT
- For commercial and industry applications



Rating (A)	mA	2 Pole			4 Pole		
		Part No.	Article No.	Unit MRP	Part No.	Article No.	Unit MRP
Conditionally surge current-proof 250 A, type AC							
80	30	PBHT-80/2/003	248818	14255	PBHT-80/4/003	248826	20790
	300	PBHT-80/2/03	248820	14255	PBHT-80/4/03	248828	20790
	500	PBHT-80/2/05	248822	14255	PBHT-80/4/05	248831	20790
	1000	PBHT-80/2/1	248824	14255	PBHT-80/4/1	248834	20790
125	30	PBHT-125/2/003	248799	14255	PBHT-125/4/003	248807	20790
	300	PBHT-125/2/03	248801	14255	PBHT-125/4/03	248809	20790
	500	PBHT-125/2/05	248803	23575	PBHT-125/4/05	248812	26080
	1000	PBHT-125/2/1	248805	23575	PBHT-125/4/1	248815	26080

Effective 1st February, 2021

Digital RCD



- Line voltage independent RCCB for fault or additional protection with additional digital features.
- System Monitoring: Preventive information / warning before the RCD trips in case of leakage currents
 - Integrated auxiliary contact
 - Local Indication
- New level of accuracy -> reduced unwanted tripping
- Yearly test interval
- Comprehensive range of accessories
- Real contact position indicator
- Fault current tripping indicator
- Automatic re-setting possible
- Transparent designation plate

Residual Current Devices FRCdM Type G/A

Surge current-proof 3 kA, sensitive to residual pulsating DC, Type G/A

4 Pole			
$I_n / \Delta n$	Type Designation	Article No.	Units per package
25/0.03	FRCdM-25/4/003-G/A	168646	1/30
25/0.3	FRCdM-25/4/03-G/A	168647	1/30
40/0.03	FRCdM-40/4/003-G/A	168648	1/30
40/0.3	FRCdM-40/4/03-G/A	168649	1/30
63/0.03	FRCdM-63/4/003-G/A	168650	1/30
63/0.3	FRCdM-63/4/03-G/A	168651	1/30
80/0.03	FRCdM-80/4/003-G/A	168634	1/30
80/0.3	FRCdM-80/4/03-G/A	168635	1/30

• Prices for RCD with type A, G, S are available upon request • Digital 2P RCBO available upon request

Digital RCD Mechanism

The LEDs set off an alarm when fault currents or a shut down are coming. This makes the troubleshooting faster and much easier. The service mode of the fault current protection switch quickly indicates the extent of the flowing fault current in milliamp increments. By pushing the service button, the blinking LED identifies the area where the fault current is located in.

- Mains voltage-independent residual current protection and additional protection with other digital functions
- Auto-reclosure is possible



Red

When the red LED lights up, the leakage current is already higher than 50 percent of the nominal fault current. Therefore the system is in a critical status –the digital RCCB only trip when the



Yellow

The yellow LED shows a residual current in the ambit of 30 to 50 percent of the nominal fault current. Before the system is shut down, professional countermeasures can be taken.



Green

If the current flow in the system to ground is in the ambit from 0 to 30 percent of the nominal fault current, the green LED indicates the proper status.



Effective 1st February, 2021

Arc Fault Detection Device (AFDD+)



- Electric fire protective device acc. to IEC/EN-62606
- Detects and quenches arc faults in final circuits
- Fully combined with residual current circuit breaker (RCCB) and miniature circuit breaker (MCB)
- 2-pole: Both clearances between open contacts are protected
- Variable installation of Neither left or right
- Rated currents from 10 to 40 A
- Contact position indicator red – green
- Tripped indication: MCB, RCCB or AFDD
- LED indication for arc faults
- Permanent self-monitoring
- Overvoltage and overheat monitoring
- Guide for secure terminal connection
- 3-position DIN rail clip, permits removal from existing busbar system
- Comprehensive range of accessories suitable for subsequent installation
- 10 and 30 mA rated residual currents
- Tripping characteristics B, C
- Rated breaking capacity up to 10 kA
- Type AC & A

AFDD+ - AC Type

B Curve			C Curve		
Rating	Type Designation	Article No.	Rating	Type Designation	Article No.
10/0.01	AFDD-10/2/B/001	187164	10/0.01	AFDD-10/2/C/001	187170
13/0.01	AFDD-13/2/B/001	187176	13/0.01	AFDD-13/2/C/001	187182
16/0.01	AFDD-16/2/B/001	187200	16/0.01	AFDD-16/2/C/001	187206
10/0.03	AFDD-10/2/B/003	187167	10/0.03	AFDD-10/2/C/003	187173
13/0.03	AFDD-13/2/B/003	187179	13/0.03	AFDD-13/2/C/003	187185
16/0.03	AFDD-16/2/B/003	187203	16/0.03	AFDD-16/2/C/003	187209
20/0.03	AFDD-20/2/B/003	187218	20/0.03	AFDD-20/2/C/003	187221
25/0.03	AFDD-25/2/B/003	187224	25/0.03	AFDD-25/2/C/003	187227
*32/0.03	AFDD-32/2/B/003	187230	*32/0.03	AFDD-32/2/C/003	187233
*40/0.03	AFDD-40/2/B/003	187236	*40/0.03	AFDD-40/2/C/003	187239

AFDD+ - A Type


B Curve			C Curve		
Rating	Type Designation	Article No.	Rating	Type Designation	Article No.
10/0.01	AFDD-10/2/B/001-A	187165	10/0.01	AFDD-10/2/C/001-A	187171
13/0.01	AFDD-13/2/B/001-A	187177	13/0.01	AFDD-13/2/C/001-A	187183
16/0.01	AFDD-16/2/B/001-A	187201	16/0.01	AFDD-16/2/C/001-A	187207
10/0.03	AFDD-10/2/B/003-A	187168	10/0.03	AFDD-10/2/C/003-A	187174
13/0.03	AFDD-13/2/B/003-A	187180	13/0.03	AFDD-13/2/C/003-A	187186
16/0.03	AFDD-16/2/B/003-A	187204	16/0.03	AFDD-16/2/C/003-A	187210
20/0.03	AFDD-20/2/B/003-A	187219	20/0.03	AFDD-20/2/C/003-A	187222
25/0.03	AFDD-25/2/B/003-A	187225	25/0.03	AFDD-25/2/C/003-A	187228
*32/0.03	AFDD-32/2/B/003-A	187231	*32/0.03	AFDD-32/2/C/003-A	187234
*40/0.03	AFDD-40/2/B/003-A	187237	*40/0.03	AFDD-40/2/C/003-A	187240

*Breaking Capacity – 6kA
• Price on Request



Effective 1st February, 2021

Protective Devices

Manual Motor Starter Z-MS

	Poles	Setting Range (A)	Type Designation	Article No.	Unit MRP
	2	0.10 - 0.16	Z-MS-0.16/2	248389	2200
	2	0.16 - 0.25	Z-MS-0.25/2	248390	2200
	2	0.25 - 0.40	Z-MS-0.4/2	248391	2200
	2	0.40 - 0.63	Z-MS-0.63/2	248392	2200
	2	0.63 - 1.00	Z-MS-1/2	248393	2200
	2	1.00 - 1.60	Z-MS-1.6/2	248394	2200
	2	1.60 - 2.50	Z-MS-2.5/2	248395	2200
	2	2.50 - 4.00	Z-MS-4/2	248396	2200
	2	4.00 - 6.30	Z-MS-6.3/2	248397	2200
	2	6.30 - 10.0	Z-MS-10/2	248398	2200
	2	10.0 - 16.0	Z-MS-16/2	248399	2200
	2	16.0 - 25.0	Z-MS-25/2	248400	2200
	2	25.0 - 40.0	Z-MS-40/2	248401	2200
	3	0.10 - 0.16	Z-MS-0.16/3	248402	2775
	3	0.16 - 0.25	Z-MS-0.25/3	248403	2775
	3	0.25 - 0.40	Z-MS-0.4/3	248404	2775
	3	0.40 - 0.63	Z-MS-0.63/3	248405	2775
	3	0.63 - 1.00	Z-MS-1/3	248406	2775
	3	1.00 - 1.60	Z-MS-1.6/3	248407	2775
	3	1.60 - 2.50	Z-MS-2.5/3	248408	2775
	3	2.50 - 4.00	Z-MS-4/3	248409	2775
	3	4.00 - 6.30	Z-MS-6.3/3	248410	2775
	3	6.30 - 10.0	Z-MS-10/3	248411	2775
	3	10.0 - 16.0	Z-MS-16/3	248412	2775
	3	16.0 - 25.0	Z-MS-25/3	248413	2840
	3	25.0 - 40.0	Z-MS-40/3	248414	3180

Power Limiter Z-TS

	Rated Curr. In (A)	Setting Range (A)	Type Designation	Article No.	Unit MRP
	1-pole, 230 V~				
	20	13-20	Z-TS20/1	266850	Price on Request
	25	16-25	Z-TS25/1	266852	
	32	20-32	Z-TS32/1	266853	
	40	25-40	Z-TS40/1	266854	
	50	40-50	Z-TS50/1	266855	
	63	50-63	Z-TS63/1	266856	
	3-pole, 400 V~				
	20	13-20	Z-TS20/3	266857	Price on Request
	25	16-25	Z-TS25/3	266858	
	32	20-32	Z-TS32/3	266859	
	40	25-40	Z-TS40/3	266860	
	50	40-50	Z-TS50/3	266861	
	63	50-63	Z-TS63/3	266862	

Effective 1st February, 2021

Accessories

Auxiliary Switch and Tripping Signal Switch for PLSM-MCB & PKNM-RCBO (snapping Type)



For Protective Device / Function	Part No.	Article No.	Unit MRP
PLS..., PKN... 1NO+1NC	ZP-IHK	286052	800
PLS..., PKN... 1CO	ZP-WHK	286053	800
PLS..., PKN... 2CO (TRIP CONTACT)	ZP-NHK	248437	1090

Auxiliary Switch and Tripping Signal Switch for PLSM-MCB, PKNM-RCBO & PFIM-RCD (Screw Type)



For Protective Device / Function	Part No.	Article No.	Unit MRP
PFIM 1NO+1NC	Z-HK	248432	800
PLS... 1NO+1NC	Z-AHK	248433	800
PLS... 2CO (TRIP CONTACT)	Z-NHK	248434	1090

RCD-Tripping Module Z-FAM for remote switch-off RCD



For Protective Device / Function	Part No.	Article No.	Unit MRP
PFIM	Z-FAM	248433	2170

Sealing Cover Set Z-RC/AK for PFIM, PFR



Pole	Part No.	Article No.	Unit MRP
2-pole	Z-RC/AK-2TE	285385	140
4-pole	Z-RC/AK-4TE	101062	160

Shunt Trip Release ZP-ASA for PLSM-MCB, PKNM-RCBO & Manual Motor Starter (Z-MS)



For Protective Device / Function	Part No.	Article No.	Unit MRP
12-110V AC/12-60V DC	ZP-ASA/24	248438	2215
110-415V AC/110V-220V DC	ZP-ASA/230	248439	2215

Undervoltage Release Z-USA, Z-USD for PLSM-MCB & Manual Motor Starter (Z-MS)



For Protective Device / Function	Part No.	Article No.	Unit MRP
115 non-delayed	Z-USA/115	248288	4250
230 non-delayed	Z-USA/230	248289	4250
400 non-delayed	Z-USA/400	248290	4710
115 delayed 0.4s	Z-USD/115	248292	4535
230 delayed 0.4s	Z-USA/230	248291	4535

Shunt Release and Auxiliary Switch for PLHT-MCB




Rated Current In	Part No.	Article No.	Unit MRP
Shunt Trip release, Shunt Trip Release Kit			
110-415/Shunt Trip Release	Z-LHASA/230	248442	2500
12-60/Shunt Trip Release	Z-LHASA/24	248441	2500
110-415/Shunt Trip Release Kit	Z-BHASA/230	248445	2500
12-60/Shunt Trip Release Kit	Z-BHASA/24	248444	2500
Auxiliary Switch			
Function 1NO+1 NC	Z-LHK	248440	820

• Remote control and automatic switching device Z-FW for PLM-MCB and PFIM-RCD are available on request

Effective 1st February, 2021

Accessories

Busbar Fork Type



Function	Part No.	Article No.	Unit MRP
Busbar block (Fork) Z-GV for PLSM, PKNM, PFIM (without Auxiliary Switch), Delivered with end caps			
16 mm² Rated current 80 A			
1-phases 16x	Z-GV-16/1P-1TE/16	271074	
2-phases 8x	Z-GV-16/1P+N-2TE/16	271075	
3-phases 2x	Z-GV-16/3P-3TE/8	271073	Price on Request
4-phases 4x	Z-GV-16/3P+N-4TE/16	271078	
1m Busbar block (Fork) Z-GV for PLSM, PKNM, PFIM (with Auxiliary Switch), Delivered without end caps			
16 mm² Rated current 80 A			
1-phase	Z-GV-16/1P-1TE	271061	1245
1-phase + auxiliary switch	Z-GV-16/1P+HS	271062	4840
2-phases	Z-GV-16/1P+N-2TE	271063	2550
3-phases	Z-GV-16/3P-3TE	271064	2815
4-phases	Z-GV-16/3P+N-4TE	271066	4905
4-phases	Z-GV-16/3P+3N-6TE	263142	5560
10 mm² Rated current 63 A			
1-phase	Z-GV-10/1P-1TE	270339	980
3-phases	Z-GV-10/3P-3TE	271060	2290
End cap 1-phase	Z-V-AK/1P	104905	50

Surge Protection Device (SPD)

Specifications

- Standards : IEC 60364-5-53 Clause 534
- Individual components can be replaced without disconnection
- Classes : B, C, B+C (Combined Arrester), D
- Degree of protection (Built in) IP 20 (IP 40)
- Responding time : B-<100ns., C,B+C, D -< 25ns.
- Impulse current range: 12.5kA - 100kA
- Power feed optionally from above or below
- Lighting current arrester + Surge arrester sets :
B+C sets (Combines the function of class B & Class C in single device)

Surge Protective Class T1/T2, SPRT12-350



Poles	Max. Continuous Operating Voltage U_c	Part No	Article No.	Unit MRP
-------	---	---------	-------------	----------

Combined Surge Protective Device SPRT12-350

- incl. FM contact (change-over contact) • for TN-C

3pole	350 VAC	SPRT12-350/3-AX	195235	58760
-------	---------	-----------------	--------	-------



- incl. FM contact (change-over contact) • for TN-S/TT

3pole+NPE	350 VAC	SPRT12-350/3+NPE-AX	195236	67670
-----------	---------	---------------------	--------	-------



Range of protection	Max. Continuous Operating Voltage U_c	Part No	Article No.	Unit MRP
---------------------	---	---------	-------------	----------

Insert for SPRT12-350

L-N / L-PEN	350 VAC	SPRT12-350	195237	17100
N-PE	350 VAC	SPRT12-350/NPE	195238	17100

Surge Protective Class T1/T2 (formerly B+C), SPBT12

Description	Part No	Article No.	Unit MRP
-------------	---------	-------------	----------

Lightning current arrester - surge arrester sets, Lightning protection classes III, IV

Without remote indication

TN-S/TT Set 1+N Set	SPBT12-280-1+NPE50	184752	7800
TN-S-Set 2pole	SPBT12-280/2	158309	9635
TN-C-Set 3pole	SPBT12-280/3	158330	12870
TN-S-Set 4pole	SPBT12-280/4	158331	17160
TN-S/TT Set 3+N Set	SPBT12-280-3+NPE50	184750	12500
TN-S/TT Set 3+N Set with busbar	SPBT12-280-3+NPE50/BB	184751	13100
TN-S/TT-Set 1+1pole	SPBT12-280-1+NPE	158308	18700
TN-S/TT-Set 3+1pole	SPBT12-280-3+NPE	158332	25740
TN-S/TT-Set 3+1pole	SPBT12-280-3+NPE/BB	158333	25740

Accessories

Auxiliary switch for SPBT12-280	ASAXSC-SPM	131785	930
Busbar	ZV-KSBI...		



Impulse current $I_{imp} (10/350)_{\mu s}$	Part No	Article No.	Unit MRP
---	---------	-------------	----------

Lightning current arrester - surge arrester SPBT12

Complete

12.5 kA L - (PE) N	SPBT12-280/1	158306	8360
50 kA N-PE	SPBT12-NPE50	184749	5240
100 kA N-PE	SPBT12-NPE100	158307	18590

Insert

12.5 kA Insert	SPBT12-280	167341	1950
----------------	------------	--------	------



Effective 1st February, 2021

Surge Protection Device (SPD)

SPD Class C



Poles	Impulse Current Iimp	Part No.	Article No.	Unit MRP
Plug-in surge arrester SPCT2				
Insert 1-pole				
Insert 75VAC	20kA	SPCT2-075	167577	2000
Insert 130VAC	20kA	SPCT2-130	167582	2000
Insert 175VAC	20kA	SPCT2-175	167587	2000
Insert 280VAC	20kA	SPCT2-280	167592	2000
Insert 335VAC	20kA	SPCT2-335	167597	2000
Insert 385VAC	20kA	SPCT2-385	167602	2000
Insert 460VAC	20kA	SPCT2-460	167607	2000
Insert 580VAC	20kA	SPCT2-580	167612	2000
Insert 260VAC	30kA	SPCT2-NPE60	167617	3720



Poles	Impulse Current Iimp	Part No.	Article No.	Unit MRP
Plug-in surge arrester SPCT2, 1- to 4-pole				
Complete (2- and multi-pole surge arresters are supplied with busbar)				
1-pole	75VAC 20kA	SPCT2-075/1	167578	2000
1-pole	130VAC 20kA	SPCT2-130/1	167583	2000
1-pole	175VAC 20kA	SPCT2-175/1	167588	2000
1-pole	280VAC 20kA	SPCT2-280/1	167593	2180
1-pole	335VAC 20kA	SPCT2-335/1	167598	2180
1-pole	385VAC 20kA	SPCT2-385/1	167603	2000
1-pole	460VAC 20kA	SPCT2-460/1	167608	2180
1-pole	580VAC 20kA	SPCT2-580/1	167613	2365
1+N	260VAC 30kA	SPCT2-NPE60/1	167618	3575
2-pole	75VAC 2x20kA	SPCT2-075/2	167579	3980
2-pole	130VAC 2x20kA	SPCT2-130/2	167584	3980
2-pole	175VAC 2x20kA	SPCT2-175/2	167589	3980
2-pole	280VAC 2x20kA	SPCT2-280/2	167594	3980
2-pole	335VAC 2x20kA	SPCT2-335/2	167599	3980
2-pole	385VAC 2x20kA	SPCT2-385/2	167604	3980
2-pole	460VAC 2x20kA	SPCT2-460/2	167609	3980
2-pole	580VAC 2x20kA	SPCT2-580/2	167614	3980
3-pole	75VAC 3x20kA	SPCT2-075/3	167580	5445
3-pole	130VAC 3x20kA	SPCT2-130/3	167585	5445
3-pole	175VAC 3x20kA	SPCT2-175/3	167590	5445
3-pole	280VAC 3x20kA	SPCT2-280/3	167595	6180
3-pole	335VAC 3x20kA	SPCT2-335/3	167600	5830
3-pole	385VAC 3x20kA	SPCT2-385/3	167605	5830
3-pole	460VAC 3x20kA	SPCT2-460/3	167610	5830
3-pole	580VAC 3x20kA	SPCT2-580/3	167615	5830
4-pole	75VAC 4x20kA	SPCT2-075/4	167581	6875
4-pole	130VAC 4x20kA	SPCT2-130/4	167586	6875
4-pole	175VAC 4x20kA	SPCT2-175/4	167591	6875
4-pole	280VAC 4x20kA	SPCT2-280/4	167596	8085
4-pole	335VAC 4x20kA	SPCT2-335/4	167601	8440
4-pole	385VAC 4x20kA	SPCT2-385/4	167606	8440
4-pole	460VAC 4x20kA	SPCT2-460/4	167611	7610
4-pole	580VAC 4x20kA	SPCT2-580/4	167616	7610
1+N	280VAC 20kA	SPCT2-280-1+NPE	167619	7580
1+N	335VAC 20kA	SPCT2-335-1+NPE	167621	8660
1+N	385VAC 20kA	SPCT2-385-1+NPE	167623	8660
1+N	460VAC 20kA	SPCT2-460-1+NPE	167625	9870
1+N	580VAC 20kA	SPCT2-580-1+NPE	167627	8870
3+N	280VAC 20kA	SPCT2-280-3+NPE	167620	8660
3+N	335VAC 20kA	SPCT2-335-3+NPE	167622	8660
3+N	385VAC 20kA	SPCT2-385-3+NPE	167624	8660
3+N	460VAC 20kA	SPCT2-460-3+NPE	167626	9870
3+N	580VAC 20kA	SPCT2-580-3+NPE	167628	8870
3+N/BB	280VAC 3x20kA	SPCT2-280-3+NPE/BB	167629	10155
3+N/BB	335VAC 3x20kA	SPCT2-335-3+NPE/BB	167630	10725
3+N/BB	385VAC 3x20kA	SPCT2-385-3+NPE/BB	167631	10725
3+N/BB	460VAC 3x20kA	SPCT2-460-3+NPE/BB	167632	10725

• DC SPDs prices on request

Effective 1st February, 2021

Neutral Failure Device/Overvoltage Protective Device (POP Device)

POP-270

- A POP-device intend to mitigate the effects of overvoltage between phase and neutral conductor (e.g. caused by broken neutral conductor in the 3-phase supply) for electrical devices and/or receptor equipment by de-energize the circuit when an overvoltage between phase and neutral conductor is detected.
- Application according BTTF 128-1
- Contact position indicator red-green shows secure isolation
- ON-OFF function with switching toggle
- Suitable for commercial and industrial applications

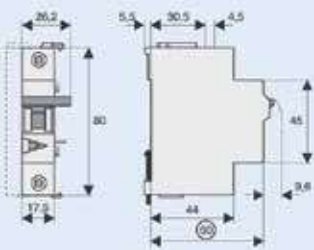


Power Frequency Overvoltage Protective Device (POP Device)

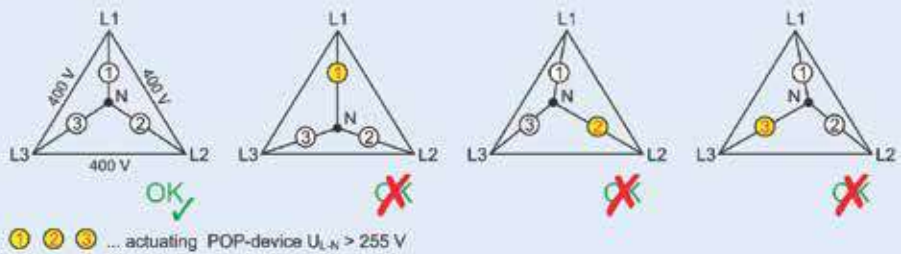
Rated Operational Voltage	Type Designation	Article No.	Units per package
230 V AC / 50 Hz	POP-270	173574	1 / 60

For accessories like Auxiliary Switch ZP-IHK and ZP-WHK, Tripping Signal Switch ZP-NHK, Shunt Trip Release ZP-ASA and Undervoltage Release Z-USA, Z-USD

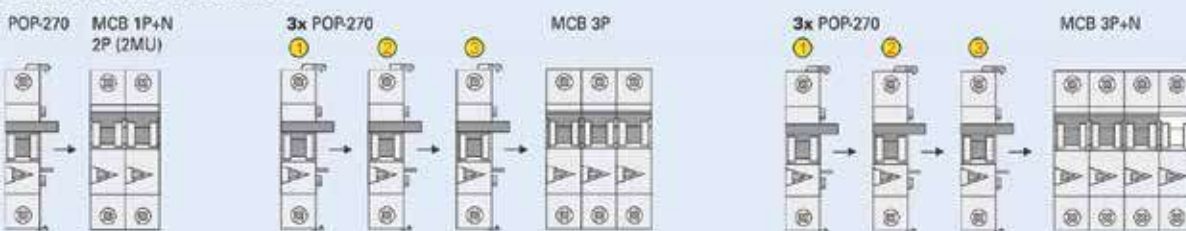
Dimensions (mm)



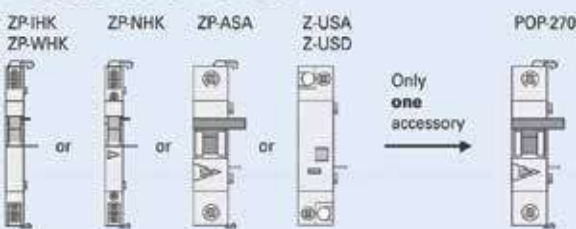
Voltage triangle



Combination with MCBs



Accessories for POP-270



*Please Contact nearest Eaton office for Price

Distribution Boards (E Series)

Specifications



- Application standard BS EN: 60439-3/ EN: 50298/IS 13032 : 91
- Sheet steel construction powder coated to RAL : 9010 (Fine Texture)
- IP 42 / 43 degree of protection for double door & IP 20 for single door
- Aesthetically designed distribution boards that blends with all interior
- Optimized dimensions with ample wiring space
- Incoming options: Isolator, RCD, RCBO, MCCB for direct connections or Isolator with RCCB in one line Channel
- Adequate numbers of knockouts, detachable plates of various sizes are provided both at the top and the bottom to enable easy installation and connection of conduits of all sizes.
- Single piece copper busbar to eliminate potential hotspots
- Door earthing to ensure total safety
- Single Phase with 125A Busbar
- Three Phase with 250A Busbar

Quality Door Hinges for easy removability of reversible Door



Sleek Pan Assembly to keep Din-Rail & neutral link protected at the time of installation with unique look when installed with unique color coded MCBs



Embossed Anti-Insertion Marking to maintain IP protection

Door earthing in Enclosure for human safety



Pre-fitted masking sheet to protect Enclosure from cement or other foreign particles before installation of MCBs, etc.



Sleek & classy look with rounded corners Earth stud on both sides of Enclosure

Effective 1st February, 2021

Distribution Boards (E Series)

SPN DB



Product Description	Single Door IP 20	Unit MRP	Double Door IP 42	Unit MRP	Double Door IP 43	Unit MRP
SPN DB 4 WAY	ETNSPNSD04	1265	ETNSPND4204	1840	ETNSPND4304	2310
SPN DB 6 WAY	ETNSPNSD06	1485	ETNSPND4206	2080	ETNSPND4306	2485
SPN DB 8 WAY	ETNSPNSD08	1620	ETNSPND4208	2330	ETNSPND4308	2720
SPN DB 12 WAY	ETNSPNSD12	2005	ETNSPND4212	3070	ETNSPND4312	3355
SPN DB 16 WAY	ETNSPNSD16	2375	ETNSPND4216	3170	ETNSPND4316	3585

Horizontal TPN DB



Product Description	Single Door IP 20	Unit MRP	Double Door IP 42	Unit MRP	Double Door IP 43	Unit MRP
TPN DB 4 Way	ETNTPNSD04	3695	ETNTPND4204	4335	ETNTPND4304	5435
TPN DB 6 Way	ETNTPNSD06	4335	ETNTPND4206	5435	ETNTPND4306	5895
TPN DB 8 Way	ETNTPNSD08	5080	ETNTPND4208	6360	ETNTPND4308	6820
TPN DB 12 Way	ETNTPNSD12	7515	ETNTPND4212	9130	ETNTPND4312	10010

Horizontal TPN DB with Per Phase Isolation



Way	Part No.	Unit MRP
Double Door IP-42		
4	ETNPPIH04	7690
6	ETNPPIH06	8670
8	ETNPPIH08	10395
12	ETNPPIH12	14445

Vertical TPN DB with Per Phase Isolation



Way	Part No.	Unit MRP
Double Door IP-42		
4	ETNPPIV04	8380
6	ETNPPIV06	9360
8	ETNPPIV08	10340
12	ETNPPIV12	10750
14	ETNPPIV14	11440
16	ETNPPIV16	12135

- IP-43 is available (price on request)

VTPN DB with MCB Incomer



Way	Part No.	Unit MRP
Double Door IP-43		
4	ETNVTPN06304	11275
8	ETNVTPN06308	13980
12	ETNVTPN06312	17930

VTPN DB with MCCB Incomer



Way	Part No.	Unit MRP	Part No.	Unit MRP
DB with I/C up to 100 A MCCB			DB with I/C up to 250 A MCCB	
4	ETNVTPN10004	13060	ETNVTPN25004	22870
8	ETNVTPN10008	16400	ETNVTPN25008	26565
12	ETNVTPN10012	20220	ETNVTPN25012	29460

Distribution Boards (E Series)

Flexi DB- Tier Type



Product Description	Part No.	Unit MRP
Double Door IP-43		
12 Module X 2 Tier DB	ETN2TRDD4312	5435
12 Module X 3 Tier DB	ETN3TRDD4312	6645
8 Module X 4 Tier DB	ETN4TFDB4308	6070
10 Module X 4 Tier DB	ETN4TFDB4310	6645
14 Module X 4 Tier DB	ETN4TFDB4314	7580

7 and 8 Segment TPN DB



Way	Part No.	Unit MRP	Part No.	Unit MRP
7 Segment Double Door		8 Segment Double Door		
4	ETNPSG7S4204	11320	ETNPSG8S4204	11900
6	ETNPSG7S4206	12705	ETNPSG8S4206	13630
8	ETNPSG7S4208	14090	ETNPSG8S4208	14090
12	ETNPSG7S4212	17910	ETNPSG8S4212	18480

- IP-43 is available (price on request)

TV Telephone DB



Way	Single Phase IP 43	Unit MRP	Three Phase IP 43	Unit MRP
4	ETNTVTELSPN04	4510	ETNTVTELTPN04	8120
6	ETNTVTELSPN06	4930	ETNTVTELTPN06	8670
8	ETNTVTELSPN08	5205	ETNTVTELTPN08	9360
12	ETNTVTELSPN12	5755	ETNTVTELTPN12	10605
16	ETNTVTELSPN16	6315		

Cable End Box

Part No.	Unit MRP
ETNSPND4204CB	On Request
ETNSPND4206CB	On Request
ETNSPND4208CB	On Request
ETNSPND4212CB	On Request
ETNSPND4216CB	On Request
ETNTPND4204CB	On Request
ETNTPND4206CB	On Request
ETNTPND4208CB	On Request
ETNTPND4212CB	On Request

- IP 43 available on request

Metal Enclosures



Module	Part No.	Unit MRP
Double Door		
2	ETNME002M	695
4	ETNME004M	695

Metal Clad Plug and Socket Enclosures



Product Description	Metal Clad P&S	Unit MRP
SPN P&S 20 AMP 1P	ETNPS20SP	1685
SPN P&S 20 AMP 2P	ETNPS20DP	1795
TPN P&S 30 AMPS SE003 3P	ETNPS30TP	3585

- IP-43 is available (price on request)

- Any customized DB' s is possible (MOQ-10 Nos) • Price on request
- Any RAL Color is possible to suit the interior Wall Color, Matt Finish/Glossy Finish is possible (MOQ-100 Nos) • Price on request

Effective 1st February, 2021

DC Switch Disconnectors for PV - application

Dumeco

- *Full 2 pole DC Switch-disconnectors
- *4 Frame-sizes 63A-1250A, @1000Vdc
- *No need for bridging links
- *Bi-directional pole connection
- *No de-rating, fully rated at 65°C up to 250A
- *Small footprint
- *High Endurance



P-SOL & "N"-Type

P-SOL 2-poles

- Rated operational voltage 1000 VDC
- Utilization category DC-21A
- 20A, 30A & 60A



"N"-Type Switch-disconnectors for 1000/1500 V DC, 1 and 2 pole

- Rating from 160A to 1600A
- IEC/EN 60947-3
- Main switch characteristics including positive drive to IEC/EN 60204 and VDE 0113
- Isolating characteristics to IEC/EN 60947 and VDE 0660
- Busbar tag shroud to VDE0160 Part100
- Can be combined with voltage releases, Motor Operated Mechanism & Auxiliary Contacts
- Switches cannot be combined with withdrawable units and/or connection on rear

#Please contact nearest Eaton office for More details

DC Circuit Breaker for PV - application

DC string circuit-breaker PKZ-SOL

- Rated operational voltage 900 VDC
- Rated current In 4, 7, 12, 20, and 30 A
- For permissible string short-circuit currents I_{sc} of 5 up to 22 A



#Please contact nearest Eaton office for more details

PV Gard Solar Photovoltaic Circuit Breakers

- Rated operational voltage 1000 VDC (poles-in-series)
- Up to 800A
- Fixed thermal, fixed magnetic
- 50-°C calibration
- Tested to extreme ambient conditions from -40-°C to +90-°C



For pricing & technical details of following Din Rail Mounted products, please contact Eaton

- Digital RCD's & Earth Leakage Monitor
- Metering Instruments :
 - Analogue Ammeter & Voltmeter
 - Digital Ammeter and Voltmeter
 - Power Meter
 - Operating Hour & Pulse Counter
- Push Buttons and Indicating Lights
- Contactors
- Relays
 - Undervoltage Relay
 - Undervoltage Monitoring Relay
 - Load Shedding Relay
 - Time Lag Relay
 - Impulse Relay
 - Installation Relay
- Staircase switch
- Industrial Switch
- Rotary Switch
- Light Intensity Switch
- Signaling Devices Buzzer / Bell



Effective 1st February, 2021

FAZ Miniature Circuit Breakers

UL 1077 DIN Rail Supplementary Protectors



Optimum and Efficient Protection for Every Application

Standards and Certifications

FAZ complies with the latest national and international standards.

- UL 1077, CSA C22.2 No. 235
 - Apply to supplementary protectors intended for use as overcurrent, or overvoltage or undervoltage protection within an appliance or other electrical equipment where branch circuit protection is already provided, or is not required

- RoHS compliant
- VDE compliant
 - Devices with B, C, and D curves are VDE compliant
- CCC
 - Devices with B, C, and D curves are CCC compliant
- ABS compliant



FAZ Circuit Breakers

Product Overview

Optimum product quality, tested reliability and safety stand for best protection of personnel, installations and plant. Eaton's FAZ DIN rail mountable circuit breaker is designed for use in control panel applications.

Powerful offering for machine and system builders

The FAZ is available with B, C, D, K, S, and Z characteristics in accordance with UL 1077, CSA C22.2 No. 235 and IEC 60947-2. These devices are CE marked.

Application Description

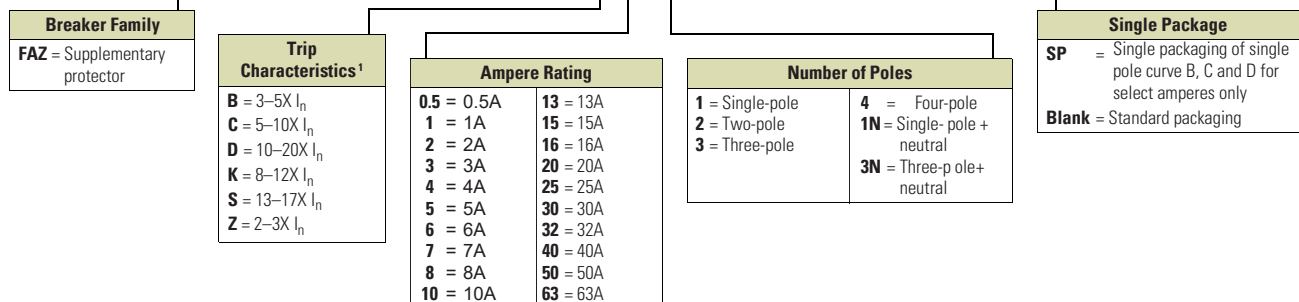
- Supplementary protection
- Control circuits
- Lighting
- Business equipment
- Appliances

Features

- Complete range of UL 1077 recognized DIN rail mounted miniature circuit breakers up to 63A current rating
- Standard ratings of 10 kAIC up to 277/480 Vac
- Current limiting design provides fast short-circuit interruption that reduces the let-through energy, which can damage the circuit
- Suitable for supplementary protection
- Thermal-magnetic over current protection
 - Six levels of short-circuit protection, categorized by B,C,D,K,S and Z curves
- Trip-free design—breaker can not be defeated by holding the handle in the ON position
- Captive screws cannot be lost
- Fulfill UL 1077, CSA C22.2 No. 235 and IEC 60947-2 Standard
- Field-installable shunt trip and auxiliary switch subsequent mounting
- Module width of only 17.7 mm (per pole)
- Contact position indicator (red/green)
- Easy installation on DIN rail
- Possibility for sealing the toggle in ON or OFF position

Catalog Number Selection

FAZ C 6 / 1 SP



Note

¹ I_n = Rated current for instantaneous trip characteristics.

*Please contact nearest Eaton office for price

Effective 1st February, 2021

FAZ-NA Miniature Circuit Breakers

UL 489 DIN Rail Miniature Circuit Breakers



Optimum and Efficient Protection for Every Application

Standards and Certifications

FAZ-NA complies with the latest national and international standards.

- UL 489
 - Standard for molded case circuit breakers (MCCB) for feeder and branch circuit protection
 - Products meet the requirements of the National Electrical Code® (NECR)
- RoHS compliant
- VDE compliant
- ABS compliant

- CSA C22.2 No.5
 - Standard for molded case circuit breakers (MCCB) for feeder and branch circuit protection (corresponds closely to UL 489 Standard)
 - Products meet the requirements of the Canadian Electrical Code (CEC)



FAZ-NA Circuit Breakers

Product Overview

Optimum product quality, tested reliability and safety stand for best protection of personnel, installations and plant. Eaton's FAZ-NA DIN rail mountable circuit breaker is designed for use in branch service applications.

Powerful Offering for Machine and System Builders

The FAZ-NA is available with B, C and D characteristics in accordance with UL 489, CSA C22.2 No.5; UL 1077, CSA C22.2 No.235 and IEC 60947-2. These devices are CE marked.

Application Description

Feeder and branch circuit protection for:

- Convenience receptacle circuits (internal/external)
- Motor control circuits
- Load circuits leaving the equipment (external)
- HACR internal/external equipment (heating, air conditioning, refrigeration)

- PLC I/O points
- Computers
- Power supplies
- Control instrumentation
- Relays
- UPS
- Power conditioners

Features

- Complete range of UL 489 listed DIN rail mounted miniature circuit breakers up to 40A current rating
- Standard ratings of 10 kAIC up to 277/480 Vac
- Select amperages available at 14 kAIC up to 277/480 Vac and 10 kAIC up to 125 Vdc per pole
- Current limiting design provides fast short-circuit interruption that reduces the let-through energy which can damage the circuit
- Suitable for branch circuit device protection
- Thermal-magnetic overcurrent protection
- Three levels of shortcircuit protection, categorized by B, C and D curves

- Trip-free design—breaker can not be defeated by holding the handle in the ON position
- Captive screws cannot be lost
- SWD (switching duty)—suitable for switching fluorescent lighting loads ($I_n \leq 20A$)
- Fulfill UL 489, CSA C22.2 No.5 and also IEC 60947-2 Standard
- For use in applications for which UL 1077 or CSA C22.2 No.235 are also allowed
- Field-installable shunt trip and auxiliary switch subsequent mounting
- Separate version for ringtongue connection (Type FAZ-RT), terminal screws can be removed (on both sides)
- Module width of only 17.7 mm (per pole)
- Contact Position Indicator (red/green)
- Easy installation on DIN rail
- Possibility for sealing the toggle in ON or OFF position

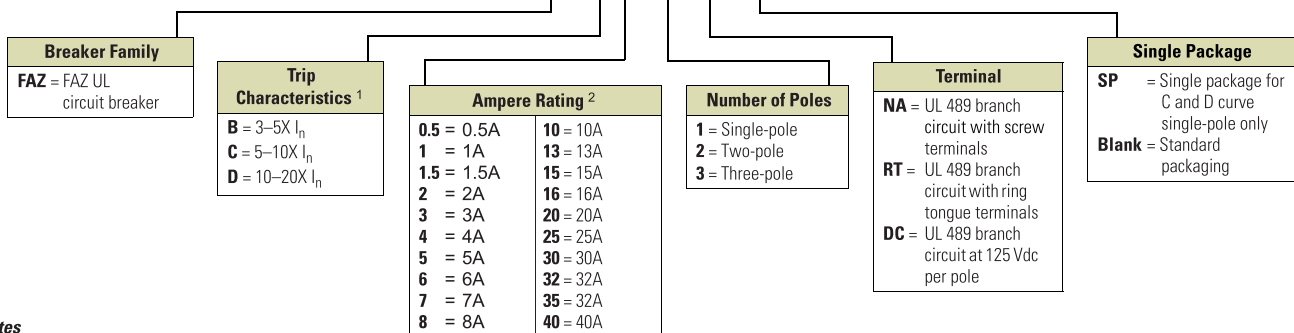
Device Printing on Front and Side Installation options

These branch circuit breakers are available in two terminal configurations: standard box terminals that accept multiple conductors and ring-tongue terminals, ideally suited to demanding requirements of the semiconductor industry.

All breakers mount on standard 35 mm DIN rail. Bus connectors and feeder terminal facilitate mounting and wiring of multiple miniature circuit breaker arrays in control panel assemblies. These circuit breakers can also be reverse feed.

Catalog Number Selection

FAZ C 6 / 1 NA SP



Notes

- ¹ I_n = Rated current for instantaneous trip characteristics.
- ² B curve starts at 1 ampere.

*Please contact nearest Eaton office for Price

Effective 1st February, 2021

Global technology Regional solutions

Electrical
standards and
certifications

America | Europe | Middle East | Africa | Asia Pacific



Effective 1st February, 2021

Terms & Conditions

1. Prices are Maximum Retail Prices, Ex Warehouse.
2. Prices are subject to change without prior notice.
3. Prices applicable at the time of delivery will be charged.
4. Normal stock items classification is subject to change without prior notice
5. Warranty: Products are covered under warranty for a period of 12 months from the date of supply against any manufacturing defect subject to usage under normal conditions and as per technical parameters set out in technical catalogues and installation manuals.

Eaton's liability shall be limited to replace/repair the defective product, at its option, ex warehouse basis, after the defective products is returned to our warehouse/sales office.



India Head Office

Eaton Power Quality Pvt. Ltd.
2, EVR Street, Sedarpet
Industrial Estate
Pondicherry-605111
Tel: +91 413 2672000
Enquiries - EatonElectricalIndia@eaton.com

www.eaton.com

© 2021 Eaton Corporation All Rights Reserved India

Offices Across India

Mumbai

EL Floor, VITS Luxury Business Hotel
Andheri Kuria Road, Andheri (East)
Mumbai - 400 059
Tel: +91 22 45110100
Mobile: +91 8291967878, 9321199760

Chennai

No. 36, Nehru Street,
Old Mahabhalipuram Road,
Sholinganallur, Chennai-600 119, India
Tel: +91 44 66501544/45
Mobile: +91 9884775774, 9381381414

Delhi

Unit A1 & B1, 3rd Floor, TDI Centre
Plot No. 7, Jasola, New Delhi-110025
Tel: +91 11 45851800
Mobile: +91 9711789514, 9310003714,
9582250517

Bangalore

4th Floor, Prestige Atrium, Central Street
Bangalore 560001, India
Tel: +91 80 49012200
Mobile: +91 7290030399, 9742252517

Kolkata

Matrix Tower, DN-24, 2nd Floor
Room no. 203, Sector - V,
Salt Lake City, Kolkata-700091
Tel: +91 33 40040991/92/93
Mobile: +91 9051809099

Pune

145, Off. Mumbai - Pune Road
Pimpri, Pune-411018
Tel.: +91 29 30611886,
Mobile: +91 9326506988, 9028970800

Coimbatore

Mobile: +91 9381381414,
9344893165

Hyderabad

Tel: +91 40 40189601
Mobile: +91 7290031227

Ahmedabad

Mobile: +91 9377464065

Chandigarh

Mobile: +91 9501177119

Indore

Mobile: +91 9977236899,
7580942940

Vadodara

Mobile: +91 7290009954

* Product information & specification are subject to change due to continuous product evolution. For latest information please contact Eaton sales office.