



ENERTECH

AUTOMATION | SWITCHGEARS | CONTROL GEARS | PANEL ACCESSORIES



INDEX

- INDUSTRIAL PLUG & REVERSING PLUG 1
- INDUSTRIAL COUPLER 1
- INDUSTRIAL WALL SOCKET 2
- MUTIWAY SOCKET 2
- SOLID STATE RELAY 2
- INDICATION LAMPS 2
- PENDANT CONTROL STATION 3
- HEAVY DUTY CONNECTORS 3
- SWITCH MODE POWER SUPPLY 4
- LED TOWER LIGHTS 4
- WARNING/BEACON LIGHTS 4
- ABS JUNCTION BOXES 5
- FUSES AND HOLDERS 5
- PUSH BUTTON STATION-COB 5
- PUSH BUTTON EMPTY ENCLOSURE 6
- FOOT SWITCHES 6
- WEATHERPROOF MCB ENCLOSURES 6
- TIMERS 6
- INSULATED CABLE END TERMINALS – SINGLE/TWIN 7
- FLOAT SWITCHES 7
- PUSH BUTTONS – 22.5MM METAL AND PLASTIC 8
- CABLE GLANDS-PG,METRIC 9
- CRIMPING TOOL 9
- PROXIMITY SENSORS 10
- LIMIT SWITCH 12
- MICRO SWITCH 12
- GENERAL RELAYS AND BASE 13
- SIRENS 13
- DIGITAL TEMPERATURE CONTROLLERS 13
- CABLE DRUMS 14

INDUSTRIAL PLUG

DESCRIPTION	MODEL NO	IP RATING	CARTON PACKING (NOS)
16A 2PIN	EN – 012	IP44	200
16A 3PIN	EN- 013	IP44	100
16A 4PIN	EN – 014	IP44	100
16A 5PIN	EN – 015	IP44	100
32A 3PIN	EN -023	IP44	60
32A 4PIN	EN – 024	IP44	60
32A 5PIN	EN – 025	IP44	60
63A 3PIN	EN – 033	IP67	10
63A 5PIN	EN – 035	IP67	10
125A 5PIN	EN – 045	IP67	5
16A 3PIN	EN – 0132	IP67	100
32A 5PIN	EN – 0252	IP67	60



REVERSING PLUG

DESCRIPTION	CAT NO	IP RATING	CARTON PACKING (NOS)
16A 3PIN	EN-513	IP44	100
32A 5PIN	EN-525	IP44	100



INDUSTRIAL COUPLER

DESCRIPTION	CAT NO	IP RATING	CARTON PACKING (NOS)
16A 2PIN	EN – 212	IP44	200
16A 3PIN	EN- 213	IP44	100
16A 4PIN	EN – 214	IP44	100
16A 5PIN	EN – 215	IP44	100
32A 3PIN	EN -223	IP44	60
32A 4PIN	EN – 224	IP44	60
32A 5PIN	EN – 225	IP44	60
63A 3PIN	EN – 233	IP67	10
63A 5PIN	EN – 235	IP67	10
125A 5PIN	EN – 245	IP67	5
16A 3PIN	EN – 2132	IP67	100
32A 5PIN	EN – 2252	IP67	60




INDUSTRIAL WALL SOCKET

DESCRIPTION	CAT NO	IP RATING	CARTON PACKING (NOS)
16A 2PIN	EN – 112	IP44	200
16A 3PIN	EN- 113	IP44	60
16A 4PIN	EN – 114	IP44	60
16A 5PIN	EN – 115	IP44	60
32A 3PIN	EN -123	IP44	60
32A 4PIN	EN – 124	IP44	60
32A 5PIN	EN – 125	IP44	60
63A 3PIN	EN – 133	IP67	10
63A 5PIN	EN – 135	IP67	10
125A 5PIN	EN – 145	IP67	5
16A 3PIN	EN – 1132	IP67	60
32A 5PIN	EN – 1252	IP67	60



MULTIWAY SOCKET

DESCRIPTION	CAT NO	IP RATING	CARTON PACKING (NOS)
16A 3PIN 2 WAY	EN – 1012	IP44	20
16A 3PIN 3 WAY	EN- 1013	IP44	20
32A 5PIN 3WAY	EN-2025	IP44	10



SOLID STATE RELAY

INPUT VOLTAGE	OUTPUT VOLTAGE	AVAILABLE AMPS	MODEL	CARTON PACKING (NOS)
3-32VDC	90-480VAC	10,16,25,40,50,60,75,90,100,120	DA	200
80-250VAC	90-480VAC	10,16,25,40,50,60,75,90,100,120	AA	200



INDICATION LAMPS

DESCRIPTION	AVAILABLE VOLTAGES	CARTON PACKING(NOS)
22.5MM INDICATOR LIGHT DUTY	12VDC,24VDC,110VAC /DC, 220VAC, 415VAC	1000
22.5MM INDICATOR HEAVY DUTY	220VAC	1000
16MM INDICATOR	12VDC,24VDC,110VAC /DC, 220VAC, 415VAC	1000
22.5MM BUZZER FLASHER	220VAC, 24VDC	500
VOLTAGE INDICATOR	220VAC	1000
AMPERE INDICATOR	50AMPS, 100AMPS	1000



PENDANT CONTROL STATION

SPECIFICATION	MODEL	CARTON PACKING (NOS)
TWO WAY	EN-XACA-271	20
TWO WAY + EMERGENCY	EN-XACA-2713	20
FOUR WAY	EN-XACA-471	20
FOUR WAY + EMERGENCY	EN-XACA-4713	20
SIX WAY	EN-XACA-671	20
SIX WAY + EMERGENCY	EN-XACA-6713	20
EIGHT WAY	EN-XACA-871	20
EIGHT WAY + EMERGENCY	EN-XACA-8713	20
ELEVEN WAY + EMERGENCY	EN-XACA-12713	20
DOUBLE SPEED ELEMENT	EN-XEN-G1191	500



HEAVY DUTY CONNECTORS

BOTTOM OPEN

DESCRIPTION	CAT NO	CARTON PACKING (NOS)
16A 5PIN	EN-H3A-HA-004-1	200
16A 6PIN	EN-H6B-HE-006-1	50
16A 10PIN	EN-H10B-HE-010-1	50
16A 16PIN	EN-H16B-HE-0016-1	30
16A 24PIN	EN-H24B-HE-024-1	25
16A 32PIN	EN-H32B-HE-032-1	20
16A 48PIN	EN-H48B-HE-048-1	10
35A 6PIN	EN-HSB-006	25
35A 12PIN	EN-HSB-012	10




BOTTOM CLOSE

DESCRIPTION	CAT NO	CARTON PACKING (NOS)
16A 6PIN	EN-H6B-HE-010-3	50
16A 10PIN	EN-H10B-HE-010-3	50
16A 16PIN	EN-H16B-HE-0016-3	20
16A 24PIN	EN-H24B-HE-024-3	20
16A 32PIN	EN-H32B-HE-032-3	10
16A 48PIN	EN-H48B-HE-048-3	10



SWITCH MODE POWER SUPPLY

AMPS	OUTPUT VOLTAGE	CAT NO	CARTON PACKING (NOS)
1.1	24V	EN-S-25-24	50
2.1	24V	EN-S-50-24	30
4.2	24V	EN-S-100-24	30
6	24V	EN-S-145-24	30
10	24V	EN-S-250-24	20
14.5	24V	EN-S-350-24	10
20	24V	EN-S-500-24	5
25	24V	EN-S-600-24	5
1.1	12V	EN-S-15-12	50
2.1	12V	EN-S-25-12	50
4.2	12V	EN-S-50-12	30
6	12V	EN-S-75-12	30
10	12V	EN-S-120-12	20



LED TOWER LIGHTS

DESCRIPTION	CAT NO	BUZEER	CARTON PACKING (NOS)
1 TIER	EN-LTA505-1T	WITHOUT BUZZER	30
2 TIER	EN-LTA505-2T	WITHOUT BUZZER	30
3 TIER	EN-LTA505-3T	WITHOUT BUZZER	30
5 TIER	EN-LTA505-5T	WITHOUT BUZZER	30
1 TIER	EN-LTA505-1TJ	WITH BUZZER	30
2 TIER	EN-LTA505-2TJ	WITH BUZZER	30
3 TIER	EN-LTA505-3TJ	WITH BUZZER	30
5 TIER	EN-LTA505-5TJ	WITH BUZZER	30



AVAILABLE IN 24V DC, 220VAC

WARNING/BEACON LIGHTS

LED MODEL

DESCRIPTION	MODEL	CARTON PACKING (NOS)
WITHOUT BUZZER	EN-LTE1101	30
WITH BUZZER	EN-LTE1101J	30



BULB MODEL

DESCRIPTION	MODEL	CARTON PACKING (NOS)
WITHOUT BUZZER	EN-LTE2071	60
WITH BUZZER	EN-LTE2071J	60



ABS JUCTION BOXES

SIZE(MM)	CARTON PACKING (NOS)
100*100*70	100
150*110*70	60
150*150*70	60
200*155*80	40
200*200*80	40
255*200*80	40
300*250*120	20
400*350*120	10



FUSES

SIZE	AVAILABLE AMPS	CARTON PACKING (NOS)
10*38	2,4,6,10,16,20,25,32	4000 NOS
14*51	2,4,6,10,16,20,25,32,40,50,63	2000 NOS
22*58	10,16,25,32,40,50,63,80,100	500 NOS




HOLDERS

SIZE	POLE	CARTON PACKING(NOS)
10*38	1 POLE	300
10*38	3 POLE	100
14*51	1 POLE	300
14*51	3 POLE	100



PUSH BUTTON STATION-COB

DESCRIPTION	MODEL NUMBER	CARTON PACKING (NOS)
UP, DOWN	EN-COB61	72
UP, DOWN, ON, OFF	EN-COB61A	48
UP, DOWN, LEFT, RIGHT	EN-COB62	48
UP, DOWN, LEFT, RIGHT, ON, OFF	EN-COB62A	42
UP, DOWN, LEFT, RIGHT, FRONT, BACK	EN-COB63	42
UP, DOWN, LEFT, RIGHT, FRONT, BACK, ON, OFF	EN-COB63A	30
UP, DOWN, LEFT, RIGHT, FRONT, BACK, CLOCK WISE, ANTICLOCKWISE	EN-COB64	30
UP, DOWN, LEFT, RIGHT, FRONT, BACK, CLOCK WISE, ANTICLOCKWISE, ON, OFF	EN-COB64A	30



PUSH BUTTON EMPTY ENCLOSURES

DESCRIPTION	MODEL NUMBER	CARTON PACKING(NOS)
1WAY	EN-HJ9-1	100
2WAY	EN-HJ9-2	100
3WAY	EN-HJ9-3	75
4WAY	EN-HJ9-4	50
6WAY	EN-HJ9-6	50



FOOT SWITCHES

DESCRIPTION	MODEL NUMBER	CARTON PACKING(NOS)
MINI SMALL PLASTIC	EN-FS1-P	100
MINI METAL	EN-FS1-M	100
SMALL METAL	EN-FS2	100
BIG METAL	EN-FS3	100
JUMBO METAL	EN-SFMP1	30
TWIN TYPE	EN-YTD1-16	20
TWIN WITH COVER	EN-YTD1-15	20



WEATHERPROOF MCB ENCLOSURES

DESCRIPTION	MODEL NUMBER	IP RATING	CARTON PACKING(NOS)
4 POLE MCB	EN – HT5	IP65	40
8 POLE MCB	EN – HT8	IP65	30
12 POLE MCB	EN – HT12	IP65	20
4 POLE MCB HEAVY	EN – 56CB4N	IP66	20
8 POLE MCB HEAVY	EN – 56CB8N	IP66	10



TIMERS

DESCRIPTION	MODEL NUMBER	CARTON PACKING (NOS)
0.5S /5S / 30S / 3 MIN	EN-ST3PA-A	100
0.1 ~ 1S / 10S /60S /6MIN	EN-ST3PA-B	100
0.5~5S / 50S / 5MIN/30 MIN	EN-ST3PA-C	100
1~10S / 100S / 10MIN/60MIN	EN-ST3PA-D	100
60S / 10MIN / 60MIN /6 HOUR	EN-ST3PA-E	100
2MIN / 20MIN / 2 HOUR / 12 HOUR	EN-ST3PA-F	100
0.5SEC - 100 HOUR	EN-H3BA-8	100
1.2SEC-300HOUR	EN-H3CR-A8	100
24 HOURS	EN-SUL-181H	100
0.01 SEC-9999 HOUR	EN-DH48S-2Z	100
16A 4P TIMER	EN-TM619-2	100
30A 4PIN TIMER WITH BATTERY	EN-TM619-H2	100
30A 5PIN TIMER WITH BATTERY	EN-TM619-H2	100
HOUR METER	EN-HM-1	100




INSULATED CABLE END TERMINALS – SINGLE TYPE

SIZE	CAT NO.	COLOUR	CARTON PACKING(NOS)
0.5 – 8MM	EN-0508	WHITE	125000
0.5 – 10MM	EN-0510	WHITE	125000
0.75 -8MM	EN-7508	GREY	125000
0.75 -10MM	EN-7510	GREY	125000
1 -8MM	EN-1008	RED	100000
1 -10MM	EN-1010	RED	100000
1 -12MM	EN-1012	RED	100000
1.5 -8MM	EN-1508	BLACK	100000
1.5 -10MM	EN-1510	BLACK	100000
2.5 -8MM	EN-2508	BLUE	62500
2.5 -10MM	EN-2510	BLUE	62500
4 -9MM	EN-4009	GREY	50000
4 -12MM	EN-4012	GREY	50000
6 -12MM	EN-6012	YELLOW	25000
10 -12MM	EN-1012	RED	20000
16 -12MM	EN-1612	BLUE	12500
25 -16MM	EN-2516		200
35 -16MM	EN-3516		200
50 -16MM	EN-5016		200



INSULATED CABLE END TERMINALS – TWIN TYPE

SIZE	CAT NO.	COLOUR	CARTON PACKING(NOS)
0.5 – 8MM	EN-TE0508	WHITE	75000
0.75 -8MM	EN- TE 7508	GREY	75000
1 -8MM	EN- TE 1008	RED	75000
1.5 -8MM	EN- TE 1508	BLACK	50000
2.5 -10MM	EN- TE 2510	BLUE	25000
4 -9MM	EN- TE 40012	GREY	20000
6 -12MM	EN- TE 6014	YELLOW	12000



FLOAT SWITCHES

DESCRIPTION	MODEL NUMBER	CARTON PACKING(NOS)
2 METERS	EN-FS2M	40
3 METERS	EN-FS3M	40
5 METERS	EN-FS5M	40
10 METERS	EN-FS10M	20



PUSH BUTTONS

METAL SERIES 22.5MM

DESCRIPTION	MODEL NUMBER	CARTON PACKING(NOS)
ORDINARY SPRING RETURN-BLACK	EN-BA21	400
ORDINARY SPRING RETURN-RED	EN-BA42	400
ORDINARY SPRING RETURN-YELLOW	EN-BA51	400
ORDINARY SPRING RETURN-BLUE	EN-BA61	400
ORDINARY SPRING RETURN-GREEN	EN-BA31	400
PUSH TO LOCK TURN TO RELEASE- EMERGENCY STAYPUT	EN-BS542	300
MUSHROOM RED	EN-BC42	300
MUSHROOM GREEN	EN-BC31	300
JUMBO MUSHROOM RED	EN-BR42	200
SELECTOR SWITCH – 2P	EN-BD21	300
SELECTOR SWITCH – 3P	EN-BD33	300
SELECTOR SPRING RETURN-2P	EN-BD41	300
SELECTOR SPRING RETURN-3P	EN-BD51	300
KEY TYPE SELECTOR – 2P	EN-BG21	200
KEY TYPE SELECTOR – 3P	EN-BG33	200
KEY TYPE EMERGENCY	EN-BS142	200
LED ILLUMINATED –RED(220,24V)	EN-BW3472	250
LED ILLUMINATED -YELLOW(220,24V)	EN-BW3571	250
LED ILLUMINATED -BLUE(220,24V)	EN-BW3671	250
LED ILLUMINATED -GREEN(220,24V)	EN-BW3371	250
LED ILLUMINATED SELECTOR-2P	EN-BG21	250
LED ILLUMINATED SELECTOR-3P	EN-BG33	250
TWIN TYPE	EN-BL8325	200
TWIN WITH INDICATOR	EN-BW8375	200
CONTACT ELEMENT-NO	EN-101	1500
CONTACT ELEMENT-NC	EN-102	1500



PLASTIC SERIES 22.5MM

DESCRIPTION	MODEL NUMBER	CARTON PACKING(NOS)
ORDINARY SPRING RETURN-BLACK	EN-EA21	400
ORDINARY SPRING RETURN-RED	EN-EA42	400
ORDINARY SPRING RETURN-YELLOW	EN-EA51	400
ORDINARY SPRING RETURN-BLUE	EN-EA61	400
ORDINARY SPRING RETURN-GREEN	EN-EA31	400
SELECTOR – 2P/3P	EN-ED21/ED33	400
PUSH TO LOCK TURN TO RELEASE- EMERGENCY STAYPUT	EN-ES542	300
MUSHROOM	EN-EC42,EC31	300
KEY TYPE-EMERGENCY	EN-ES142	200
KEY TYPE-SELECTOR- 2P/3P	EN-EG21,EG33	200



CABLE GLANDS

PG GLANDS

MODEL NUMBER	CABLE RANGE (MM)	CARTON PACKING(NOS)
PG7	3.5-6	6000
PG9	4-8	3500
PG11	5-10	2500
PG13.5	6-12	2000
PG16	10-14	1600
PG19	12-15	1500
PG21	13-18	1000
PG25	15-22	750
PG29	18-25	500
PG36	22-32	280
PG42	30-38	200
PG48	34-44	200
PG63	42-54	100




METRIC GLANDS

MODEL NUMBER	CABLE RANGE (MM)	CARTON PACKING (NOS)
M12	4.5-7.5	4000
M16	6-10	3500
M20	9-14	2000
M25	13-18	1500
M32	18-25	800
M40	24-30	300
M50	30-39	200
M63	40-49	100



CRIMPING TOOLS

DESCRIPTION	MODEL NUMBER	CARTON PACKING(NOS)
0.08-6MM FOR INSULATED	EN-HSC864	40
0.5-6MM FOR INSULATED	EN-HS06WF	40
6-16MM FOR INSULATED	EN-HS16WF	40
0.5-16 FOR NON INSULATED	EN-HS16	40
16-300MM FOR LUGS	EN-YQK300A	4
16-400MM FOR LUGS	EN-FYQ400	2



PROXIMITY SENSORS

INDUCTIVE TYPE

SIZE (MM)	TYPE	SENSING RANGE (MM)		MODEL NUMBER	CARTON PACKING (NOS)
8	FLUSH	1.5	PNPNO / PNPNC	ENPD08-1.5DP	240
8	FLUSH	1.5	NPNNO / NPNNC	ENPD08-1.5DN	240
8	FLUSH	1.5	ACNO / ACNC	ENPD08-1.5DA	240
8	NON FLUSH	2	PNPNO / PNPNC	ENPD08-2DP	240
8	NON FLUSH	2	NPNNO / NPNNC	ENPD08-2DN	240
8	NON FLUSH	2	ACNO / ACNC	ENPD08-2DA	240
12	FLUSH	2	PNPNO / PNPNC	ENPD12-02DP	180
12	FLUSH	2	NPNNO / NPNNC	ENPD12-02DN	180
12	FLUSH	2	ACNO / ACNC	ENPD12-02A	180
12	NON FLUSH	4	PNPNO / PNPNC	ENPD12-04DP	180
12	NON FLUSH	4	NPNNO / NPNNC	ENPD12-04DN	180
12	NON FLUSH	4	ACNO / ACNC	ENPD12-04A	180
18	FLUSH	5	PNPNO / PNPNC	ENPD18-05DP	120
18	FLUSH	5	NPNNO / NPNNC	ENPD18-05DN	120
18	FLUSH	5	ACNO / ACNC	ENPD18-05DA	120
18	NON FLUSH	8	PNPNO / PNPNC	ENPD18-08DP	120
18	NON FLUSH	8	NPNNO / NPNNC	ENPD18-08DN	120
18	NON FLUSH	8	ACNO / ACNC	ENPD18-08DA	120
30	FLUSH	10	PNPNO / PNPNC	ENPD30-10DP	90
30	FLUSH	10	NPNNO / NPNNC	ENPD30-10DN	90
30	FLUSH	10	ACNO / ACNC	ENPD30-10DA	90
30	NON FLUSH	15	PNPNO / PNPNC	ENPD30-15DP	90
30	NON FLUSH	15	NPNNO / NPNNC	ENPD30-15DN	90
30	NON FLUSH	15	ACNO / ACNC	ENPD30-15DA	90



CAPACITIVE TYPE

SIZE (MM)	TYPE	SENSING RANGE (MM)		MODEL NUMBER	CARTON PACKING (NOS)
12	NON FLUSH	4	PNPNO / NPNNO	EN-CD08-2D	180
18	NON FLUSH	8	PNPNO / NPNNO	EN-CD18-08D	120
30	NON FLUSH	15	PNPNO / NPNNO	EN-D30-15D	90

SS FLOAT LEVEL SENSOR

LENGTH (MM)	CARTON PACKING(NOS)
40MM	100 NOS
100MM	100 NOS
150MM	100 NOS



PHOTOELECTRIC SENSOR

SIZE (MM)	TYPE	SENSING RANGE(MM)		MODEL NUMBER	CARTON PACKING(NOS)
18	METAL	100	PNPNO+NC	EN-BD100-DDT-P3	120
18	METAL	100	NPNNO+NC	EN-BD100-DDT-P3	120
18	METAL	500	PNPNO+NC	EN-BD500-DDT-P3	120
18	METAL	500	NPNNO+NC	EN-BD500-DDT-N3	120
18	PLASTIC	100	PNPNO+NC	EN-BD100-DDT-P3P	120
18	PLASTIC	100	NPNNO+NC	EN-BD100-DDT-N3P	120
18	PLASTIC	100	AC NO	EN-BD100-DDT-A	120
18	PLASTIC	100	AC NC	EN-BD100-DDT-A1	120



SQUARE TYPE

SIZE (MM)	TYPE	SENSING RANGE(MM)		MODEL NUMBER	CARTON PACKING(NOS)
18*18*35	SN04	4	PNPNO	EN-SN04(M4)-P	120
18*18*35	SN04	4	NPNNO	EN-SN04(M4)-N	120



PLUG TYPE WITH CONNECTOR

SIZE (MM)	TYPE	SENSING RANGE(MM)	PINS		MODEL NUMBER	CARTON PACKING(NOS)
8	NON FLUSH	2	3	PNPNO/NPNNO	EN-PDCM-8-2DP	320
12	NON FLUSH	4	4	PNPNO/NPNNO	EN-PDCM-12-4DP	240
18	NON FLUSH	8	4	PNPNO/NPNNO	EN-PDCM-18-8DP	240




WIRE CONNECTOR WITH INDICATOR FOR PLUG IN TYPE SENSOR

SIZE (MM)	MODEL NUMBER	CARTON PACKING(NOS)
8	EN-C8-P-I	200
12	EN-C12-P-I	200
18	EN-C18-P-I	200



REFLECTIVE TYPE SENSOR

SIZE (MM)	TYPE	SENSING RANGE		MODEL NUMBER	CARTON PACKING(NOS)
18	METAL	2MTR	PNPNO+NC	EN-BD2M-MDT1-P3	120
18	METAL	2MTR	NPNNO+NC	EN-BD2M-MDT1-N3	120



LIMIT SWITCHES

DESCRIPTION	MODEL NUMBER	CARTON PACKING (NOS)
ROLLER LEVER 38MM	EN-8104	100
ROLLER LEVER ADJUSTABLE	EN-8108	100
PUSH BUTTON TOP	EN-8111	100
PUSH ROLLER TOP	EN-8112	100
PUSH ROLLER TOP SIDE	EN-8122	100
SPRING STICK ROD	EN-8166	100
CAT WHISKER NYLON	EN-8168	100
FLEXIBLE COIL SPRING ARM	EN-8169	100
CAT WHISKER STEEL ROLLER	EN-8107	100

AVAILABLE IN HEAVY DUTY AND LIGHT DUTY



MICRO SWITCHES

SPECIFICATION	MODEL NUMBER	CARTON PACKING(NOS)
G SERIES		
ROLLER-LONG LEVER	EN-W2B	500
SMALL LEVER	EN-W21B	500
LONG LEVER	EN-GWB	500
TOP SMALL PUSH BUTTON	EN-GB	500
TOP BIG PUSH BUTTON	EN-GDB	500
HORIZONTAL ROLLER	EN-GQ22B	500
ROLLER SMALL LEVER	EN-GW22B	500
VERTICAL ROLLER	EN-GQ21B	500
TOP PUSH ROD	EN-GQB	500
TOP PUSH PIN	EN-GSB	500
DOUBLE ROLLER	EN-GW2277B	500
LONG LEVER	EN-W24B	500
D4MC SERIES		
LONG LEVER	EN-D4MC1000	200
SHORT LEVER	EN-D4MC1020	200
ROLLER LONG LEVER	EN-D4MC-2000	200
ROLLER SHORT LEVER	EN-D4MC2020	200
TOP LEVER	EN-D4MC3030	200
PLUNGER	EN-D4MC5000	200
HORIZONTAL ROLLER	EN-D4MC5020	200
VERTICAL ROLLER	EN-D4MC5040	200
V15 SERIES		
BASIC POINT	EN-V15-1C25	1000
BASIC PATTI	EN-V151-1C25	1000
BASIC SMALL PATTI	EN-V152-1C25	1000
BASIC LONG PATTI	EN-V153-1C25	1000
BASIC PATTI ROLLER	EN-V155-1C25	1000
BASIC LONG PATTI ROLLER	EN-V156-1C25	1000



GENERAL RELAYS

DESCRIPTON	MODEL NUMBER	CARTON PACKING(NOS)
8 Pin	EN-MK2P	200
11 PIN	EN-MK3P	200
8 Pin	EN-MY2N	200
11 Pin	EN-MY3N	200
14 Pin	EN-MY4N	200
8 Pin	EN-LY2N	200
14 Pin	EN-LY4N	200



AVIALBLE VOLTAGES – 220VAC,24VDC,100VAC,110VDC,12VDC

BASE FOR RELAY

DESCRIPTON	MODEL NUMBER	CARTON PACKING(NOS)
8 Pin MK2 P	EN-PF083A	600
11 Pin MK3 P	EN-PF113A	400
8 Pin MY2N	EN-PYF08A	600
11 Pin MY3N	EN-PYF11A	600
14 Pin MY4N	EN-PYF14A	600
8 Pin LY2 N	EN-PTF08A	800
14 Pin LY4N	EN-PTF14A	600



SIREN

DESCRIPTION	MODEL NUMBER	VOLTAGE	CARTON PACKING(NOS)
MINI SIREN	EN-MS190	24VDC, 220VAC	40
INDUSTRIAL HOOTER – PVC	EN-MS290	24VDC, 220VAC	24
METAL TYPE	EN-MS390	220VAC	12
METAL TYPE – BIG	EN-MS490	220VAC	6
PANEL BUZZER	EN-HRB-P30	220VAC	100
PANEL BUZZER-SQUARE	EN-HRB-P75	220VAC	100



TEMEPRATURE CONTROLLERS – DIGITAL

SURFACE FRAME (MM)	MODEL NUMBER	INPUT	OUTPUT	VOLTAGE	CARTON PACKING (NOS)
48*48	EN-REX-C100	THERMOCOUPLE, THERMO-RESISTACNCE	RELAY,SSR	220VAC	100
48*96	EN-REX-C400		RELAY,SSR	220VAC	100
72*72	EN-REX-C700		RELAY,SSR	220VAC	100
96*96	EN-REX-C900		RELAY,SSR	220VAC	100



CABLE DRUMS

MODEL NUMBER	CABLE SIZE	LENGTH	DESCRIPTION	CARTON PACKING(NOS)
EN-8130	1.5*2C	25 METERS	16A MULTI SOCKET 4NOS WITH ELCB	4
EN-8230	1.5*2C	25 METERS	16A 2P INDUSTRIAL SOCKET 4 NOS WITH POWER INDICATOR	4
EN-8630	2.5*4C	25 METERS	32A 3P SOCKET 2 NOS	4
EN-2630	2.5*3C	25 METERS	16A 3P SOCKET 2 NOS	4
EN-8150	1.5*2C	50 METERS	16A MULTI SOCKET 4NOS WITH ELCB	4
EN-8250	1.5*2C	50 METERS	16A 2P INDUSTRIAL SOCKET 4 NOS WITH POWER INDICATOR	4
EN-8650	2.5*4C	50 METERS	32A 3P SOCKET 2 NOS	4
EN-2650	2.5*3C	50 METERS	16A 3P SOCKET 2 NOS	4

