



**Maximum Retail Prices
for Panel Accessories**
Effective from 01-05-2022



Good quality products and customer service, continuous improvement in processes, systems and capabilities are the hallmark of leaders in business.

The Electrical Standard Products (ESP) business and New Product Development (NPD) function of L&T Electrical & Automation (E&A) have been awarded the Deming Prize 2019, by JUSE (Union of Japanese Scientists and Engineers), Japan.

The Deming Prize is one of the highest awards on Total Quality Management (TQM) in the globe. It is presented to an organization that has implemented TQM suitable for its management philosophy, scope/type/scale of business and management environment.

The TQM activities of ESP were evaluated for establishment of customer oriented objectives and strategies & top management leadership, suitable utilisation and implementation of TQM, effects obtained regarding business objectives and demonstration of organizational capabilities.

E&A's ESP is the first low voltage switchgear manufacturer in India that has received this recognition.



Contents

| | |
|--|-----------|
| Rotary Switches _____ | 2 |
| Load Break Switches _____ | 13 |
| Cable Ducts _____ | 15 |
| Timing Devices, Supply Monitors & ELR _____ | 18 |
| Modular Remote Control Units _____ | 25 |
| Discontinued products _____ | 37 |

Note:

Colour of HSN code signifies below

[Green colour : HSN code]

Current GST 18%, subject to changes as per Govt. notification

The Energy Management System that fosters energy efficiency



Your trusted partner for the continued growth of your business – L&T Electrical & Automation (E&A) – presents SmartComm Energy Management System. It enables you to measure and monitor your electrical system, consequently helping you save energy. At the heart of this monitoring system are our digital panel meters, with host of benefits.

SmartComm Energy Management System Software

- Simple and powerful energy monitoring software with multiple benefits that empowers the user to save money
- Glimpse of all entire energy consumption in the plant through dashboard
- Provision to generate multiple report types
- On-premise server or Web based access with cloud solution provision

Digital Panel Meters

- Meters with Class 1, Class 0.5, 0.5S, Class 0.2, 0.2S accuracy
- Meters with THD and individual harmonics up to 31st
- Direct access to Basic, Power and Energy parameters through front keys
- RS485 or Ethernet communication available
- Analog, Digital inputs and outputs, Data logging options

Please refer ESP Price List for details.

Customer Interaction Center (CIC)

BSNL / MTNL (toll free): 1800 233 5858 Reliance (toll free): 1800 200 5858
Tel: 022 6774 5858 Email: cic@Lntebg.com Web: www.Lntebg.com

For our DPM programming videos and more details on Energy Management Solutions please scan the QR code or click here



Our metering solutions include:

Single function meters

VAF + PF meters

Energy meters

Dual Source meters

Basic Multifunction meters

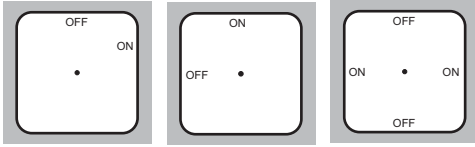
Advanced Multifunction meters

MD Controller

Rotary Switches

Note: All mentioned prices are for Standard Mounting & Knob. Kindly reach our branch offices for details of other mountings & knobs.

Cam Operated Rotary Switches [8536]



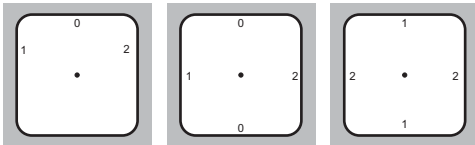
Isolators Switches (ON-OFF Switches)



| 60° Operation | 90° Operation | 90° Operation Complete Rotation | Description | M.R.P. (₹) Per Unit | | | | | | | | | |
|--|---------------|---------------------------------|-----------------|---------------------|-------------|-------------|-------------|-------------|-------------|-------------|--------------|--------------|--|
| | | | | 6A (SAB13) | 10A (SBB13) | 16A (SCB03) | 25A (SEB03) | 32A (SFB03) | 40A (SGB03) | 63A (SIB03) | 100A (SKB03) | 200A (SNB03) | |
| Cat. No.: Program Code (First 5 digits), Next 5 digits in () # → | | | | | | | | | | | | | |
| | | | | ↓ | | | | | | | | | |
| 61001 | 61191 | 61195 | 1 Pole ON - OFF | 147 | 247 | 336 | 369 | 461 | 588 | 687 | 3611 | 4663 | |
| 61002 | 61192 | 61198 | 2 Pole ON - OFF | 188 | 282 | 384 | 454 | 536 | 710 | 879 | 4514 | 6076 | |
| 61003 [§] | - | - | 3 Pole ON - OFF | 205 | 338 | 690 | 855 | 950 | 1191 | 1712 | 6112 | 7966 | |
| - | 61199 | 61197 | | 205 | 338 | 449 | 594 | 661 | 830 | 1190 | 5557 | 7588 | |
| 61004 | 61194 | 61196 | 4 Pole ON - OFF | 253 | 381 | 479 | 722 | 772 | 937 | 1414 | 6436 | 9022 | |

Offered upto 12 Pole

§ Motor Duty Switch (AC-3 Duty)

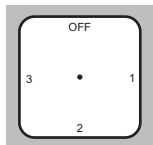


Changeover Switches (Local - Remote, Auto - Manual Switches)



| With Center OFF (60°) | With OFF (90°) | Without OFF (90°) with Complete Rotation | Description | M.R.P. (₹) Per Unit | | | | | | | | | |
|--|----------------|--|-------------|---------------------|-------------|-------------|-------------|-------------|-------------|-------------|--------------|--------------|--|
| | | | | 6A (SAB13) | 10A (SBB13) | 16A (SCB03) | 25A (SEB03) | 32A (SFB03) | 40A (SGB03) | 63A (SIB03) | 100A (SKB03) | 200A (SNB03) | |
| Cat. No.: Program Code (First 5 digits), Next 5 digits in () # → | | | | | | | | | | | | | |
| | | | | ↓ | | | | | | | | | |
| 61025 | 61151 | 61037 | 1 P 2W | 188 | 311 | 422 | 461 | 515 | 687 | 930 | 4663 | 6743 | |
| 61026 | 61152 | 61038 | 2 P 2W | 253 | 375 | 479 | 622 | 722 | 944 | 1414 | 6826 | 10276 | |
| 61027 | 61153 | 61039 | 3 P 2W | 311 | 465 | 642 | 937 | 1013 | 1190 | 1900 | 8839 | 13149 | |
| 61028 | 61154 | 61040 | 4 P 2W | 384 | 542 | 740 | 1230 | 1296 | 1431 | 2381 | 11162 | 16414 | |

Phase Changeover (PS Series Switches)



| Cat. No.: Program Code (First 5 digits), Next 5 digits in () # → | Description | M.R.P. (₹) Per Unit | | | |
|--|-----------------|---------------------|-------------|-------------|-------------|
| | | 25A (PEB03) | 32A (PFB03) | 40A (PGB03) | 63A (PIB03) |
| 61060 | 1 P 3W with OFF | 414 | 516 | 753 | 847 |

Phase Changeover in SS enclosure



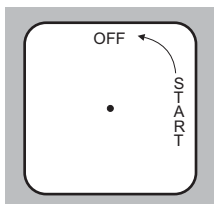
| Cat. No. | Description | M.R.P. (₹) Per Unit | | | |
|-------------------|------------------------------------|---------------------|---------|---------|---------|
| | | 25A (E) | 32A (F) | 40A (G) | 63A (I) |
| 72347P □ M17TDYR. | PS Series Switches in SS enclosure | 3159 | 3327 | 4920 | 5037 |

Note : Prices are available on request for higher than 4 Pole ON-OFF version. Please contact nearest E&A branch office for prices.

For complete ordering code, Kindly refer Page No. 10

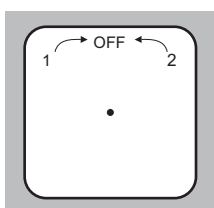
Spring Return Switches [8536]

ON - OFF Spring Return Switches



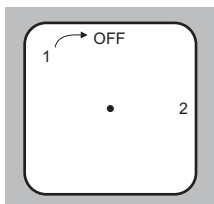
| Description | Cat. No.: Program Code (First 5 digits), Next 5 digits in () #→ ↓ | M.R.P. (₹) Per Unit | |
|--------------|--|---------------------|----------------|
| | | 16A (SCB03) | 25A (SEB03) |
| 1 P ON - OFF | 61351 | 725 | 1120 |
| 2 P ON - OFF | 61352 | 758 | 1267 |
| 3 P ON - OFF | 61353 | 861 | 1516 |
| 4 P ON - OFF | 61354 | 1016 | 1654 |

Double Throw with Spring Return Switches



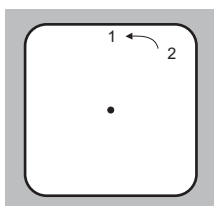
| Description | Cat. No.: Program Code (First 5 digits), Next 5 digits in () #→ ↓ | M.R.P. (₹) Per Unit | |
|----------------------------|--|---------------------|----------------|
| | | 16A (SCB03) | 25A (SEB03) |
| 1 P 2W W/OFF Spring Return | 61361 | 758 | 1267 |
| 2 P 2W W/OFF Spring Return | 61362 | 1116 | 1654 |
| 3 P 2W W/OFF Spring Return | 61363 | 1219 | 2062 |

One Side Spring Return Switches



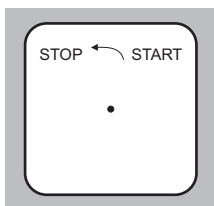
| Description | Cat. No.: Program Code (First 5 digits), Next 5 digits in () #→ ↓ | M.R.P. (₹) Per Unit | |
|-----------------------------------|--|---------------------|----------------|
| | | 16A (SCB03) | 25A (SEB03) |
| 1 P 3W Spring Return - OFF from 1 | 61364 | 691 | 1267 |
| 2 P 3W Spring Return - OFF from 1 | 61365 | 1016 | 1654 |
| 3 P 3W Spring Return - OFF from 1 | 61369 | 1106 | 2062 |

Spring Return Switches without OFF



| Description | Cat. No.: Program Code (First 5 digits), Next 5 digits in () #→ ↓ | M.R.P. (₹) Per Unit | |
|------------------------------------|--|---------------------|----------------|
| | | 16A (SCB03) | 25A (SEB03) |
| 1 P 2W Spring Return - from 2 to 1 | 61371 | 691 | 1267 |
| 2 P 2W Spring Return - from 2 to 1 | 61372 | 1016 | 1654 |
| 3 P 2W Spring Return - from 2 to 1 | 61373 | 1106 | 2062 |

Start Stop Spring Return Switches



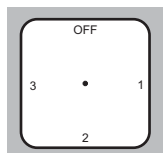
| Description | Cat. No.: Program Code (First 5 digits), Next 5 digits in () #→ ↓ | M.R.P. (₹) Per Unit | |
|------------------------------|--|---------------------|----------------|
| | | 16A (SCB03) | 25A (SEB03) |
| 1 P Start Stop Spring Return | 61300 | 861 | 1279 |
| 2 P Start Stop Spring Return | 61388 | 1016 | 1654 |

For complete ordering code, Kindly refer Page No. 10

Multi Step Switches [8536]

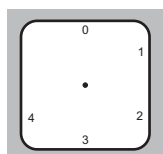


Multi Step Switches with OFF



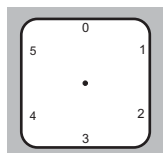
3 Way

| Description | Cat. No. # | M.R.P. (₹) Per Unit | | | | | | | | |
|-------------|------------|---------------------|-------------|-------------|---------------------------------------|-------------|-------------|-------------|--------------|--------------|
| | | 6A (SAB13) | 10A (SBB13) | 16A (SCB03) | 25A (SEB03) | 32A (SFB03) | 40A (SGB03) | 63A (SIB03) | 100A (SKB03) | 200A (SNB03) |
| 1 P 3W | 61060 | 223 | 354 | 442 | PS Series Switches (Refer page no. 2) | | | | 4738 | 7196 |
| 2 P 3W | 61080 | 311 | 415 | 538 | 737 | 798 | 1146 | 1290 | 6968 | 11004 |
| 3 P 3W | 61100 | 449 | 557 | 911 | 1099 | 1196 | 1531 | 1991 | 9099 | 14447 |
| 4 P 3W | 61131 | 571 | 712 | 1106 | 1372 | 1505 | 2048 | 2391 | 11495 | 18114 |



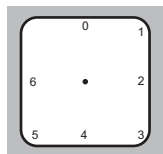
4 Way

| | | | | | | | | | | |
|--------|-------|-----|------|------|------|------|------|------|-------|-------|
| 1 P 4W | 61061 | 260 | 318 | 642 | 779 | 862 | 981 | 1330 | *** | *** |
| 2 P 4W | 61081 | 449 | 598 | 758 | 822 | 954 | *** | 1556 | *** | *** |
| 3 P 4W | 61101 | 618 | *** | 1205 | 1372 | 1575 | *** | 2391 | 16828 | 21728 |
| 4 P 4W | 61132 | 748 | 1117 | 1530 | 1647 | 1758 | 2322 | 2758 | 23609 | *** |



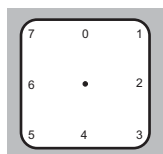
5 Way

| | | | | | | | | | | |
|--------|-------|-----|------|------|------|------|------|------|-------|-----|
| 1 P 5W | 61062 | 285 | 416 | 680 | 971 | 987 | *** | 1423 | *** | *** |
| 2 P 5W | 61082 | 520 | 781 | 986 | 1323 | 1556 | 1596 | 1997 | *** | *** |
| 3 P 5W | 61102 | 691 | 1433 | 1707 | 1874 | *** | 2309 | 2703 | 22399 | *** |



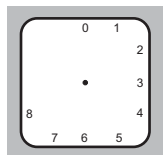
6 Way

| | | | | | | | | | | |
|--------|-------|-----|-----|------|------|------|------|------|-----|-----|
| 1 P 6W | 61063 | 376 | *** | 716 | *** | 1005 | 1040 | *** | *** | *** |
| 2 P 6W | 61083 | 618 | *** | 1042 | *** | *** | *** | *** | *** | *** |
| 3 P 6W | 61103 | 861 | *** | 1965 | 2207 | *** | *** | 2783 | *** | *** |



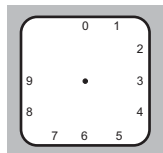
7 Way

| | | | | | | | | | | |
|--------|-------|-----|-----|------|------|------|------|------|-----|-----|
| 1 P 7W | 61064 | 384 | 585 | 774 | 987 | 1032 | 1072 | 1665 | *** | *** |
| 2 P 7W | 61084 | 648 | *** | 1023 | 1547 | ** | 2282 | 2642 | *** | *** |
| 3 P 7W | 61104 | 894 | *** | 1657 | 2032 | *** | 3111 | 3661 | *** | *** |



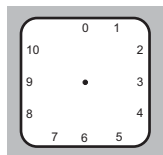
8 Way

| | | | | | | | | | | |
|--------|-------|-----|-----|------|------|-----|------|-----|-----|-----|
| 1 P 8W | 61065 | 433 | *** | 766 | 1355 | *** | 1697 | *** | *** | *** |
| 2 P 8W | 61085 | 710 | *** | 1398 | *** | *** | *** | *** | *** | *** |



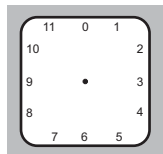
9 Way

| | | | | | | | | | | |
|--------|-------|-----|-----|------|-----|-----|-----|-----|-----|-----|
| 1 P 9W | 61066 | 449 | *** | *** | *** | *** | *** | *** | *** | *** |
| 2 P 9W | 61086 | 806 | *** | 2047 | *** | *** | *** | *** | *** | *** |



10 Way

| | | | | | | | | | | |
|---------|-------|-----|-----|------|-----|-----|-----|-----|-----|-----|
| 1 P 10W | 61067 | 520 | *** | 1066 | *** | *** | *** | *** | *** | *** |
| 2 P 10W | 61087 | 831 | *** | *** | *** | *** | *** | *** | *** | *** |



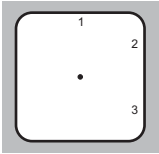
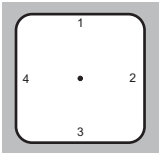
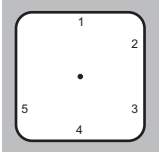
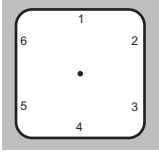
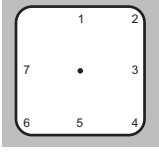
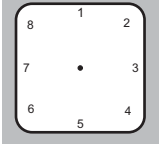
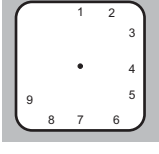
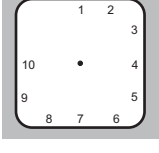
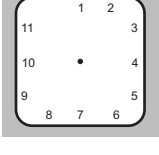

11 Way

| | | | | | | | | | | |
|---------|-------|-----|-----|-----|------|-----|-----|-----|-----|-----|
| 1 P 11W | 61068 | 618 | *** | 975 | 2523 | *** | *** | *** | *** | *** |
| 2 P 11W | 61088 | 944 | *** | *** | *** | *** | *** | *** | *** | *** |

***Prices are available on request.

Program Code first 5 digits, Next 5 digits in (), For complete ordering code, kindly refer Page No. 10

Multi Step Switches without OFF

| | Description | Cat. No. # | M.R.P. (₹) Per Unit | | | | | | | | |
|---|-----------------|------------|---------------------|-------------|-------------|-------------|-------------|-------------|-------------|--------------|--------------|
| | | | 6A (SAB13) | 10A (SBB13) | 16A (SCB03) | 25A (SEB03) | 32A (SFB03) | 40A (SGB03) | 63A (SIB03) | 100A (SKB03) | 200A (SNB03) |
|  | 1 P 3W W/O OFF | 61049 | 211 | 340 | 452 | 569 | 594 | 913 | 1032 | *** | *** |
| | 2 P 3W W/O OFF | 61069 | 311 | 515 | 629 | 753 | *** | 1146 | 1355 | 6968 | *** |
| | 3 P 3W W/O OFF | 61089 | 449 | 640 | 944 | 1099 | 1196 | *** | 1991 | *** | 14583 |
| | 4 P 3W W/O OFF | 61120 | 571 | 712 | 1090 | 1396 | 1487 | 3267 | 3602 | *** | *** |
|  | 1 P 4W W/O OFF | 61050 | 239 | 367 | 545 | 687 | 722 | 998 | 1388 | 4738 | *** |
| | 2 P 4W W/O OFF | 61070 | 350 | 534 | 642 | 812 | 887 | 1196 | 1556 | 7322 | 11824 |
| | 3 P 4W W/O OFF | 61090 | 474 | 522 | 1023 | 1296 | 1431 | 1567 | 2091 | 9643 | 15940 |
| | 4 P 4W W/O OFF | 61121 | 661 | 712 | 1194 | 1567 | 1665 | 2091 | 2792 | 11847 | 20169 |
|  | 1 P 5W W/O OFF | 61051 | 285 | 384 | 588 | 772 | *** | *** | *** | *** | *** |
| | 2 P 5W W/O OFF | 61071 | 520 | *** | 819 | *** | *** | *** | *** | *** | 14979 |
| | 3 P 5W W/O OFF | 61091 | 691 | *** | 1558 | 1697 | *** | 1973 | 2783 | *** | *** |
|  | 1 P 6W W/O OFF | 61052 | 303 | *** | 734 | 861 | 987 | 1153 | 1457 | 6968 | 13636 |
| | 2 P 6W W/O OFF | 61072 | 603 | *** | 991 | 1537 | 1581 | 1596 | 2040 | 13886 | 17845 |
| | 3 P 6W W/O OFF | 61092 | 734 | 1343 | 1682 | 1835 | 1903 | 2082 | 2783 | 23609 | 37326 |
|  | 1 P 7W W/O OFF | 61053 | 376 | *** | *** | 1021 | *** | *** | *** | 12282 | *** |
| | 2 P 7W W/O OFF | 61073 | 648 | *** | 1106 | 1567 | *** | *** | *** | *** | *** |
| | 3 P 7W W/O OFF | 61093 | 894 | *** | 1829 | 2370 | *** | *** | 3746 | *** | *** |
|  | 1 P 8W W/O OFF | 61054 | 384 | 696 | 831 | 1032 | 1087 | 1204 | 1758 | *** | *** |
| | 2 P 8W W/O OFF | 61074 | 684 | *** | 1398 | 1635 | *** | *** | *** | *** | *** |
| | 3 P 8W W/O OFF | 61094 | 961 | *** | 1996 | 2133 | 2173 | 2492 | 3933 | *** | *** |
|  | 1 P 9W W/O OFF | 61055 | 449 | *** | 1324 | *** | *** | *** | *** | *** | *** |
| | 2 P 9W W/O OFF | 61075 | 758 | *** | 1259 | *** | *** | *** | *** | *** | *** |
|  | 1 P 10W W/O OFF | 61056 | 479 | 738 | 1471 | *** | *** | *** | *** | *** | *** |
| | 2 P 10W W/O OFF | 61076 | 839 | *** | *** | *** | *** | *** | *** | *** | *** |
|  | 1 P 11W W/O OFF | 61057 | 887 | *** | *** | *** | *** | *** | *** | *** | *** |
| | 2 P 11W W/O OFF | 61077 | 1016 | *** | *** | *** | *** | *** | *** | *** | *** |
|  | 1 P 12W W/O OFF | 61058 | 937 | *** | 1090 | 2607 | 2777 | *** | *** | *** | *** |
| | 2 P 12W W/O OFF | 61078 | 1099 | *** | *** | *** | *** | *** | *** | *** | *** |

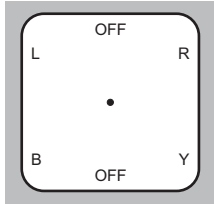
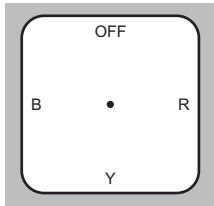
***Prices are available on request.

Program Code first 5 digits, Next 5 digits in (), For complete ordering code, kindly refer Page No. 10

Instrumentation Selector Switches [8536]

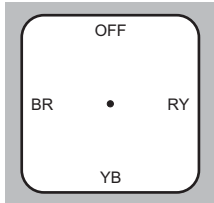


Ammeter Selector Switches (ASS)

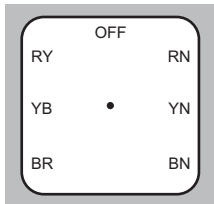


| Description | Cat. No. | Amps | M.R.P. (₹) Per Unit |
|-------------------------------------|-----------------|------|---------------------|
| Line Currents with OFF with CT | 61325 SAB13TDYR | 6A | 313 |
| Line Currents with OFF with CT | 61325 SBB13TDYR | 10A | 329 |
| Line Currents with OFF with CT | 61325 SCB03TDYR | 16A | 475 |
| Line Currents with OFF without CT | 71000 SCB03TDYR | 16A | 1363 |
| Direct Currents with OFF without CT | 71000 SEB03TDYR | 25A | 1567 |
| Direct Currents with OFF without CT | 71000 SFB03TDYR | 32A | 1881 |
| Direct Currents with OFF without CT | 71000 SGB03TDYR | 40A | 3306 |
| Direct Currents with OFF without CT | 71000 SIB03TDYR | 63A | 3486 |

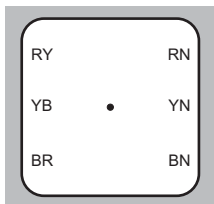
Voltmeter Selector Switches (VSS)



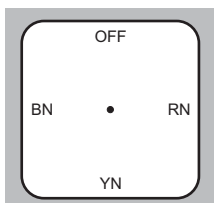
| Description | Cat. No. | Amps | M.R.P. (₹) Per Unit |
|---------------------------------|-----------------|------|---------------------|
| Voltage between Phases with OFF | 61312 SAB13TDYR | 6A | 227 |
| Voltage between Phases with OFF | 61312 SBB13TDYR | 10A | 299 |
| Voltage between Phases with OFF | 61312 SCB03TDYR | 16A | 429 |



| Description | Cat. No. | Amps | M.R.P. (₹) Per Unit |
|--|-----------------|------|---------------------|
| Voltage between Phases & Individual Phases to Neutral with OFF | 61313 SAB13TDYR | 6A | 403 |
| Voltage between Phases & Individual Phases to Neutral with OFF | 61313 SBB13TDYR | 10A | 599 |
| Voltage between Phases & Individual Phases to Neutral with OFF | 61313 SCB03TDYR | 16A | 805 |

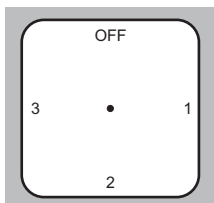


| Description | Cat. No. | Amps | M.R.P. (₹) Per Unit |
|--|-----------------|------|---------------------|
| Voltage between Phase & Phase to Neutral without OFF | 61314 SBB13TDYR | 10A | 590 |



| Description | Cat. No. | Amps | M.R.P. (₹) Per Unit |
|---|-----------------|------|---------------------|
| Voltage between Phases & Phase to Neutral without OFF | 61311 SAB13TDYR | 6A | 403 |
| Voltage between Phases & Phase to Neutral with OFF | 61311 SBB13TDYR | 10A | 405 |

Ammeter & Voltmeter Combined Switch



| Description | Cat. No. | Amps | M.R.P. (₹) Per Unit |
|---|-----------------|------|---------------------|
| Voltage between Phases to Neutral & Current of that Phase | 61338 SBB13TDYR | 10A | 632 |



Control your breaker remotely through TNC switch

Breaker Control Switches (Trip-Neutral-Close)

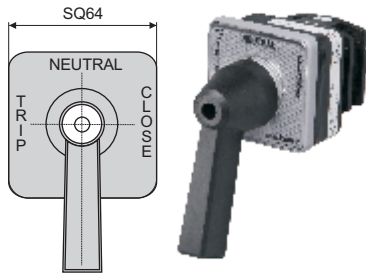
- 1NO+1NO, 2NO+2NC model available in 25A
- Barrel lock option available
- Lost motion contact (LMD) & Sequence Locking available



Customer Interaction Center (CIC)

BSNL / MTNL (toll-free): 1800 233 5858 Reliance (toll-free): 1800 200 5858
Tel: 022 6774 5858 Email: cic@Lntebg.com Web: www.Lntebg.com

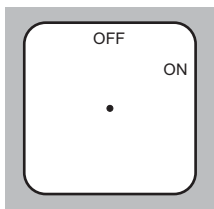
Breaker Control Switches (Trip - Neutral - Close)



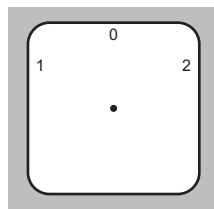
| Rating | Contact Arrangement | Mounting Type | Cat. No. | M.R.P. (₹) Per Unit |
|--------|---------------------|---------------|----------------|---------------------|
| 25A | 1Trip + 1Close | Standard | 73257SEB03PGGB | 1201 |
| 25A | 1Trip + 1Close | Standard | 73257SEB03PGYR | 1201 |
| 25A | 1Trip + 1Close | Barrel Lock | 73257SEB90PGBB | 1664 |
| 25A | 2Trip + 2Close | Standard | 72009SEB03PGBB | 1414 |
| 25A | 2Trip + 2Close | Standard | 72009SEB03PGYR | 1414 |
| 25A | 2Trip + 2Close | Standard | 72009SEB03PGGB | 1414 |
| 25A | 2Trip + 2Close | Barrel Lock | 72009SEB90PGBB | 2017 |

Other option such as sequence inter lock (SIL) & lost motion device (LMD) available on request.

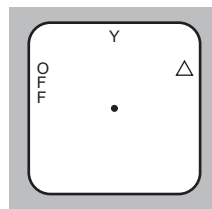
Motor Duty Switches



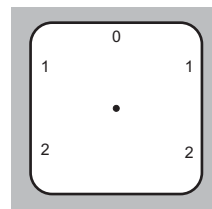
61003



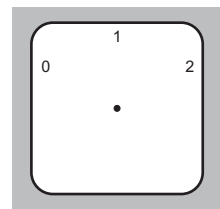
61211



61200



61217



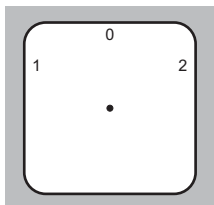
61212

| Description | Cat. No. # | M.R.P. (₹) Per Unit | | | | | | |
|------------------------------------|------------|---------------------|-------------|-------------|-------------|-------------|--------------|--------------|
| | | 16A (SCB03) | 25A (SEB03) | 32A (SFB03) | 40A (SGB03) | 63A (SIB03) | 100A (SKB03) | 200A (SNB03) |
| ON - OFF Switch | 61003 | 690 | 855 | 950 | 1191 | 1712 | 6112 | 7966 |
| FOR - OFF - REV Switch | 61211 | 520 | 639 | 756 | 1968 | 2391 | 6092 | 9819 |
| Star - Delta Switch | 61200 | 691 | 899 | 1129 | 1723 | 2207 | *** | *** |
| 2 Speed for FOR - OFF - REV Switch | 61217 | *** | 1626^ | *** | 2718 | *** | *** | *** |
| 2 Speed forward Switch | 61212 | 758 | 1481 | 1857 | 2333 | 2860 | 7619 | 8798 |

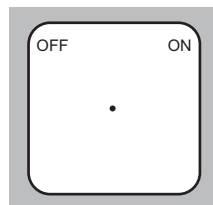
^ Supplied only with ball grip handle

Program Code first 5 digits, Next 5 digits in (), For complete ordering code, kindly refer Page No. 10

Switches in Enclosure



73393, 71913



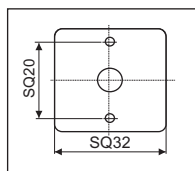
72244



| Description | Cat. No. | Amps | M.R.P. |
|---|----------------|------|--------|
| FOR - OFF - Rev in SS with ball grip handle | 73393SCM17BGXB | 16A | 621 |
| FOR - OFF - Rev in SS with ball grip handle | 71913SEM17BGYR | 25A | 950 |
| FOR - OFF - Rev in SS with ball grip handle | 71913SFM17BGYR | 32A | 1305 |
| 3 Pole ON - OFF in SS | 72244SEM17TDYR | 25A | 826 |
| 3 Pole ON - OFF in SS | 72244SFM17TDYR | 32A | 1126 |
| 3 Pole 2Way Without OFF in SS | 61153SCM17TDYR | 16A | 1060 |

For any other rating requirement please contact nearest E&A branch office

Rotary Switch Accessories [8538]



Front Plate Assembly

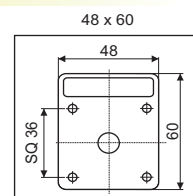
| Description | Cat. No. | Size | M.R.P. (₹) Per Unit |
|----------------------------|------------------|---------|---------------------|
| Front Plate for 6 to 16A | FP16SQ48 | 48 x 48 | 31 |
| Front Plate for 25 & 32A | FP32SQ64 | 64 x 64 | 55 |
| Front Plate for 40 to 200A | FP200SQ88 | 88 x 88 | 90 |



Tear Drop Flag Knob Ball Grip Lever Handle

Handles & Knobs

| Description | Cat. No. | Size | M.R.P. (₹) Per Unit |
|----------------------------|---------------|--------------------|---------------------|
| Flag Handle for 16A | KNFHS2 | 48 x 48, 48 x 60 | 19 |
| Flag Handle for 25 - 32A | KNFHS3 | 64 x 64, 64 x 80 | 32 |
| Ball Handle for 16 - 32A | HNBHS1 | 64 x 64, 64 x 80 | 81 |
| Ball Handle for 40 - 63A | HNBHS2 | 88 x 88, 104 x 104 | 90 |
| PG Handle for 16 - 32A | HNPGS1 | 64 x 64, 64 x 80 | 95 |
| Lever Handle for 40 - 200A | HNLVS1 | 88 x 88, 104 x 104 | 120 |
| Tear Drop for 6 - 16A | KNTDS1 | 48 x 48, 48 x 60 | 19 |
| Tear Drop for 16 - 32A | KNTDS2 | 64 x 64, 64 x 80 | 32 |
| Tear Drop for 40 - 400A | KNTDS3 | 88 x 88, 104 x 104 | 65 |



Special Front Plate Assembly

| Description | Cat. No. | Size | M.R.P. (₹) Per Unit |
|-----------------------------|-----------------|---------|---------------------|
| SPL IND Plates upto 16A | FPRT4860 | 48 x 60 | 55 |
| SPL IND Plates for 16 - 32A | FPRT6480 | 64 x 80 | 95 |

Script Plate (marking plate)

| Description | Cat. No. | Size | M.R.P. (₹) Per Unit |
|----------------------------|-----------------|---------|---------------------|
| Script Plate for 6 - 16A | SPSQ48 | 48 x 48 | 19 |
| Script Plate for 16 - 32A | SPSQ64 | 64 x 64 | 22 |
| Script Plate for 40 - 200A | SPSQ88 | 88 x 88 | 28 |
| Script Plate for 6 - 16A | SPRT4816 | 48 x 16 | 9 |
| Script Plate for 6 - 32A | SPRT6416 | 64 x 16 | 9 |

Mounting Plates (used for Back Fixing Plate)

| Description | Cat. No. | Size | M.R.P. (₹) Per Unit |
|------------------------------|-----------------|-----------|---------------------|
| Rear MTG Plate for 6 - 16A | MPSQ48 | 48 x 48 | 14 |
| Rear MTG Plate for 25 - 32A | MPSQ64 | 64 x 64 | 22 |
| Rear MTG Plate for 40 - 63A | MPSQ88 | 88 x 88 | 50 |
| Rear MTG Plate for 80 - 400A | MPSQ104 | 104 x 104 | 95 |
| DIN Rail Attachment upto 32A | B21DIN35 | - | 89 |

Wall Type Mounting Boxes (upto 32A - maximum 4 Contacts)

| Description | Cat. No. | M.R.P. (₹) Per Unit |
|---|---------------|---------------------|
| Plastic / ABS Enclosure B17 16A upto 3 Stage / 25A upto 2 Stage | WMBABS | 592 |
| Aluminium Enclosure B17 16A upto 3 Stage / 25A upto 2 Stage | WMBAL | 985 |
| SS Enclosure M17 upto 32A - 4 Stage | WMBSS | 369 |



B31 PVC Enclosure

Note: Switches to be order separately.

Script Plate - Silver Finish (for Black Front Plate Assembly Only)

| Description | Cat. No. | Size | M.R.P. (₹) Per Unit |
|----------------------------|----------------|-----------|---------------------|
| Silver Finish 48 x 48 mm | SFSQ48 | 48 x 48 | 19 |
| Silver Finish 64 x 64 mm | SFSQ64 | 64 x 64 | 22 |
| Silver Finish 88 x 88 mm | SFSQ88 | 88 x 88 | 28 |
| Silver Finish 104 x 104 mm | SFSQ104 | 104 x 104 | 49 |

Shrouding Cover (maximum 6 Contacts Round Type)

| Description | Cat. No. | M.R.P. (₹) Per Unit |
|--|--------------|---------------------|
| Shrouding Cover for 6 - 10A | SHCS1 | 60 |
| Shrouding Cover for 16A | SHCS2 | 60 |
| Shrouding Cover for 25 - 32A | SHCS3 | 94 |
| Shrouding Cover for 40 - 63A | SHCS4 | 98 |
| Special Cover for Extended Termination 80 - 400A (maximum 2 Contact Stage) | SHCS5 | 720 |

Ordering Code for Rotary Switches

Example for : 25A 3 Pole ON - OFF Switch


| | 1. Programme Code | | | | 2. Type | | 3. Ampere | | 4. Mounting | | 5. Knob | | 6. Colour | |
|-----------------|-------------------|---|---|---|---------|---|-----------|---|-------------|---|---------|---|-----------|---|
| 25A 3 Pole | | | | | | | | | | | | | | |
| ON - OFF Switch | 6 | 1 | 1 | 9 | 7 | S | E | B | 0 | 3 | T | D | Y | R |

1. Programme Code


| Programme | Programme Code |
|--------------------------------|----------------|
| Isolators | Pg. No. 3 |
| Changeovers Switches | Pg. No. 3 |
| Spring Return Switches | Pg. No. 4 |
| Multistep Switches with OFF | Pg. No. 5 |
| Multistep Switches without OFF | Pg. No. 6 |
| Instrumentation Switches | Pg. No. 7 |
| Motor Control Switches | Pg. No. 8 |
| Switches in SS Enclosure | Pg. No. 8 |
| Breaker Control Switches | Pg. No. 8 |

2. Type Selection


| Type | Code |
|---|----------|
| S-Series (6 to 400A) | S |
| Touch Proof (6 to 16A) | T |
| Rear Access Termination (16 to 63A) | R |
| Phase Selector Only for 1 Pole 3 Way with OFF (25 to 63A) | P |
| DC Switches (16 to 500A) | D |



S Series
Open Version



TP Series
Touch Proof



RT Series
Touch Proof &
Rear Termination

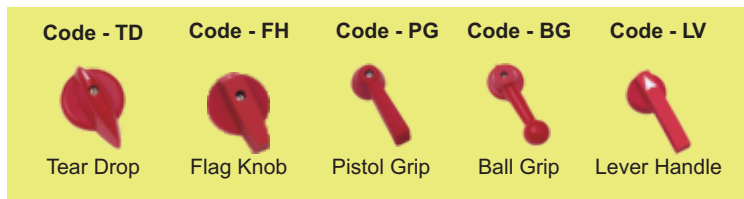
3. Ampere Selection

| Ampere | Code | Ampere | Code |
|--------|----------|--------|----------|
| 6 | A | 100 | K |
| 10 | B | 125 | L |
| 16 | C | 160 | M |
| 20 | D | 200 | N |
| 25 | E | 250 | O |
| 32 | F | 300 | P |
| 40 | G | 400 | Q |
| 50 | H | 500 | R |
| 63 | I | 600 | S |
| 80 | J | 800 | T |

4. Mounting Style



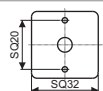
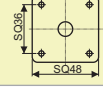
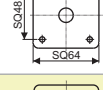
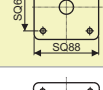

5. Knob / Handle Selection



6. Color Combination Selection Table



Front Plate

| Standard Style | Frame Size | Bigger Style |
|------------------------------|---|------------------------|
| Current Ratings 6/10 Amps |  | Current Ratings --- |
| 16/20 Amps |  | 6/10 Amps |
| 25/32 Amps |  | 16/20 Amps |
| S40 Amps & above |  | 25/32 Amps |
| — |  | S40 Amps & above |

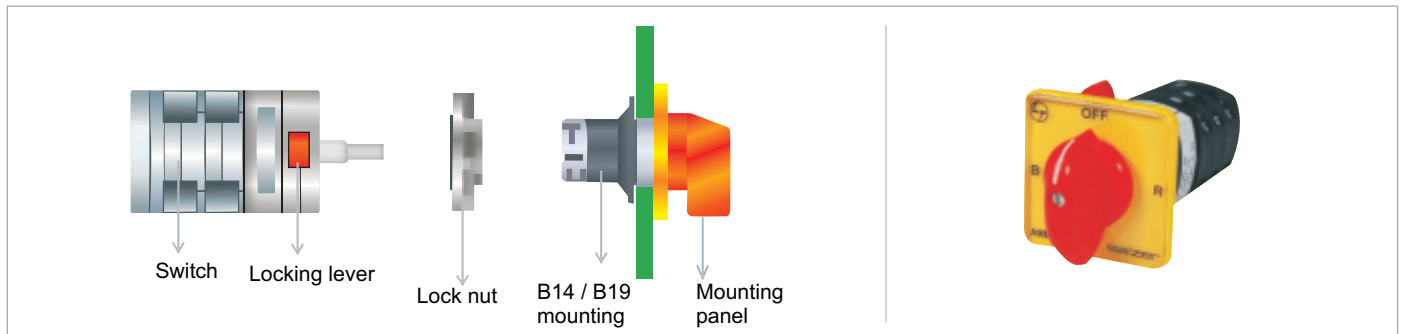
Note: 1. For ratings of 6/10A, standard mounting style is B13
2. Single hole mounting equivalent of B03 is B19 and B13 is B14.

Mounting Feasibility

| Mounting Code | Description | Feasibility | | | | | |
|---------------|--|-------------|--------|--------|--------|-------------|----------|
| | | 6/10A | 16/20A | 25/32A | 40/63A | 80/100/125A | 200/400A |
| B03 | Front Mounting, Standard Mounting plate | | ✓ | ✓ | ✓ | ✓ | ✓ |
| B13 | Front Mounting with next size plate | ✓ | ✓ | ✓ | ✓ | ✓ | ✓ |
| B00 | Front Mounting 48 x 48 plate for 25/32 A and 64 x 64 plate for 40/63A | | | ✓ | ✓ | | |
| B19 | Single Hole Mounting 32 x 32 plate for 6/10A only 48 x 48 Plate for 16-32A | ✓ | ✓ | ✓ | | | |
| B14 | Single Hole Mounting 48 x 48 plate for 6/10A | ✓ | | | | | |
| B33 | Front Mounting with Round Padlock for 2 Position (for Isolators) | | ✓ | ✓ | ✓ | ✓ | ✓ |
| B30 | Front Mounting with Rectangular Padlock 2 Position (for Isolators) | | ✓ | ✓ | ✓ | ✓ | ✓ |
| B63 | Key Lockable type (Handle/Knob) | | ✓ | ✓ | ✓ | | |
| B90 | Center Key Lock (Pistol grip Handle in black color only) | | ✓ | ✓ | | | |
| B02 | Rear / (Back/Base) Mounting | ✓ | ✓ | ✓ | ✓ | ✓ | ✓ |
| B21 | DIN Rail Mounting on 35 mm Rail 6-32 Amps | ✓ | ✓ | ✓ | | | |
| B32 | Rear / Base Mounting, Door Interlock + Rectangular Padlock (B30+B42) | | ✓ | ✓ | ✓ | ✓ | ✓ |
| B34 | Rear / Base Mounting, Door Interlock + Round Padlock (B33+B42) | | ✓ | ✓ | ✓ | ✓ | ✓ |
| B41 | Rear Mounting with Clutch Mechanism on Door (Door Open in all position without Interlock) | | ✓ | ✓ | ✓ | ✓ | ✓ |
| B42 | Rear Mounting with Interlock Mechanism on Door | | ✓ | ✓ | ✓ | ✓ | ✓ |
| F47 | Door Clutch, Mounting Plate at front | | ✓ | ✓ | ✓ | ✓ | ✓ |
| B17 | ABS Enclosure | Max stages | upto 4 | upto 3 | upto 5 | upto 5 | |
| B31 | ABS Enclosure with Round Padlock (B33+B17) | Max stages | | upto 2 | upto 2 | upto 2 | |
| M17 | Metal Enclosure | Max stages | upto 4 | upto 4 | upto 3 | | |
| A17 | Aluminium Enclosure | Max stages | upto 4 | upto 3 | upto 2 | | |
| B40 | Single Hole Mounting with Padlock 48 x 48 Plate For 16-32A | | | ✓ | ✓ | | |
| B43 | Single Hole Mounting with Center key 48 x 48 Plate for 16-32A | | | ✓ | ✓ | | |
| B45 | Single Hole Mounting with Round Ring with Knob 16A-32A | | | ✓ | ✓ | | |

Single Hole Mounting Rotary Switch

Single hole mounting (SHM) range of rotary switches uses a unique mounting concept that requires just a single Ø22.5 cutout to mount the switches on the panel. These help in reducing the time and cost during assembly.



Benefits:

- **Single hole panel cutout** - makes easier for fitting on the panel
- **Easy mounting** - reduces assembly time by 50% over conventional 5 hole mounting
- **Wiring accessibility** - reduces wiring time, the switch can be wired separately and then snap fitted to the mounting assembly using the locking lever.

There is no additional price for switches with Single hole mounting from standard mounting.

EB - GEN Changeover Switches [8536]

3 Pole EB - GEN Changeover Switches



B13 Mounting

| Description | Cat. No. | M.R.P. (₹) Per Unit | | | |
|---------------------------------|------------------|---------------------|------------|------------|------------|
| | | 25A (E) | 32A (F) | 40A (G) | 63A (I) |
| 3 Pole C/O Front Panel Mounting | EB□31153B13BGYR | 2303 | 2398 | 2797 | 2911 |
| 3 Pole C/O Rear Mounting | EB□31153MB42BGYR | 2671 | 2768 | 3222 | 3322 |
| 3 Pole C/O in SS Enclosure | EB□31153SB31BGYR | 3194 | 3281 | 3797 | 3910 |
| 3 Pole C/O Rear Mounting | EB□31153B21BGYR | 2671 | 2768 | 3222 | 3322 |
| 3 Pole C/O Rear Mounting | EB□31153MB34LHGB | 2671 | 2768 | 3222 | 3322 |
| 3 Pole C/O in ABS Enclosure | EB□31153B31LBGYR | 3194 | 3281 | 3797 | 3910 |

4 Pole EB - GEN Changeover Switches



MB42 Mounting

| Description | Cat. No. | M.R.P. (₹) Per Unit | | | |
|---------------------------------|------------------|---------------------|------------|------------|------------|
| | | 25A (E) | 32A (F) | 40A (G) | 63A (I) |
| 4 Pole C/O Front Panel Mounting | EB□31154B13BGYR | 2671 | 2768 | 3281 | 3377 |
| 4 Pole C/O Rear Mounting | EB□31154MB42BGYR | 3009 | 3125 | 3689 | 3841 |
| 4 Pole C/O in SS Enclosure | EB□31154SB31BGYR | 3561 | 3699 | 4291 | 4444 |
| 4 Pole C/O Rear Mounting | EB□31154B21BGYR | 3009 | 3125 | 3689 | 3841 |
| 4 Pole C/O Rear Mounting | EB□31154MB34LHGB | 3009 | 3125 | 3689 | 3841 |
| 4 Pole C/O in ABS Enclosure | EB□31154B31LBGYR | 3561 | 3699 | 4291 | 4444 |

Rating Selection Table



SB31 Enclosure

| Ampere (A) | Code (□) |
|---------------|-------------|
| 25 | E |
| 32 | F |
| 40 | G |
| 63 | I |

Note : SB 31 Enclosure for 25A to 63A ratings.

B21 Mounting model is similar to B13 model with links provided on the common side.

*** - Please contact nearest E&A branch office.

Load Break Switches [8536]

- AC 23 utilization category
- Also available in enclosure
- Padlock facility to prevent accidental use
- Ideally used in buildings and for equipment isolation



B03



MB34



SB31M

LB 3 Pole ON - OFF Switches

| Description | Cat. No. | Can also be given on request | M.R.P. (₹) Per Unit | | | | | | | | |
|---|-------------------|------------------------------|---------------------|---------|---------|---------|---------|---------|---------|----------|----------|
| | | | 16A (C) | 20A (D) | 25A (E) | 32A (F) | 40A (G) | 63A (I) | 80A (J) | 100A (K) | 125A (L) |
| Single Hole MTG Switch with Flag Knob | LB□32300B19FPYR | | 790 | 807 | * | * | * | * | * | * | * |
| Front Plate MTG with Flag Knob | LB□32300B40FPYR | | 769 | 790 | * | * | * | * | * | * | * |
| Front Panel MTG with B03 (48x48) Plate | LB□32300B03FLYR | 32309 | 703 | 719 | 780 | 807 | 926 | 994 | * | * | * |
| Front Panel MTG with B13 (64x64) Plate with Flag Knob | LB□32300B13FLYR | 32306 / 32309 | 703 | 719 | 780 | 807 | 926 | 994 | 2514 | 3153 | 3960 |
| Front Panel MTG with B13 (64x64) Plate with BG Handle | LB□32300B13BGYR | 32309 | * | * | 856 | 886 | 1003 | 1060 | * | * | * |
| DIN Rail MTG Switch with Flag Knob | LB□32300B23FLGB | | * | * | 780 | 807 | 926 | 994 | * | * | * |
| Rectangular Pad Lock Switch with TDYR | LB□32300B30TDYR | | * | * | 943 | 994 | 1090 | 1147 | * | * | * |
| Round Pad Lock Switch with RDYR | LB□32309B33RDYR | | 769 | 789 | 856 | 886 | 1003 | 1060 | 2725 | 3401 | 4250 |
| Switch with B63 Lock & Key Version | LB□32309B63TDYR | | * | * | 1303 | 1362 | 1476 | 1516 | * | * | * |
| Base MTG Switch with DIL and Pad Lock | LB□32309MB34RDYR | | 1227 | 1265 | 1362 | 1437 | 1497 | 1612 | 3630 | 4532 | 5666 |
| Base MTG Switch with BG Handle | LB□32309MB42BGYR | | 1227 | 1265 | 1362 | 1437 | 1497 | 1612 | 3630 | 4532 | 5666 |
| Switch in ABS Enclosure - in B31SM | LB□32300B31SMRDYR | | 1557 | 1604 | 1732 | 1777 | * | * | * | * | * |
| Switch in ABS Enclosure - in B31M | LB□32309B31MRDYR | | * | * | * | * | 1943 | 1992 | * | * | * |
| Switch in SS Enclosure - in B31L with Leech Handle | LB□32309SB31LLHYR | | * | * | * | * | * | * | 5113 | 6026 | 7150 |
| Switch in SS Enclosure - in SB31L with Leech Handle | LB□32309SB31LLHYR | | * | * | * | * | * | * | 5113 | 6026 | 7150 |

LB 4 Pole ON - OFF Switches

| Description | Cat. No. | Can also be given on request | M.R.P. (₹) Per Unit | | | | | | | | |
|---|---------------------|------------------------------|---------------------|---------|---------|---------|---------|---------|---------|----------|----------|
| | | | 16A (C) | 20A (D) | 25A (E) | 32A (F) | 40A (G) | 63A (I) | 80A (J) | 100A (K) | 125A (L) |
| Single Hole MTG Switch with Flag Knob | LB□32400B19FPYR | | 982 | 1003 | * | * | * | * | * | * | * |
| Front Plate MTG with Flag Knob | LB□32400B40FPYR | | 964 | 982 | * | * | * | * | * | * | * |
| Front Panel MTG with B03 (48x48) Plate | LB□32400B03FLYR | 32409 | 895 | 916 | 995 | 1022 | 1197 | 1265 | * | * | * |
| Front Panel MTG with B13 (64x64) Plate with Flag Knob | LB□32400B13FLYR | 32406 / 32409 | 895 | 916 | 995 | 1022 | 1197 | 1265 | 3085 | 3871 | 4850 |
| Front Panel MTG with B13 (64x64) Plate with BG Handle | LB□32400B13BGYR | 32409 | * | * | 1072 | 1101 | 1275 | 1333 | * | * | * |
| DIN Rail MTG Switch with Flag Knob | LB□32400B23FLGB | | * | * | 995 | 1022 | 1197 | 1265 | * | * | * |
| Rectangular Pad Lock Switch with TDYR | LB□32400B30TDYR | | * | * | 1156 | 1206 | 1362 | 1420 | * | * | * |
| Round Pad Lock Switch with RDYR | LB□32409B33RDYR | | 964 | 982 | 1072 | 1101 | 1275 | 1333 | 3153 | 3937 | 4921 |
| Switch with B63 Lock & Key Version | LB□32409B63TDYR | | * | * | 1516 | 1576 | 1747 | 1787 | * | * | * |
| Base MTG Switch with DIL and Pad Lock | LB□32409MB34RDYR | | 1420 | 1458 | 1576 | 1650 | 1770 | 1885 | 4204 | 5249 | 6558 |
| Base MTG Switch with BG Handle | LB□32409MB42BGYR | | 1420 | 1458 | 1576 | 1650 | 1770 | 1885 | 4204 | 5249 | 6558 |
| Switch in ABS Enclosure - in B31SM | LB□32400B31SMRDYR | | 1747 | 1798 | 1943 | 1992 | * | * | * | * | * |
| Switch in ABS Enclosure - in B31M | LB□32409B31MRDYR | | * | * | * | * | 2213 | 2263 | * | * | * |
| Switch in ABS Enclosure - in B31L with Round Plate | LB□32409SB31LRDYR | | * | * | * | * | * | * | 5687 | 6742 | 8045 |
| Switch in SS Enclosure - in SB31L with Leech Handle | LB□32409SB31LLHYR | | * | * | * | * | * | * | 5687 | 6742 | 8045 |
| Auxiliary Contact | FRONT/REAR MOUNTING | | 198 | 198 | 241 | 241 | 241 | 241 | 719 | 719 | 719 |
| Add-on Contact Additional Pole | FRONT/REAR MOUNTING | | 203 | 212 | 228 | 255 | 297 | 320 | 840 | 1047 | 1154 |

Note : Standard packing upto 63A switches is 5 Nos.

Ordering Code for Load Break and Changeover Switches

| | | | | | |
|------------------------------------|----------------------------|------------------------------|--------------------------------|-------------------------|-------------------|
| LB Load Break Switch | □ Switch Rating | XXXXX Programme Code | XXXXX Mounting Options | XX Knob Options | XX Colour |
|------------------------------------|----------------------------|------------------------------|--------------------------------|-------------------------|-------------------|

Example

LB Switches, 63A, 3P, 9 O'clock, 4 hole front mounting, with metal shaft, yellow front plate, red round knob

LB I 32309 MB34 RD YR

| | | | | | | |
|----|---|-------|------|----|----|--|
| LB | I | 32309 | MB34 | RD | YR | Description |
| | | | | | | Yellow Front Plate/ Red Knob |
| | | | | | | 64 x 64 Front Plate Round Knob with Padlock (R) |
| | | | | | | Metal Shaft with Round Knob with Padlock and Interlock |
| | | | | | | 3Pole 9 O' Clock "OFF" |
| | | | | | | 63A |
| | | | | | | Load Break Switch |

Accessories

| | | | |
|----------------------------|---|---|---|
| LB X Switch Rating | X F-Front Mounting R-Rear Mounting | XX MC-Main Module NC-Neutral Module AC-Auxiliary Module | XXX 20 - 16A to 20A 32 - 25A to 32A 63 - 40A to 63A 80 - 80A 125 - 100A, 125A & 80A |
|----------------------------|---|---|---|

| | | | | | |
|----|---|---|----|----|-------------------|
| LB | I | R | NC | 32 | Description |
| | | | | | 32A |
| | | | | | Neutral Module |
| | | | | | Rear Mounting |
| | | | | | 63 A |
| | | | | | Load Break Switch |

Rating Selection Table

| Ampere (A) | Code (□) |
|------------|----------|
| 16 | C |
| 20 | D |
| 25 | E |
| 32 | F |
| 40 | G |
| 63 | I |
| 80 | J |
| 100 | K |
| 125 | L |

*** Note : Please contact nearest E&A branch office.

Cable Ducts [8538]

PVC Cable Ducts

- All ducts are ROHS compliant and FRLS
- Also available in Zero Halogen

| Description | 1 meter | | | | 2 meter | | | |
|--------------------|--------------------|------------------------------|---------------------|-----------|---------------------|------------------------------|---------------------|-----------|
| | H x W | Cat. No.(Standard slot Grey) | M.R.P. (₹) Per Unit | Std. Pkg. | Min Order Qty | Cat. No.(Standard slot Grey) | M.R.P. (₹) Per Unit | Std. Pkg. |
| A 15 x 15 | WWA1515SG | 72 | 100 | 100 | WWA1515SG2 | 144 | 64 | 64 |
| A 15 x 25 | WWA1525SG | 99 | 100 | 100 | WWA1525SG2 | 198 | 64 | 64 |
| A 25 x 25 | WWA2525SG | 119 | 70 | 70 | WWA2525SG2 | 238 | 48 | 48 |
| A 30 x 25 | WWA3025SG | 131 | 70 | 70 | WWA3025SG2 | 262 | 48 | 48 |
| A 40 x 30 | WWA4030SG | 165 | 75 | 75 | WWA4030SG2 | 330 | 32 | 32 |
| A 45 x 25 | WWA4525SG | 167 | 75 | 75 | WWA4525SG2 | 334 | 40 | 40 |
| A 45 x 30 | WWA4530SG | 168 | 50 | 50 | WWA4530SG2 | 336 | 32 | 32 |
| A 45 x 45 | WWA4545SG | 211 | 50 | 50 | WWA4545SG2 | 422 | 18 | 18 |
| A 45 x 60 | WWA4560SG | 256 | 50 | 50 | WWA4560SG2 | 512 | 12 | 12 |
| A 60 x 25 | WWA6025SG | 211 | 50 | 50 | WWA6025SG2 | 422 | 18 | 18 |
| A 60 x 45 | WWA6045SG | 249 | 50 | 50 | WWA6045SG2 | 498 | 18 | 18 |
| A 60 x 60 | WWA6060SG | 296 | 32 | 32 | WWA6060SG2 | 592 | 12 | 12 |
| A 60 x 120 | WWA60120SG | 1005 | 18 | 90 | WWA60120SG2 | 2010 | 8 | 80 |
| A 75 x 45 | WWA7545SG | 310 | 40 | 40 | WWA7545SG2 | 620 | 12 | 12 |
| A 75 x 75 | WWA7575SG | 435 | 32 | 32 | WWA7575SG2 | 870 | 12 | 12 |
| A 80 x 80 | WWA8080SG | 489 | 25 | 25 | WWA8080SG2 | 978 | 12 | 12 |
| A 100 x 100 | WWA100100SG | 789 | 18 | 18 | WWA100100SG2 | 1578 | 8 | 40 |

Type A

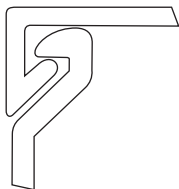


Specially designed profiles of duct and cover for fast and efficient locking.

A Type

- * Snap fit cover
- * Easy to remove

Type B



Non slip cover design of minimum encumbrance and maximum grip



B Type

- * Non - slip cover
- * Positive locking

| Description | 1 meter | | | | 2 meter | | | |
|--------------------|--------------------|--------------------------|---------------------|-----------|---------------------|--------------------------|---------------------|-----------|
| | W x H | Cat. No. (Standard slot) | M.R.P. (₹) Per Unit | Std. Pkg. | Min Order Qty | Cat. No. (Standard slot) | M.R.P. (₹) Per Unit | Std. Pkg. |
| B 25 x 25 | WWB2525SG | 124 | 70 | 70 | WWB2525SG2 | 248 | 36 | 36 |
| B 25 x 30 | WWB2530SG | 131 | 100 | 100 | WWB2530SG2 | 262 | 36 | 36 |
| B 25 x 40 | WWB2540SG | 161 | 75 | 75 | WWB2540SG2 | 322 | 36 | 36 |
| B 25 x 45 | WWB2545SG | 167 | 75 | 225 | WWB2545SG2 | 334 | 36 | 108 |
| B 25 x 60 | WWB2560SG | 211 | 50 | 50 | WWB2560SG2 | 422 | 18 | 18 |
| B 25 x 80 | WWB2580SG | 288 | 50 | 50 | WWB2580SG2 | 576 | 18 | 18 |
| B 25 x 100 | WWB25100SG | 366 | 25 | 25 | WWB25100SG2 | 732 | 18 | 18 |
| B 30 x 20 | WWB3020UG | 161 | 100 | 200 | WWB3020UG2 | 322 | 36 | 180 |
| B 30 x 80 | WWB3080SG | 398 | 50 | 200 | WWB3080SG2 | 796 | 18 | 90 |
| B 40 x 40 | WWB4040SG | 211 | 50 | 50 | WWB4040SG2 | 422 | 18 | 18 |
| B 45 x 45 | WWB4545SG | 219 | 50 | 50 | WWB4545SG2 | 438 | 18 | 18 |
| B 40 x 60 | WWB4060SG | 256 | 50 | 50 | WWB4060SG2 | 512 | 18 | 18 |
| B 40 x 80 | WWB4080SG | 304 | 50 | 50 | WWB4080SG2 | 608 | 18 | 18 |
| B 40 x 100 | WWB40100SG | 381 | 25 | 25 | WWB40100SG2 | 762 | 12 | 12 |
| B 45 x 20 | WWB4520UG | 168 | 75 | 225 | WWB4520UG2 | 336 | 36 | 180 |
| B 50 x 100 | WWB50100SG | 439 | 30 | 90 | WWB50100SG2 | 878 | 12 | 60 |
| B 60 x 20 | WWB6020UG | 230 | 50 | 200 | WWB6020UG2 | 460 | 18 | 90 |
| B 60 x 40 | WWB6040SG | 256 | 50 | 50 | WWB6040SG2 | 512 | 18 | 90 |
| B 60 x 60 | WWB6060SG | 304 | 50 | 50 | WWB6060SG2 | 608 | 12 | 12 |
| B 60 x 80 | WWB6080SG | 395 | 40 | 40 | WWB6080SG2 | 790 | 12 | 12 |
| B 60 x 100 | WWB60100SG | 520 | 30 | 30 | WWB60100SG2 | 1040 | 8 | 8 |
| B 72 x 64 | WWB7264SG | 365 | 32 | 96 | WWB7264SG2 | 730 | 18 | 90 |
| B 75 x 75 | WWB7575SG | 514 | 32 | 96 | WWB7575SG2 | 1028 | 8 | 40 |
| B 75 x 100 | WWB75100SG | 536 | 25 | 75 | WWB75100SG2 | 1072 | 8 | 40 |
| B 80 x 40 | WWB8040SG | 310 | 50 | 100 | WWB8040SG2 | 620 | 12 | 60 |
| B 80 x 60 | WWB8060SG | 410 | 40 | 80 | WWB8060SG2 | 820 | 12 | 60 |
| B 80 x 80 | WWB8080SG | 511 | 32 | 32 | WWB8080SG2 | 1022 | 12 | 12 |
| B 80 x 100 | WWB80100SG | 574 | 24 | 24 | WWB80100SG2 | 1148 | 8 | 8 |
| B 100 x 60 | WWB10060SG | 489 | 30 | 30 | WWB10060SG2 | 978 | 8 | 8 |
| B 100 x 80 | WWB10080SG | 574 | 25 | 25 | WWB10080SG2 | 1148 | 8 | 8 |
| B 100 x 100 | WWB100100SG | 835 | 18 | 18 | WWB100100SG2 | 1670 | 8 | 8 |
| B 120 x 80 | WWB12080SG | 813 | 18 | 90 | WWB12080SG2 | 1626 | 8 | 40 |
| B 150 x 100 | WWB150100SG | 1044 | 12 | 48 | WWB150100SG2 | 2088 | 4 | 40 |
| B 150 x 150 | WWB150150SG | 2269 | 8 | 80 | WWB150150SG2 | 4538 | 2 | 40 |

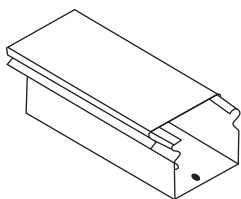
Note : 1) For any special colour request additional 10% will be charged on price. For cut length additional 10% will be charged.
 2) Thin / Unslot will be supplied on request. For thin slot replace the cat. number ending with SG by TG,
 For un slotted channel replace the cat. number ending with SG by UG. MRP will be same as standard slot.

Additional Covers for Cable Duct

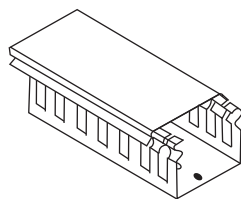
(Cable duct comes with default covers, following are spare offerings)

| Description | Cat. No. | M.R.P. (₹) Per Unit |
|-------------------------|----------|------------------------|
| Cover for 15 mm A type | CCA15SG | 33 |
| Cover for 25 mm A type | CCA25SG | 52 |
| Cover for 30 mm A type | CCA30SG | 63 |
| Cover for 45 mm A type | CCA45SG | 97 |
| Cover for 60 mm A type | CCA60SG | 118 |
| Cover for 75 mm A type | CCA75SG | 148 |
| Cover for 80 mm A type | CCA80SG | 176 |
| Cover for 100 mm A type | CCA100SG | 215 |
| Cover for 25 mm B type | CCB25SG | 52 |
| Cover for 30 mm B type | CCB30SG | 63 |
| Cover for 40 mm B type | CCB40SG | 79 |
| Cover for 45 mm B type | CCB45SG | 97 |
| Cover for 50 mm B type | CCB50SG | 118 |
| Cover for 60 mm B type | CCB60SG | 118 |
| Cover for 72 mm B type | CCB72SG | 148 |
| Cover for 75 mm B type | CCB75SG | 148 |
| Cover for 80 mm B type | CCB80SG | 176 |
| Cover for 100 mm B type | CCB100SG | 215 |
| Cover for 120 mm B type | CCB120SG | 230 |
| Cover for 150 mm B type | CCB150SG | 269 |

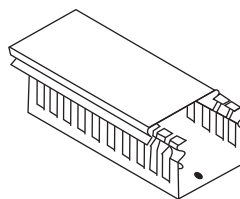
Slotting Styles (A & B Types)



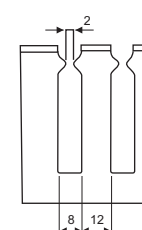
Unslotted
(US)



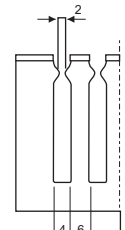
Standard Slotted
(S)



Thin Slotted
(T)



Standard Slot



Thin Slot

DC Switches

- Available from 16A to 500A
- Used for railway coaches lighting & fan circuits switching, all DC power circuits - Railways, Telecommunications & Power plants, Battery charging equipment
- Please contact nearest branch office for prices



These products are manufactured by **salzer**

Disclaimer

Every effort as to the correctness or sufficiency of the information and data contained in the catalogue is made. We however cannot accept any liability for the accuracy or completeness of the information and data provided. No claims in this regard shall consequently be accepted.

We reserve the right to make changes, without prior notice, in the catalogue.

Products with CAT no. having, with or without, dot as suffix are same.

Panel Mounted Earth Leakage Relay with CBCT



A Reliable Safety Device for Protection Against Earth Leakages


- Seven segment LED display for Earth Leakage indication
- Pre-alarm indication on 60% of leakage current setting with dedicated 1C/O + Earth leakage fault indication with 1 C/O.
- Discrete LED indication for Power ON, Alarm and Fault.
- 19 levels of current settings using combination of potentiometer and dip switches on the front facia.
- Wide range of earth leakage current 30 mA to 30 A
- Nano Crystalline CBCT measures the leakage current to the highest accuracy
- Available with RS485 port

Customer Interaction Center (CIC)

BSNL / MTNL (toll-free): 1800 233 5858 Reliance (toll-free): 1800 200 5858
Tel: 022 6774 5858 Email: cic@Lntebg.com Web: www.Lntebg.com




Timing Devices, Supply Monitors & ELR

Timers [9107]

| Micon 175 | Type | Time | Voltage | Contact Arrangement | Cat. No. | M.R.P. (₹) | |
|---|---|-------------------|-------------------|----------------------------|----------|------------|------|
| | | | | | | Per Unit | |
|  | ON Delay | 0.3 sec - 30 hrs | 240 VAC/24 VAC/DC | 1 C/O | 12ODT4 | 750 | |
| | | | 110 VAC/24 VAC/DC | | | 1170 | |
| | | | 12 VDC | | | 955 | |
| | ON Delay & Interval | 0.1 sec - 100 hrs | 240 VAC/24 VAC/DC | 1 C/O | 12WDT4 | 930 | |
| | Star Delta Timer | 3 sec - 120 sec | 240 VAC | 1 NO (Star)+1 NO (Delta) | 12SDT0 | 850 | |
| | | 3 sec - 30 sec | 240 - 415 VAC | 1 C/O (Star)+1 C/O (Delta) | 14SDT1S | 1235 | |
| | Signal OFF Delay | 0.3 sec - 30 hrs | 240 VAC/24 VAC/DC | 1 C/O | 12RDT4 | 880 | |
| | | 0.3 sec - 30 hrs | 12 VDC | | | 15DDT4 | 955 |
| | Multifunction Timer | 0.1 sec - 100 hrs | 12 - 240 VAC/DC | 1 C/O | 1CMDT0 | 1495 | |
| | | | | 2 C/O | 1CMDTF | 1590 | |
| | Asymmetrical ON/OFF & OFF/ON | 0.1 sec - 100 hrs | 12 - 240 VAC/DC | 1 C/O | 1CJDT0 | 1495 | |
| | One Shot | 0.3 sec - 30 hrs | 110 VAC/24 VAC/DC | 1 C/O | 11BDT4 | 1110 | |
| 240 VAC/24 VAC/DC | | | | | | 12BDT4 | 1110 |
| 12 VDC | | | | | | 15BDT4 | 1170 |
| Forward Pause Reverse Timer | ON time : 6 sec -60 min Pause time : 0.1 sec-200 sec | 12 - 240 VAC / DC | 2 C/O | 1CZDTF | 1590 | | |

Pause time for Micon 175 star delta timer is 60 msec

1CMDT0 contains ON Delay, Impulse, Signal ON delay, Cyclic ON/OFF, Cyclic OFF/ON, Signal OFF Delay, Signal OFF/ON, Accumulative Delay ON signal, Impulse ON/OFF, Leading edge impulse, Trailing edge impulse, Leading edge Bistable

| Micon 225 | Type | Timing Range | Voltage | Contact Arrangement | Cat. No. | M.R.P. (₹) |
|---|---|-------------------|-----------------|---------------------------------------|----------|---------------|
| | | | | | | Per Unit |
|    | ON Delay | 0.1 sec - 10 hrs | 24 - 240 VAC/DC | 2 C/O | 2AODT5 | 1360 |
| | Star Delta Timer | 3 sec - 120 sec | 24 - 240 VAC/DC | 1 NO (Star)+1 NO (Delta) | 2ASDT0 | 1430 |
| | | | 240 - 415 VAC | | | 2BSDT0 |
| | Multifunction Timer | 0.1s to 120 days | 24 - 240 VAC/DC | 2 C/O (1 Inst+1 Delayed) | 2A8DT6 | 1525 |
| | Multifunction Multirange | 0.1 sec - 10 hrs | 24 - 240 VAC/DC | 2 C/O | 2A5DT5 | 1510 |
| | | | | | | 240 - 415 VAC |
| | Signal Base Multi function - Multirange | 0.1 sec - 10 hrs | 24 - 240 VAC/DC | 1 C/O | 2ANDT0 | 1605 |
| | Multifunction Timer 6 Functions | 0.1 sec - 10 hrs | 24 - 240 VAC/DC | 2 C/O (1 Inst+1 Delayed for 6th Mode) | 2A6DT6 | 1620 |
| | | | | | | 240 - 415 VAC |
| | True OFF Delay | 0.6 sec - 600 sec | 24 - 240 VAC/DC | 2 C/O | 23GDT0 | 2375 |
| Asymmetrical ON/OFF | 0.1 sec - 10 hrs | 24 - 240 VAC/DC | 2 C/O | 2AADT5 | 1710 | |


Pause time for Micon 225 star delta timer is 60 msec, 90 msec, 120 msec, 150 msec

Major timing functions


2A5DT5, 2B5DT5, 2A6DT6* and 2B6DT6* contains ON Delay, Interval, Cyclic ON/OFF, Cyclic OFF/ON, One Shot, ON Delay, On Delay (1 Inst + 1 Delayed)*

2ANDT0 contains ON Delay, Interval, Signal ON Delay, Accumulative ON Delay, Signal OFF Delay, Signal OFF/ON Delay, Leading edge impulse


2A8DT6 contains ON Delay, Impulse, Signal ON delay, Signal OFF delay, Step mode, One shot, Interval, Cyclic ON/OFF, Cyclic OFF/ON, Signal OFF Delay, Accumulative Delay ON signal, Impulse ON/OFF.


| Digital Timer DIGICON  | Functions | Time | Voltage | Contact Arrangement | Cat. No. | M.R.P. (₹) Per Unit |
|--|--------------|-------------------|-----------------|---------------------|----------------|---------------------|
| | 8 Functions | 0.1 sec - 999 hrs | 24 - 240 VAC/DC | 1 C/O | V0DDTS | 1615 |
| | | | 24 - 240 VAC/DC | 2 NO | V0DDTD | 1615 |
| | 18 Functions | 0.1 sec - 999 hrs | 24 - 240 VAC/DC | 1 C/O | V0DDTS1 | 1830 |
| 24 - 240 VAC/DC | | | 2 NO | V0DDTD1 | 1830 | |

V0DDTS and V0DDTD contains On Delay, Signal OFF Delay, Cyclic ON/OFF, Signal OFF/ON, Cyclic OFF/ON, Interval, Signal ON/OFF, One Shot output
V0DDTS1 and V0DDTD1 contains ON Delay, Cyclic OFF/ON, Cyclic ON/OFF, Impulse on energizing, Accumulative Delay ON Signal, Accumulative Delay on Inverted signal, Accumulative Impulse ON signal, Signal ON Delay, Inverted Signal On delay, Signal OFF Delay, Impulse ON/OFF, Signal OFF/ON, Leading edge impulse, Trailing edge impulse, Delayed impulse, Negative edge impulse.


| Motor Restart Timer  | Type | Timer | Voltage | Contact Arrangement | Cat. No. | M.R.P. (₹) Per Unit |
|--|---------------------|------------------------------|---------|---------------------|---------------|---------------------|
| | Motor Restart Timer | Memory time Tm: 0.2 to 6 sec | 110 VAC | 1 C/O | 23LDT0 | 1785 |
| | | Delay time Td: 0.2 to 60 sec | 240 VAC | | 22LDT0 | 1785 |

Time Switches [9107]

| FM1 / Quartz  150 Hrs Battery Backup | Product Description | | | Cat. No. | M.R.P. (₹) Per Unit |
|---|---------------------|---------------------------|--|---------------|---------------------|
| | FM1 / Quartz Daily | 240 VAC Base/DIN Mounting | | J648B1 | 2450 |
| | | 110 VAC Base/DIN Mounting | | J638B1 | 3330 |
| | | 240 VAC Flush Mounting | | J648F1 | 3095 |
| | | 110 VAC Flush Mounting | | J638F1 | 3230 |
| | FM1 / Quartz Weekly | 240 VAC Base/DIN Mounting | | J848B1 | 3330 |
| | | 110 VAC Base/DIN Mounting | | J838B1 | 3330 |
| | | 240 VAC Flush Mounting | | J848F1 | 3225 |
| | | 110 VAC Flush Mounting | | J838F1 | 3225 |

| Digital Time Switch  Crono Pro Crono / Pulse | Product Description | | | Cat. No. | M.R.P. (₹) Per Unit |
|---|-------------------------|---|-------------|----------------|---------------------|
| | Time Switch (Crono) | 110 - 240 VAC 1 C/O Base/DIN 25 ON/OFF Each | | 67DDT0 | 2245 |
| | | 24 VDC 1 C/O Base/DIN 25 ON/OFF Each | | 6GHDT0 | 2590 |
| | | 12 VDC 1 C/O Base/DIN 25 ON/OFF Each | | 69HDT0 | 2730 |
| | Time Switch (Crono Pro) | 110 - 240 VAC 2 C/O Base/DIN 50 ON/OFF Each | | WT2DCDS | 3195 |
| | Time Switch (Pulse) * | 110 - 240 VAC 1 C/O Base/DIN 16 Pulse | | 67DDT9 | 2425 |
| | | 24V DC 1 C/O Base /Din 16 Pulse | | 6GHDT9 | 2745 |
| 12V DC 1 C/O Base /Din 16 Pulse | | 69HDT9 | 2885 | | |

* For bell and siren application

| Astro  Astro Pro Astro Mini | Product Description | | | Cat. No. | M.R.P. (₹) Per Unit |
|--|---------------------|--|--|----------------|---------------------|
| | Astro Mini | 110 - 240 VAC 1 Phase - 2W 1 C/O , Base/Din | | T2DDT7 | 4200 |
| | Astro Pro | 110 - 240 VAC 1 Phase - 2W 2 C/O , Base/Din 50 ON/OFF Each | | AS2DCDS | 5710 |
| | Astro | 110 - 240 VAC 3 Phase - 4W 3 Channel 3 N/O , Base/Din | | T3DDT0 | 10300 |



Note : Astro Mini / Astro Pro is used for lighting control based on sunrise / sunset timings by latitude / longitude settings.

Supply Monitoring Devices [9032]

- SPP includes single phasing, phase sequence and phase unbalance monitoring with auto reset



| Voltage Monitoring Relay Series | Type | Supply Monitoring Type | Time delay | Asymmetry | Voltage & Contact Arrangement | Cat. No. | M.R.P. (₹) Per Unit | |
|---------------------------------|---|--|--|---|-------------------------------|--------------------|---------------------|------------|
| |  <p>SM 301</p>  <p>SM 500</p>  <p>SM 500 with Neutral Loss Protection</p>  <p>SM 501</p>  <p>SM 800</p>  <p>SMB 600</p> | SM301 (3Ph, 3W) | Single Phasing Preventor (SPP*) Fail Safe Type | ON Delay 2 sec and OFF Delay 7 sec | 65 VAC Asymmetry | 415 VAC, 1 C/O | MA51BC | 985 |
| | | | | | 415 VAC, 2 C/O | MC21B5 | 1440 | |
| | | | | | 40 VAC Asymmetry | 415 VAC, 1 C/O | MA51BK | 995 |
| SM301 (3Ph, 3W) | | Phase loss monitoring Non Fail Safe Type | OFF Delay 500 msec and Recover Delay 2 Sec | 30% Fixed | 415 VAC, 1 C/O | MA59B5 | 1130 | |
| | | Selectable Under Voltage + Selectable Over Voltage | Selectable ON Delay (0 to 15 min) | - | 240 VAC, 1 C/O | MD71B9 | 1480 | |
| | | | Selectable ON Delay (0 to 15 sec) | - | | MD71BH | 1480 | |
| | | | Selectable OFF Delay (0 to 15 sec) | - | | MD71BF | 1735 | |
| SM500 (3 Ph / 1 Ph, 4W) | | Single Phasing Preventor + Selectable Under Voltage + Selectable Over Voltage | Selectable ON Delay (0 to 15 min) & OFF Delay 5 sec | Phase Asymmetry 10% fixed | 240 VAC, 2 C/O | MG73B9 | 1815 | |
| | | | Selectable ON Delay (0 to 15 sec) & OFF Delay 5 sec | Phase Asymmetry 10% fixed | | MG73BH | 1815 | |
| | | | Selectable OFF Delay (0 to 15 sec) & ON Delay 5 sec | Phase Asymmetry 10% fixed | | MG73BF | 1815 | |
| | SPP + UV/OV, with fixed UV (173 V) & OV (288 V) | Selectable ON (10 Sec) and OFF Delay (5 Sec) | Phase Asymmetry 20% fixed | MG73BR | | 1815 | | |
| | SPP + Selectable UV + Selectable OV with Neutral Loss Protection | ON Delay 5 sec and OFF Delay 5 sec, 500ms-1s for Neutral fail | 94 VAC Asymmetry | 415 VAC, 3 Ph 4W, 2 C/O | | MAC04 D0100 | 1815 | |
| SM501 (3 Ph, 3W) | SPP + Under Voltage (80% of ϕ) | Selectable ON Delay and OFF Delay 15 sec | Selectable Asymmetry (5% to 17%) | 415 VAC, 2 C/O | MB53BM | 1850 | | |
| | Single Phasing Preventor + Selectable Under Voltage + Selectable Over Voltage | Selectable ON Delay 15 sec & OFF Delay 5 sec | Phase Asymmetry 10% | | MG53BH | 1850 | | |
| | | Selectable OFF Delay 15 sec & ON Delay 5 sec | Phase Asymmetry 10% | | MG53BF | 1850 | | |
| | | ON Delay 5 sec and OFF Delay 5 sec | 65 VAC Asymmetry | | MG53BI | 1740 | | |
| | | ON Delay 3 min and OFF Delay 5 sec UV 85% of ϕ OV 110% of ϕ | Phase Asymmetry 10% | | MG53BO | 1740 | | |
| | | | | | | | | |
| SM 800 (3PH/ 3W, 4W) | Single Phasing Preventor+ Selectable Under Voltage + Selectable Over Voltage + Neutral Loss (Applicable for 3P4W). | Power ON Delay (0 to 999 sec) , OFF Delay (0.1 to 999 sec) & ON delay (0.5 to 999 sec) | Voltage: 5 to 99 VAC (Default 60V) , Percentage : 2 to 50% (Default 10%) | 145-500 VAC (Line Voltage), 1C/O | DMS110 | 1820 | | |
| | | | | 145-500 VAC (Line Voltage), 2C/O | DMS120 | 1920 | | |
| | | | | 85-300 VAC/DC (Auxiliary Supply) (P-N), 2 C/O | DMA220 | 2120 | | |
| MMR Relay | Phase loss+ Phase Sequence +Phase Asymetry + UV + OV+3 phase interruption | Power ON delay (5s Fixed),ON delay (1-30 sec or Fixed), OFF delay (0.1 - 30 sec or Fixed) | Voltage +_ 1% of set value | 500V -1000V 2C/O | SMB110 | 8550 | | |

Note: 3 Ph 3W - 3 Phase 3 Wire system; 3 Ph 4W - 3 Phase 4 Wire system.


| Voltage Monitoring Relay Series | Type | Supply Monitoring Type | Time Delay | Asymmetry | Voltage & Contact Arrangement | Cat. No. | M.R.P. (₹) Per Unit | |
|---|------------------|---|--|---|---|--|--|-------------------|
|  <p>SM175 3 Ph, 3W</p> | SM175 (3 Ph, 3W) | Phase loss + Phase Sequence Monitoring | ON Delay 500 msec & OFF Delay 100 msec | - | 208 - 480 VAC, 1 C/O (Steps of 208 - 220 - 380 - 400 - 415 - 440 - 480 VAC) | MK21D5 | 1165 | |
| | | | ON Delay 500 msec & OFF Delay 100 msec | Phase Asymmetry (30% fixed) | | MC21D5 | 1165 | |
| | | | ON Delay 5 sec & OFF Delay 100 msec (0 to 15s Selectable) | Phase Asymmetry (5% to 15% variable) | | MA21DN | 1520 | |
| | SM175 (3 Ph, 4W) | Phase loss+ Phase Sequence+ Under Voltage + Over Voltage (UV:-2% to -22% of $\frac{U_n}{\sqrt{3}}$, OV: 2% to 22% of $\frac{U_n}{\sqrt{3}}$) | ON Delay 5 sec and Selectable OFF Delay (0 to 15 sec) | - | | Phase Asymmetry (10% fixed) | MD21DF | 1520 |
| | | | | Selectable ON Delay (0.5 to 15 sec) and OFF Delay 5 sec | | | MG21DH | 1700 |
| | | | | ON Delay 5s and Selectable OFF Delay (0 to 15 sec) | | | MG21DF | 1700 |
|  <p>SM175 3 Ph, 4W</p> | SM175 (3 Ph, 4W) | Phase loss+ Phase Sequence+ Under Voltage + Over Voltage (UV:-5% to -25% of $\frac{U_n}{\sqrt{3}}$ / 60% of $\frac{U_n}{\sqrt{3}}$ (Fixed), OV: 5% to 25% of $\frac{U_n}{\sqrt{3}}$ / 110% of $\frac{U_n}{\sqrt{3}}$ (Fixed)) | Selectable ON delay (0 to 15 Sec), Selectable OFF delay (0 to 15 sec) | Phase Asymmetry (10% fixed) | 120 to 277 VAC (3P, 4W), 1 C/O | MAG03D0424 | 1850 | |
| | | | | | 240 VAC (3P, 4W), 1 C/O | MAG03D0425 | 1850 | |
| | | | | | Phase loss+ Phase sequence+ Under Voltage + Over Voltage (UV:-5% to -25% / 80% of $\frac{U_n}{\sqrt{3}}$ (Fixed), OV: 110% of $\frac{U_n}{\sqrt{3}}$ (Fixed)) | Selectable ON delay (0 to 15 sec/min), Selectable OFF delay (0 to 15 sec/min) | Phase Asymmetry (10% fixed/ 5% to 25% Selectable) | MAG03D0426 |
| | SM175 (3 Ph, 3W) | Phase loss Monitoring | ON delay 750 msec & OFF delay 500 msec | Phase Asymmetry (30% fixed) | 415 VAC, 1 C/O | MAG03D0427 | 1240 | |

Current Monitoring relay (CMR)

- Microprocessor based relay protects against Overload, Phase reverse, Phase loss, Phase unbalance faults
- Auto/ Manual reset selection
- Fail- safe protection with inbuilt CT upto 45A
- Inverse time model with underload, locked rotor protection and selectable trip class (10A, 10, 20, 30)
- Definite time model with underload and selectable start and trip time

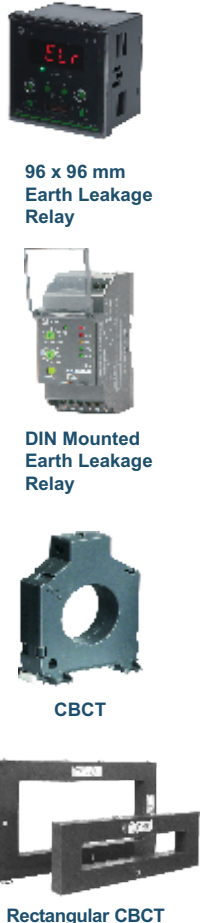
| Current Monitoring relay | Phase | Type | Current & Contact Arrangement | Cat. No. | M.R.P. (₹) Per Unit |
|--|------------------|--|-------------------------------|------------------|---------------------|
|   | 3 Phase | Inverse Time Current Monitoring Relay | 2 - 5A 1 C/O | 17A422CB0 | 2080 |
| | | | 3 - 9A, 1 C/O | 17A122CB0 | |
| | | | 8 - 24A, 1 C/O | 17A222CB0 | |
| | | | 15 - 45A, 1 C/O | 17A322CB0 | |
| | | Definite Time Current Monitoring Relay | 2 - 5A 1 C/O | 17B422AA0 | |
| | | | 3 - 9A, 1 C/O | 17B122AA0 | |
| | 1 Phase | Inverse Time Current Monitoring Relay | 8 - 24A, 1 C/O | 17B222AA0 | |
| | | | 15 - 45A, 1 C/O | 17B322AA0 | |
| | | Definite Type / Instant Trip | 2 - 5A 1 C/O | 17B422PA0 | |
| | | | 2 - 5A 1 C/O | 17C412EB0 | |
| | | | 3 - 9A, 1 C/O | 17C112EB0 | |
| | | | 8 - 24A, 1 C/O | 17C212EB0 | |
| Definite Time Current Monitoring Relay | 15 - 45A, 1 C/O | 17C312EB0 | | | |
| | 2 - 5A 1 C/O | 17D412DA0 | | | |
| | 3 - 9A, 1 C/O | 17D112DA0 | | | |
| | 8 - 24A, 1 C/O | 17D212DA0 | | | |
| 15 - 45A, 1 C/O | 17D312DA0 | | | | |

Hour Meter & Counter [9029]

| Hour Meters  | Product Description | Cat. No. | M.R.P. (₹) Per Unit |
|---|--|---------------|---------------------|
| | HM36, 85 - 265 VAC Flush Mounting | LA25F1 | 760 |
| | HM 36, 10 - 80 VDC Flush Mounting | LD17F1 | 1155 |
| | HM36, 92 - 264 / 270 - 460 VAC Base - DIN Mounting | 30A6B1 | 835 |
| | HM36, 10 - 80 VDC Base/DIN Mounting | 30D1B1 | 1155 |
| | Digital Hour Meter/Digital Counter (Resettable) | Z□□FB□ | 1385 |

| Hour Meter / Counter | | Z □ □ FB □ | Bezel |
|----------------------|--|--------------|---------------|
| Voltage | | 1 Hour Meter | A Round |
| H 10 - 80 VDC | | 2 Counter | B 24 x 48 |
| 7 85 - 265 VAC | | | C Screw Mount |
| J 12 - 48 VAC/DC | | | |

Earth Leakage Relay [9032]

| Earth Leakage Relays  | Current Range | Type | Voltage & Contact Arrangement | Cat. No. | M.R.P. (₹) Per Unit | | |
|---|---|---|--|---|---------------------|------------------|-------------|
| | 30mA - 30A | 96 x 96 mm Earth Leakage Relay | Panel mounted (96 x 96 mm) Earth Leakage Relay | 110 - 240 VAC/DC, 1 C/O (Pre-alarm) + 1 C/O (Fault) | 17K716QF4N | 3745 | |
| 110 - 240 VAC/DC, 1 C/O (Pre-alarm) + 1 C/O (Fault) with RS 485 | | | | 17K716QF4M | 5380 | | |
| 240 - 415 VAC/DC, 1 C/O (Pre-alarm) + 1 C/O (Fault) | | | | 17K726QF4N | 3745 | | |
| 240 - 415 VAC/DC, 1 C/O (Pre-alarm) + 1 C/O (Fault) with RS 485 | | | | 17K726QF4M | 5380 | | |
| DIN Mounted Earth Leakage Relay | | DIN mounted Earth Leakage Relay | 110 - 240 VAC, 110 VDC, Manual reset | 17G715GF2 | 3420 | | |
| | | | 220 - 415 VAC, 220 VDC, Manual reset | 17G745GF2 | | | |
| | | | 15 VDC, Manual reset | 17G755GF2 | | | |
| | | | 110 - 240 VAC, 110 VDC, Auto reset | 17G715KF2 | | | |
| | | | 220 - 415 VAC, 220 VDC, Auto reset | 17G745KF2 | | | |
| | | | 15 VDC, Auto reset | 17G755KF2 | | | |
| CBCT | | CBCT (moulded case) for Type A & AC Current | 38 mm ID | 17H7NNHN3 | 1175 | | |
| | | | 57 mm ID | 17H7NNIN3 | 1590 | | |
| | | | 70 mm ID | 17H7NNQN3 | 1805 | | |
| | | | 92 mm ID | 17H7NNJN3 | 1975 | | |
| | | | 120 mm ID | 17H7NNLN3 | 2060 | | |
| | | | 210 mm ID | 17H7NNKN3 | 3885 | | |
| | | | CBCT | CBCT (moulded case) for Type AC Current | 38 mm ID | 17H7NNRN3 | 880 |
| | | | | | 57 mm ID | 17H7NNVN3 | 985 |
| | | | | | 70 mm ID | 17H7NNSN3 | 1045 |
| | | | | | 92 mm ID | 17H7NNTN3 | 1395 |
| 120 mm ID | 17H7NNUN3 | 1620 | | | | | |
| Rectangular CBCT | Rectangular CBCT (moulded case) for Type AC Current | 300 x 50 mm ID | 17H9NNWN0 | 7755 | | | |
| | | 350 x 150 mm ID | 17H9NNXN0 | 9435 | | | |

CBCT for Type AC : For applications with sinusoidal alternating current from 30mA to 30 A.

CBCT for Type A and AC : For applications with sinusoidal alternating current (from 30mA to 30A) & pulsating DC current (from 30mA to 3A).

Please contact nearest branch office for requirements of higher dimension CBCTs.

These products are manufactured by



www.gicindia.com

Disclaimer for Timing Devices and Supply Monitors

Every effort as to the correctness or sufficiency of the information and data contained in the catalogue is made. We however cannot accept any liability for the accuracy or completeness of the information and data provided. No claims in this regard shall consequently be accepted.

We reserve the right to make changes, without prior notice, in the catalogue.

Products with CAT no. having, with or without, dot as suffix are same.



Switch to the best..

Gen Next Pro LED Indicator

- Best in class illumination
- SMD LED cluster technology
- Inbuilt Low Voltage Glow Protection
- Terminals designed to accomodate 2 lugs of 2.5 sq. mm each

Customer Interaction Center (CIC)

BSNL / MTNL (toll-free): 1800 233 5858 Reliance (toll-free): 1800 200 5858
Tel: 022 6774 5858 Email: cic@Lntebg.com Web: www.Lntebg.com

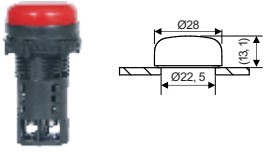
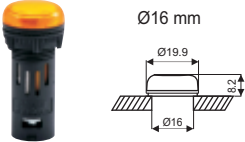
Modular Remote Control Units

Note: All Cat.No. to be ordered in multiple of Standard Packing : 10, Except for Push Button Stations.

Gen Next Series


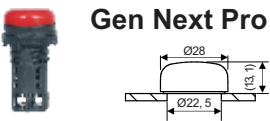
Gen Next LED Indicator [8531]

- Surface Mounted Device LED technology
- Low Power consumption < 1W
- Surge & Low Voltage Glow Protection (LVGP)

| Gen Next Pro Ø22.5 mm in Cluster design | Description | Cat. No. | Colour (4 th Digit) | Voltage (5 th , 6 th , 7 th & 8 th Digit) | M.R.P. (₹) Per Unit |
|---|------------------------------------|----------|--|--|---|
|  | Gen Next Pro LED Indicator 22.5 mm | EPL□□□□□ | R-Red G-Green Y-Yellow A-Amber B-Blue W-White | 012C - 12 VAC/DC 024C - 24 VAC/DC 030C - 30 VAC/DC 048C - 48 VAC/DC 064C - 64 VAC/DC 110A - 110 VAC 110D - 110 VDC 240A - 240 VAC 220D - 220 VDC | 127 219 Blue & White |
| | | | | 415A - 415 VAC | 159 271 Blue & White |
|  | Gen Next LED Indicator 16 mm | SIL□□□□□ | R-Red G-Green Y-Yellow A-Amber B-Blue W-White | 012C - 12 VAC/DC 024C - 24 VAC/DC 030C - 30 VAC/DC 048C - 48 VAC/DC 064C - 64 VAC/DC 110C - 110 VAC/DC 240A - 240 VAC | 143 239 Blue & White |

Note * - LED Indicator for Flame Proof Panel application available on request.





Universal LED Indicator [8531]

| Gen Next Ø22.5 mm | Description | Cat. No. | Colour (8 th Digit) | Voltage (9 th , 10 th , 11 th & 12 th Digit) | M.R.P. (₹) Per Unit |
|---|--|--------------|--|--|---------------------------------------|
|  | Gen Next Universal Voltage LED indicator | EG0100L□□□□□ | R-Red G-Green Y-Yellow A-Amber B-Blue W-White | 224C-24 to 240V AC/DC 424C-40 to 240V AC/DC | 381 457 Blue & White |
| | | | | 224C-24 to 240V AC/DC | 381 457 Blue & White |
|  | Gen Next Pro Universal LED indicator | EPL□□□□□ | | | |


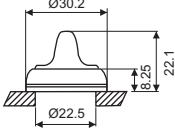







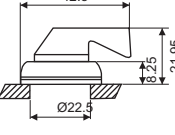







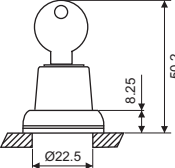







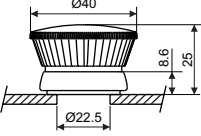

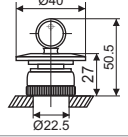

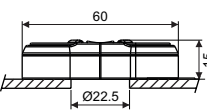
NEW


Gen Next Push Button & Selector Actuators Ø 22.5 mm [8538]

- Snap Mounting with compact contact blocks (EC1C & EC2C)
- Max 3 row x 3 column stackable contact blocks

| | Description | Cat. No. | Colour (4 th Digit) | M.R.P. (₹) Per Unit |
|---|--------------------------------------|----------|---|---------------------|
|  | Flush Head | EMN□FD1 | R-Red G-Green C-Black Y-Yellow W-White B-Blue A-Amber F-Gray | 79 |
|  | Projecting Head Push Function | EMN□PD1 | R-Red G-Green C-Black Y-Yellow W-White B-Blue A-Amber F-Gray | 80 |
|  | Mushroom Head 'Push - Turn Function' | EMN□MH1 | R-Red G-Green C-Black Y-Yellow | 156 |
|  | Mushroom Head 'Push - Function' | EMN□MD1 | R-Red G-Green C-Black Y-Yellow | 113 |

Gen Next Push Button & Selector Actuators Ø 22.5 mm [8538]



| | Description | Cat. No. | Colour (4 th Digit) | M.R.P. (₹) Per Unit |
|---|-------------------------------------|--|--|---------------------|
|   | Symmetric Head | 2 Position  Non Spring Return EMN□SK1 | R-Red G-Green C-Black W-White | 223 |
| | |  Spring Return EMN□SI1 | | |
| | | 3 Position  Non Spring Return EMN□SL1 | | 235 |
| | |  Spring Return EMN□SJ1 | | |
| | |  Spring Return L. H. EMN□SM1 | | |
| | |  Spring Return R. H. EMN□SN1 | | |
|   | Lever Head | 2 Position  Non Spring Return EMN□LK1 | R-Red W-White C-Black | 223 |
| | |  Spring Return EMN□LI1 | | |
| | | 3 Position  Non Spring Return EMN□LL1 | | 235 |
| | |  Spring Return EMN□LJ1 | | |
| | |  Spring Return L. H. EMN□LM1 | | |
| | |  Spring Return R. H. EMN□LN1 | | |
|   | Lock & Key Rotary Type | 2 Position  Non Spring Return EMN□KK1 | C-Black | 320 |
| | |  Spring Return EMN□KI1 | | |
| | | 3 Position  Non Spring Return EMN□KL1 | | 335 |
| | |  Spring Return EMN□KJ1 | | |
| | |  Spring Return L. H. EMN□KM1 | | |
| | |  Spring Return R. H. EMN□KN1 | | |
|   | Push Pull | EG02MG0□ | R-Red | 309 |
|   | Mushroom Head Lock And Key Actuator | EG02MQ0R00 | R-Red | 349 |
|   | Twin Touch with Black centre strip | EG02TD0I | — | 159 |



Note :

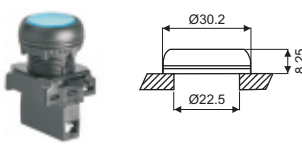
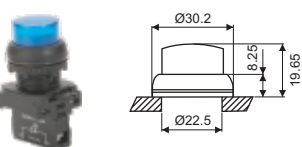
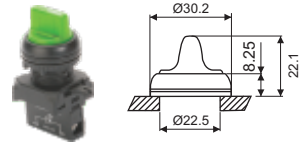




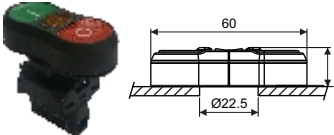
- Actuators & Selector Actuators with black ABS collar are offered as Standard
- Actuators (except Mushroom Head Push - Pull Actuators) are also available with chrome plated ABS & Brass collar Non-Illuminated Actuator
 - For PU Coated ABS Collar replace 7th digit 1 by 2 eg. : **EMNPD[2]**
 - For Brass Metal Collar replace 7th digit 1 by 3 eg. : **EMNPD[3]** (Please contact nearest branch office for MRP)
- Illuminated Actuator
 - For PU Coated ABS Collar replace 4th digit 3 by 5 eg. : **EG0[5]*****
 - For Brass Metal Collar replace 4th digit 3 by 7 eg. : **EG0[7]***** (Please contact nearest branch office for MRP)



Brass Metal Coller Push Button

Note * - In 2 position selector actuator, for operating style  replace 6th digit from K to R and for operating style  replace 6th digit from K to T


Gen Next Illuminated Push Button Actuators [8531]

- Snap Mounting with compact contact blocks (EC1C & EC2C)


| | Description | Cat. No. | Colour (8 th Digit) | Voltage (9 th , 10 th , 11 th & 12 th Digit) | M.R.P. (₹) Per Unit |
|--|-----------------------------------|---|---|--|--|
|  | Flush Head | EG03FDL□□□□□ | R-Red G-Green Y-Yellow A-Amber | 012C - 12 VAC/DC 024C - 24 VAC/DC 030C - 30 VAC/DC 048C - 48 VAC/DC 064C - 64 VAC/DC 110A - 110 VAC 110D - 110 VDC 240A - 240 VAC 220D - 220 VDC | 226 |
| | | | B-Blue W-White | 110D - 110 VDC 240A - 240 VAC 220D - 220 VDC | 418 Blue and White |
|  | Projecting Head (Push Function) | EG03PDL□□□□□ | R-Red G-Green Y-Yellow A-Amber | 012C - 12 VAC/DC 024C - 24 VAC/DC 030C - 30 VAC/DC 048C - 48 VAC/DC 064C - 64 VAC/DC 110A - 110 VAC 110D - 110 VDC 240A - 240 VAC 220D - 220 VDC | 226 |
| | | | B-Blue W-White | 110D - 110 VDC 240A - 240 VAC 220D - 220 VDC | 418 Blue and White |
|  | Selector Actuator with LED holder | 2 Position | | R-Red G-Green Y-Yellow A-Amber B-Blue W-White | 012C - 12 VAC/DC 024C - 24 VAC/DC 030C - 30 VAC/DC 048C - 48 VAC/DC 064C - 64 VAC/DC 110A - 110 VAC 110D - 110 VDC 240A - 240 VAC 220D - 220 VDC |
| | |  Non Spring Return EG03SKL□□□□□ | 332 | | |
| | |  Spring Return EG03SIL□□□□□ | | | |
| | | 3 Position | | | |
|  Non Spring Return EG03SLL□□□□□ | 495 Blue and White | | | | |
|  Spring Return EG03SJL□□□□□ | | | | | |
|  | Twin Touch with Led Holder | EG03TDL□□□□□ | Y- Yellow A-Amber | 012C - 12 VAC/DC 024C - 24 VAC/DC 030C - 30 VAC/DC 048C - 48 VAC/DC 064C - 64 VAC/DC 110A - 110 VAC 110D - 110 VDC 240A - 240 VAC 220D - 220 VDC | 284 |

Note* : 1) In 2 position selector actuator, for operating style  replace 6th digit from K to R and for operating style , replace 6th digit from K to T.
2) Assembly comes with LED holder. Please order contact block EC1C and EC2C separately.

Gen Next Modular Contact Blocks [8538]

| | Description | Cat. No. | Colour | Voltage | M.R.P. (₹) Per Unit |
|---|-------------|----------|--------|---------|---------------------|
|  | 'NO' Block | EC1C | - | - | 61 |
| | 'NC' Block | EC2C | - | - | 61 |


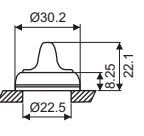



Spares for Gen Next Series [8531]

| | Description | Cat. No. | Colour (8 th Digit) | Voltage (9 th , 10 th , 11 th & 12 th Digit) | M.R.P. (₹) Per Unit |
|---|---|--------------|---|--|-----------------------|
|  | LED Holder for Gen Next illuminated actuator series | EG08HOL□□□□□ | R-Red G-Green Y-Yellow A-Amber | 012C - 12 VAC/DC 024C - 24 VAC/DC 030C - 30 VAC/DC 048C - 48 VAC/DC 064C - 64 VAC/DC 110A - 110 VAC | 165 |
| | | | B-Blue W-White | 110D - 110 VDC 240A - 240 VAC 220D - 220 VDC | 331 Blue and White |


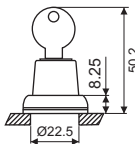






Note : Gen Next Modular Contact Blocks (EC1C and EC2C) can be used only with Gen Next Push Button Actuator



Gen Next Integral Actuator [8536]

- With inbuilt contact arrangement
- Contact rating 6A @ 240AC

| | Description | Cat. No. | Contact Configuration (3 rd Digit) | Colour (4 th Digit) | M.R.P. (₹) Per Unit |
|---|-------------------------------|--|---|---|---------------------|
|   | Flush Head | EE□□FD1 | 1 - 1 NO 2 - 1 NC | R-Red G-Green Y-Yellow | 121 |
| | | | 3 - 1 NO + 1 NC 4 - 2 NO 5 - 2 NC | W-White B-Blue A-Amber C-Black | 177 |
|   | Projecting Head Push Function | EE□□PD1 | 1 - 1 NO 2 - 1 NC | R-Red G-Green Y-Yellow | 121 |
| | | | 3 - 1 NO + 1 NC 4 - 2 NO 5 - 2 NC | W-White B-Blue A-Amber C-Black | 177 |
|   | Mushroom Head Push - Turn | EE□□MH1 | 1 - 1 NO 2 - 1 NC | R-Red G-Green Y-Yellow | 178 |
| | | | 3 - 1 NO + 1 NC 4 - 2 NO 5 - 2 NC | C-Black | 242 |
|   | Mushroom Head Push - Function | EE□□MD1 | 1 - 1 NO 2 - 1 NC | R-Red G-Green Y-Yellow | 151 |
| | | | 3 - 1 NO + 1 NC 4 - 2 NO 5 - 2 NC | C-Black | 206 |
|   | Symmetric Head Actuator | 2 Position | 1 - 1 NO 2 - 1 NC 3 - 1 NO + 1 NC (Left NO) 4 - 2 NO 5 - 2 NC 6 - 1 NO + 1 NC (Right NO) | R-Red G-Green W-White C-Black | 245 |
| | |  Non Spring Return EE□□SK1 | | | |
| | |  Spring Return EE□□SI1 | | | |
| | | 3 Position | | | |
| | |  Non Spring Return EE□□SL1 | | | |
| | |  Spring Return EE□□SJ1 | | | |
|  Spring Return L. H. EE□□SM1 | | | | | |
|  Spring Return R. H. EE□□SN1 | | | | | |
|   | Lever Head | 2 Position | 1 - 1 NO 2 - 1 NC 3 - 1 NO + 1 NC (Left NO) 4 - 2 NO 5 - 2 NC 6 - 1 NO + 1 NC (Right NO) | R-Red G-Green W-White C-Black | 245 |
| | |  Non Spring Return EE□□LK1 | | | |
| | |  Spring Return EE□□LI1 | | | |
| | | 3 Position | | | |
| | |  Non Spring Return EE□□LL1 | | | |
| | |  Spring Return EE□□LJ1 | | | |
| | |  Spring Return L. H. EE□□LM1 | | | |
| | |  Spring Return R. H. EE□□LN1 | | | |


Gen Next Integral Actuator [8536]

|   | Description | Cat. No. | Contact Configuration (3 rd Digit) | Colour (4 th Digit) | M.R.P. (₹) Per Unit | |
|---|---|---|---|--------------------------------|---------------------|---|
| | Lock & Key Rotary Type | 2 Position | | 1 - 1 NO 2 - 1 NC | C-Black | 314 |
| | |  Non Spring Return EE□□KK1 | EE□□KK1 | | | |
| | |  Spring Return EE□□KI1 | | EE□□KI1 | | |
| | | 3 Position | | | | 3 - 1 NO + 1 NC (Left NO) 4 - 2 NO 5 - 2 NC 6 - 1 NO + 1 NC (Right NO) |
| | |  Non Spring Return EE□□KL1 | EE□□KL1 | | | |
| | |  Spring Return EE□□KJ1 | | EE□□KJ1 | | |
| |  Spring Return L. H. EE□□KM1 | EE□□KM1 | | | | |
|  Spring Return R. H. EE□□KN1 | EE□□KN1 | | | | | |

Note * - In 2 position selector actuator, for operating style  replace 6th digit from K to R and for operating style  replace 6th digit from K to T





Panel Mounted Buzzer Ø 22.5 mm [8531]

- IP20 protection
- 80dB at 1 m distance
- Low Power consumption < 0.6W




|  | Description | Electrical Rating | Cat. No. | M.R.P. (₹) Per Unit | |
|---|--|-------------------|-----------|---------------------|------------|
| | 22.5 mm Panel Mounted Buzzer Black colour | | 240 VAC | EG15R00C240A | 287 |
| | | | 110 VAC | EG15R00C110A | 287 |
| | | | 64 VAC/DC | EG15R00C064C | 287 |
| | | | 48 VAC/DC | EG15R00C048C | 287 |
| | | | 30 VAC/DC | EG15R00C030C | 287 |
| | | | 24 VAC/DC | EG15R00C024C | 287 |
| | | | 12 VAC/DC | EG15R00C012C | 287 |

Gen Next Push Button Stations [8536]

- Dimension
- Single Station : 65 x 55 x 33 mm
 - Two Station : 100 x 55 x 53 mm
 - Three Station : 134 x 55 x 53 mm
 - Eight Station : 305 x 55 x 53 mm

| | Description | Cat. No. | M.R.P. (₹) Per Unit |
|---|--|-----------------|---------------------|
|  | Flush Head Actuator - Red with Legend - STOP Contact - 1 'NC' | EP1FAC01 | 469 |
| | Flush Head Actuator - Green with Legend - START Contact - 1 'NO' | EP1FAB02 | 469 |
|  | Two Position Symmetric Head Selector Switch - Black with Legend - OFF / ON Contact - 1 'NO' | EP1FAF08 | 616 |
|  | Two Position Lock & Key Rotary Switch with Legend - OFF / ON Contact - 1 'NO' | EP1FAF12 | 682 |
|  | Mushroom Head Actuator 'Push Function' with Legend - STOP Contact - 1 'NC' for Stop | EP1FAC03 | 499 |

Gen Next Push Button Stations [8536]

| | Description | Cat. No. | M.R.P. (₹) Per Unit |
|---|---|----------------------|------------------------|
|  | Mushroom Head Actuator 'Push Turn Type' with Legend - STOP Contact - 1 'NC' for Stop | EP1FAC05 | 608 |
|  | Flush Head Actuator - Green with Legend - START Contact - 1 'NO' (Station One) | EP2FAH0201 | 682 |
| | Flush Head Actuator - Red with Legend - STOP Contact - 1 'NC' | | |
|  | Flush Head Actuator - Green with Legend - START Contact - 1 'NO' (Station One) | EP2FAH0205 | 753 |
| | Mushroom Head Actuator 'Push Turn Type' with Legend - STOP Contact - 1 'NC' (Station Two) | | |
|  | LED Indicator 240 VAC - Red (Station One) | EP3FAUI1X0201 | 918 |
| | Flush Head Actuator - Green with Legend - START Contact - 1 'NO' (Station Two) | | |
| | Flush Head Actuator - Red with Legend - STOP Contact - 1 'NC' (Station Three) | | |
|  | Flush Head Actuator - Green with Legend - FORWARD Contact - 1 'NO' (Station Two) | EP3FAR020102 | 861 |
| | Flush Head Actuator - Red with Legend - STOP Contact - 1 'NC' (Station Two) | | |
| | Flush Head Actuator - Green with Legend - REVERSE Contact - 1 'NO' (Station Three) | | |
|  | Flush Head Actuator - Green with Legend - UP Contact - 1 'NO' (Station Two) | EP3FAS020102 | 861 |
| | Flush Head Actuator - Red with Legend - STOP Contact - 1 'NC' (Station Two) | | |
| | Flush Head Actuator - Green with Legend - DOWN Contact - 1 'NO' (Station Three) | | |
|  | All 7 Flush Head Actuators with NO Contact & Mushroom Head Push Turn | EP8F02 | 2440 |
| | 8 Way push button pendant with hanging provision | EP8F04 | 2611 |
| | Single Station Enclosure Box without Actuator | EP1FAA ^{\$} | 260 |
| | Two Station Enclosure Box without Actuator | EP2FAA ^{\$} | 275 |
| | Three Station Enclosure Box without Actuator | EP3FAA ^{\$} | 284 |
| | Eight Station Enclosure Box without Actuator | EP8FAA ^{\$} | 475 |

Note: 1. All Gen next push button stations contains integral Actuators.

2. Only integral actuators can be used for converting Gen next enclosure boxes into Gen Next push button station.

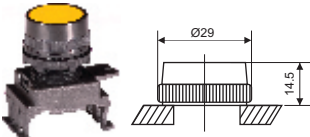
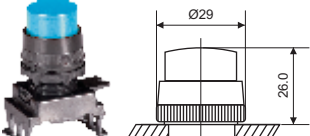
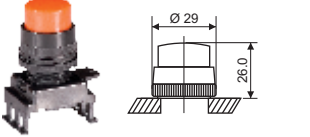
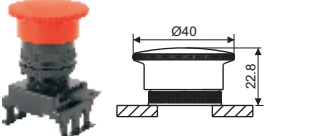
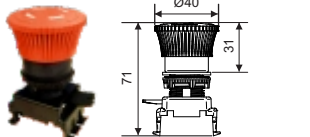
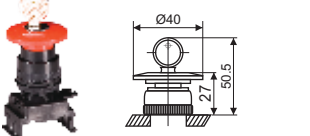
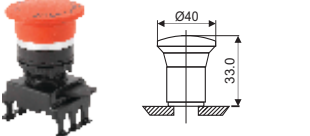
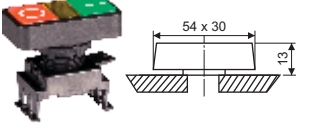
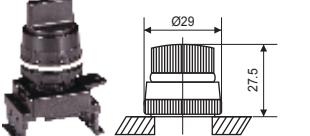






3. For any other combination of actuators/indicators in push button stations please contact nearest branch office.

4. EP8F04 is available in single speed for crane application.

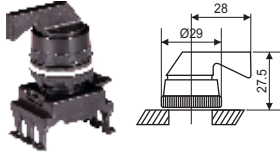






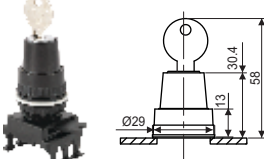






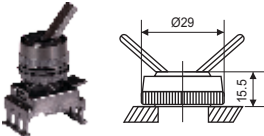

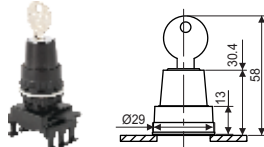

\$ Chapter ID : 8538.



Standard Push Button & Selector Actuators Ø 22.5 mm [8538]

- Contact blocks HC61A2 & HC61B2

| | Description | Cat. No. | Colour (6 th Digit) | M.R.P. (₹) Per Unit |
|---|--|---|--|---------------------|
|  | Flush Head | HD15C□ | 1-Red 2-Green 3-Black 4-Yellow 5-White/Opal 6-Blue 7-Orange 8-Colorless | 122 |
|  | Projecting Head 'Push Function' | HD45C□ | 1-Red 2-Green 3-Black 4-Yellow 5-White/Opal 6-Blue 7-Orange 8-Colorless | 122 |
|  | Projecting Head 'Push - Push Function' | HF45C□ | 1-Red 2-Green 3-Black 4-Yellow 5-White/Opal 6-Blue 7-Orange | 264 |
|  | Mushroom Head Ø 40 mm 'Push Function' | HD55C□ | 1-Red 2-Green 3-Black 4-Yellow | 167 |
|  | Mushroom Head 'Push Turn' | HH55C□ | 1-Red 2-Green 3-Black 4-Yellow | 228 |
|  | Mushroom Head With Lock & Key | HQ55C□ | 1-Red 2-Green 3-Black 4-Yellow | 441 |
|  | Mushroom Head 'Push Pull' | HG55B□ | 1-Red 2-Green 3-Black 4-Yellow 6-Blue | 405 |
|  | Twin Touch | HD15G□ | 3-Black | 237 |
|  | Symmetric Head | <p>2 Position</p> <p>Non Spring Return  HK65C□</p> <p>Spring Return  HI65C□</p> <p>3 Position</p> <p>Non Spring Return  HL65C□</p> <p>Spring Return  HJ65C□</p> <p>Spring Return from L. H.  HM65C□</p> <p>Spring Return from R. H.  HN65C□</p> | 1-Red 2-Green 3-Black 5-White/Opal | 324 |
| 345 | | | | |

Standard Push Button & Selector Actuators Ø 22.5 mm [8538]

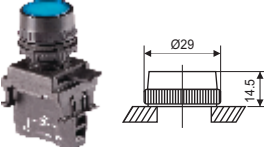
| | Description | Cat. No. | Colour (4 th Digit) | M.R.P. (₹) Per Unit | |
|---|--|---|---|---------------------|-----|
|  | 2 Position | | 1-Red 3-Black 5-White/Opal | 324 | |
| | Non Spring Return |  HK75C□ | | | |
| | Spring Return |  HI75C□ | | | |
| | 3 Position | | | 3-Black | 345 |
| | Non Spring Return |  HL75C□ | | | |
| | Spring Return |  HJ75C□ | | | |
| | Spring Return from L. H. |  HM75C□ | | | |
| Spring Return from R. H. |  HN75C□ | | | | |
|  | 2 Position | | 3-Black | 441 | |
| | Non Spring Return |  HK85C□ | | | |
| | Spring Return |  HI85C□ | | | |
| | 3 Position | | | 3-Black | 464 |
| | Non Spring Return |  HL85C□ | | | |
| | Spring Return |  HJ85C□ | | | |
| | Spring Return from L. H. |  HM85C□ | | | |
| Spring Return from R. H. |  HN85C□ | | | | |
|  | 2 Position | | 1-Red 2-Green 3-Black 4-Yellow 5-White/Opal | 272 | |
| | Non Spring Return |  HP95C□ | | | |
|  | 2 Position | | 3-Black | 464 | |
| | Non Spring Return |  HH85C□ | | | |

Note * - In 2 position selector actuator, for operating style  replace 2nd digit from K to R and for operating style  replace 2nd digit from K to T
 ** For Lock & Key, Key removable position Left, Right or Both

- Note :**
1. Actuators & Selector Actuators with black ABS collar are offered as Standard eg. : **HD15 C1**
 2. Actuators (except Mushroom Head Push - Pull & all types of twin touch Actuators) are also available with PU Coated ABS & Brass collar
 - For PU Coated ABS Collar replace 5th digit C by A eg. : **HD15 A1**
 - For Brass Chrome plated ABS Collar replace C by B eg. : **HD15 B1**
 3. For Non-Illuminated Actuator / Selector Actuator at least 1 NO or NC Block required to make a complete Assembly eg. HD15C1 + HC61A2 makes complete assembly of flush head actuator with 1 NO Block



Standard Illuminated Actuators With LED [8531]

- Illuminated Actuators Pre-assembled with LED Holder ● Contact blocks HC61A2 & HC61B2



| | Description | Cat. No. | Colour (4 th Digit) | Voltage (5 th , 6 th , 7 th & 8 th Digit) | M.R.P. (₹) Per Unit |
|---|-------------|-------------------|---|--|---------------------|
|  | Flush Head | EAL□□□□FD1 | R-Red G-Green Y-Yellow A-Amber | 012C - 12 VAC/DC 024C - 24 VAC/DC 048C - 48 VAC/DC 064C - 64 VAC/DC 110A - 110 VAC 110D - 110 VDC | 310 |
| | | | B-Blue W-White | 240A - 240 VAC 220D - 220 VDC | 587 |

Standard Illuminated Actuators With LED [8531]

| | Description | Cat. No. | Colour (4 th Digit) | Voltage (5 th , 6 th , 7 th & 8 th Digit) | M.R.P. (₹) Per Unit |
|---|--|--|---|--|---------------------|
|  | Projecting Head (Push Function) | EAL□□□□PD1 | R-Red G-Green Y-Yellow A-Amber | 012C - 12 VAC/DC 024C - 24 VAC/DC 048C - 48 VAC/DC 064C - 64 VAC/DC 110A - 110 VAC 110D - 110 VDC | 310 |
| | | | B-Blue W-White | 110D - 110 VDC 240A - 240 VAC 220D - 220 VDC | 587 |
|  | Projecting Head (Push - Push Function) | EAL□□□□PF1 | R-Red G-Green Y-Yellow A-Amber | 012C - 12 VAC/DC 024C - 24 VAC/DC 048C - 48 VAC/DC 064C - 64 VAC/DC 110A - 110 VAC 110D - 110 VDC | 452 |
| | | | B-Blue W-White | 110D - 110 VDC 240A - 240 VAC 220D - 220 VDC | 728 |
|  | Twin Touch | EAL□□□□TD1 | Y-Yellow A-Amber | 012C - 12 VAC/DC 024C - 24 VAC/DC 048C - 48 VAC/DC 064C - 64 VAC/DC 110A - 110 VAC 110D - 110 VDC 240A - 240 VAC 220D - 220 VDC | 406 |
|  | Selector Actuator with Gen Next LED | 2 Position Non Spring Return  EAL□□□□SK1 | R-Red G-Green Y-Yellow A-Amber | 012C - 12 VAC/DC 024C - 24 VAC/DC 048C - 48 VAC/DC 064C - 64 VAC/DC 110A - 110 VAC 110D - 110 VDC 240A - 240 VAC 220D - 220 VDC | 490 |
| | | 2 Position Spring Return  EAL□□□□SI1 | B-Blue W-White | | 728 |
| | | 3 Position Non Spring Return  EAL□□□□SL1 | R-Red G-Green Y-Yellow A-Amber | | 513 |
| | | 3 Position Spring Return  EAL□□□□SJ1 | B-Blue W-White | | |
| | | 3 Position Spring Return from L. H.  EAL□□□□SM1 | B-Blue W-White | | 752 |
| | | 3 Position Spring Return from R. H.  EAL□□□□SN1 | | | |

Note* : 1) In 2 position selector actuator, for operating style  replace 10th digit from K to R and for operating style  replace 10th digit from K to T.
 2) Assembly comes with LED holder. Please order contact block HC61A2 and HC61B2 separately.
 3) For Illuminated Actuators / Selector Actuators at least 1 LED Holder is required for electrical connection.

Standard Modular Contact Blocks

| | Description | Cat. No. | Colour (4 th Digit) | Voltage (5 th , 6 th , 7 th & 8 th Digit) | M.R.P. (₹) Per Unit |
|--|--------------------------------|----------|--|--|----------------------------|
|  [8538] | 'NO' Block | HC61A2 | - | - | 92 |
| | 'NC' Block | HC61B2 | - | - | 92 |
|  [8531]* | LED Holder for Standard series | EHL□□□□□ | R-Red G-Green Y-Yellow A-Amber B-Blue W-White | 012C - 12 VAC/DC 024C - 24 VAC/DC 048C - 48 VAC/DC 064C - 64 VAC/DC 110A - 110 VAC 110D - 110 VDC 240A - 240 VAC 220D - 220 VDC | 189 441 Blue & White |

Universal Push Button Stations (in ABS Engineering plastic body) [8536]

Dimension • Single Station : 75 x 75 x 56 mm • Two Station : 127 x 75 x 56 mm
• Three Station : 160 x 75 x 56 mm

| | Description | Cat. No. | M.R.P. (₹) Per Unit |
|---|---|--------------|------------------------|
|  | Flush Head Actuator - Red with Laser Marking - STOP Contact - 1 'NC' | EWS1C01AC062 | 567 |
|  | Flush Head Actuator - Green with Laser Marking - START Contact - 1 'NO' | EWS1C01AC063 | 567 |
|  | Two Position Symmetric Head Selector Switch - Black with Laser Marking - OFF / ON Contact - 1 'NO' | EWS1C01AF064 | 749 |
|  | Illuminated Actuator - Green with Laser Marking - ON Contact - 1 'NO' - 240 VAC | EWS1C01AA070 | 669 |
|  | Two Position Lock & Key Rotary Switch with Laser Marking - OFF / ON Contact - 1 'NO' | EWS1C01AF065 | 847 |
|  | Mushroom Head Actuator 'Push Function' with Laser Marking - STOP Contact - 1 'NC' for Stop | EWS1C13AC054 | 603 |
|  | Mushroom Head Actuator 'Push Turn type' with Laser Marking - STOP Contact - 1 'NC' for Stop | EWS1C13AC051 | 681 |
|  | "Mushroom Head Actuator with Lock and Key on Yellow Cover, with Laser Marking - STOP, Contact - 1 'NC' for Emergency Stop" | EWS1C13AC066 | 829 |
|  | Push Button Station with Push Pull Emergency Switch, Red with 1 NC | EWS1C13AC069 | 736 |
|  | Flush Head Actuator - Green with Laser Marking - START Contact - 1 'NO' (Station One) Flush Head Actuator - Red with Laser Marking - STOP Contact - 1 'NC' (Station Two)" | EWS2C01AH045 | 819 |
|  | Flush Head Actuator - Green with Laser Marking - START Contact - 1 'NO' (Station One) Mushroom Head Actuator 'Push Turn Type' with Laser Marking - TOP Contact - 1 'NC'" | EWS2C01AH067 | 908 |
|  | Flush Head Actuator - Green with Laser Marking - START Contact - 1 'NO' (Station One) Mushroom Head Actuator 'Lock & Key Type' with Laser Marking - STOP Contact - 1 'NC'" | EWS2C01AH068 | 1072 |
|  | Pilot Light 240 VAC White (Station One) Flush Head Actuator - Green with Laser Marking - START Contact - 1 'NO' (Station Two) Flush Head Actuator - Red with Laser Marking - STOP Contact - 1 'NC' (Station Three)" | EWS3C01AH048 | 1110 |
|  | Flush Head Actuator - Green with Laser Marking - FORWARD Contact - 1 'NO' (Station One) Flush Head Actuator - Red with Laser Marking - STOP Contact - 1 'NC' (Station Two) Flush Head Actuator - Green with Laser Marking - REVERSE Contact - 1 'NO' (Station Three)" | EWS3C01BJ055 | 1040 |
|  | Flush Head Actuator - Green with Laser Marking - UP Contact - 1 'NO' (Station One) Flush Head Actuator - Red with Laser Marking - STOP Contact - 1 'NC' (Station Two) Flush Head Actuator - Green with Laser Marking - DOWN Contact - 1 'NO' (Station Three)" | EWS3C01AS055 | 1040 |

Universal Push Button Stations (in ABS Engineering plastic body) [8538]


Push Buttons Station Enclosure

- Dimension
- Single Station : 75 x 75 x 56 mm
 - Two Station : 127 x 75 x 56 mm
 - Three Station : 160 x 75 x 56 mm
 - Four Station : 215 x 75 x 70 mm
 - Five Station : 270 x 75 x 71 mm

|  | Description | Cat. No. | M.R.P. (₹) Per Unit |
|--|--|------------------|------------------------|
| | Enclosure Grey-Black single hole | EWS1C01AA | 330 |
| | Enclosure Grey-Black & 2 hole of Ø 22.5 | EWS2C01AA | 428 |
| | Enclosure Grey-Black & 3 holes of Ø 22.5 | EWS3C01AA | 524 |
| | Enclosure Grey-Black & 4 holes of Ø 22.5 | EWS4C01AA | 737 |
|  | Enclosure Yellow-Black single hole | EWS1C13AA | 330 |
| | Enclosure Yellow-Black & 2 hole of Ø 22.5 | EWS2C13AA | 428 |
| | Enclosure Yellow-Black & 3 holes of Ø 22.5 | EWS3C13AA | 524 |
| | Enclosure Yellow-Black & 4 holes of Ø 22.5 | EWS4C13AA | 737 |
| | Enclosure Yellow-Black & 5 holes of Ø 22.5 | EWS5C13AA | 850 |


Standard All Purpose Enclosures [8538]

Dimension: 110 x 80 x 65 mm


|  <p>Note : with plastic screws</p> | Description | Cat. No. | M.R.P. (₹) Per Unit |
|---|------------------------------|-----------------|------------------------|
| | All Grey without hole | HF999000 | 322 |
| | All Grey & 1 hole of Ø 22.5 | HF999001 | 322 |
| | All Grey & 2 holes of Ø 22.5 | HF999002 | 322 |





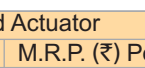
Note: All series actuators and contact block can be used to convert all purpose enclosure box into standard push button station.


Accessories and Spares [8538]


| Metal Plates - Spare | Description | Cat. No. | M.R.P.(₹) Per Unit |
|---|-------------|-----------|--------------------|
|  | Small | HH2420122 | 21 |
| | Large | HH2420124 | 21 |
| | Square | HH2420123 | 21 |

Note: Printing as per customer requirement

| Fixing Device | Cat. No. | M.R.P. (₹) Per Unit |
|---|----------|---------------------|
|  | HH192000 | 72 |

| Plastic Plate | Cat. No. | M.R.P. (₹) Per Unit |
|---|-----------|---------------------|
|  Yellow legend plate | HB135000 | 61 |
|  Padlock Yellow (for Mushroom head Actuator) | HF192024 | 152 |
|  Padlock Transparent (for Flush head Actuator) | HF192025 | 138 |
|  Protecting Shroud for Emergency Push Button | HF195020A | 70 |
|  Protecting Shroud | HF195004 | 61 |




| Shroud (Boot) for Actuator | Colour | Standard Actuator | | Gen Next Actuator | |
|---|------------|-------------------|---------------------|-------------------|---------------------|
| | | Cat. No. | M.R.P. (₹) Per Unit | Cat. No. | M.R.P. (₹) Per Unit |
|  (For IP67 protection of actuators) | White | NA | NA | HB17101 | 28 |
| | Red | HH152002 | 25 | HB17301 | |
| | Green | HH153003 | | HB17401 | |
| | Black | HH154004 | | NA | |
| | Yellow | HH155005 | | HB17501 | |
| | Blue | NA | NA | HB17701 | 34 |
| | Amber | NA | NA | HB17801 | |
| | Colourless | HH150100 | 34 | HB190003 | |

| Spare Lens Cap | Colour | Cat. No. | | M.R.P. (₹) Per Unit |
|--|------------|-----------------|-------------|---------------------|
| | | Non Illuminated | Illuminated | |
|  | Red | HB103002 | HB103103 | 20 |
| | Green | HB104000 | HB104101 | |
| | Black | HB102006 | NA | |
| | Yellow | HB105008 | HB105109 | |
| | White/Opal | HB101004 | HB101105 | |
| | Blue | HB107010 | HB107111 | |
| | Orange | HB108012 | HB108113 | |
| | Colourless | NA | HB100107 | |

Note: It can be used for Gen Next as well as standard actuators.

| | Cat. No. | Colour | M.R.P. (₹) Per Unit |
|--|----------|---------------------|---------------------|
| Collar (For Flush/ Projecting Head)  | HB196000 | Chrome Plated 'ABS' | 18 |
| | HB192000 | Black | 18 |
| | HB326000 | Brass | 59 |
| Adaptor Ring * (For 30 to 22 mm in Panel Cutout conversion)  | HH180000 | Gray | 26 |
| | HH182004 | Black | |
| | HH196006 | Chrome Plated 'ABS' | |
| Blanking Plugs  | HH180002 | Gray | 50 |
| | HH182009 | Black | |
| | HH196010 | Chrome Plated 'ABS' | |
| Center Indication Strip (For Twin Touch Actuator)  | HB102058 | Black | 50 |
| | HB105163 | Yellow | |
| | HB108169 | Orange | |
| | HB100161 | Colourless | |

* It can be used to convert Gen Next actuator series to TK3 Ø30 mm mounting.

| Clips for Modular Blocks | Description | Cat. No. | M.R.P. (₹) Per Unit | Clips for Modular Blocks | Description | Cat. No. | M.R.P. (₹) Per Unit |
|---|--|----------|---------------------|--|--|-----------------|---------------------|
|  | Second Row Clip (For Vertical Cascading) | HC122030 | 28 |  | First Row Clip | HC922002 | 28 |
| | Side Row Clip (For Horizontal Cascading) | HC929002 | | |  | Single Leg Clip | |

Note: First Row Clip is included for all std series Push Button Actuators, Selector Actuators & Mushroom Head Assembly

Disclaimer for Modular Remote Control Unit

Every effort as to the correctness or sufficiency of the information and data contained in the catalogue is made. We however cannot accept any liability for the accuracy or completeness of the information and data provided. No claims in this regard shall consequently be accepted.

We reserve the right to make changes, without prior notice, in the catalogue.

Products with CAT no. having, with or without, dot as suffix are same.

These products are manufactured by



Discontinued products

The following products have been discontinued Timing Devices & Supply Monitors

| Timer Type | Discontinued | | Alternate | |
|---------------|----------------------------|--|-----------|-----------|
| | Family | Cat. Nos. | Family | Cat. Nos. |
| Timer | EM2000 | C□□□B1 | Micon 225 | 2AODT5 |
| Time switches | Astro GSM Accessorie | 19D2000C, 19D20B00, 19A1000B, T2DDT0, TGDDT6, GFDNN1,GFDNN3M | Astro Pro | AS2DCDS |

Push Button Stations

| Product | Stations | Description | Discontinued Cat No. | Alternate Cat No. |
|----------------------|----------|--|----------------------|-------------------|
| Push button stations | 1 | Red flush head actuator with 1 NC contact | JAA10000 | EWS1C01AC062 |
| | 1 | Green flush head actuator with 1 NO contact | JAB20000 | EWS1C01AC063 |
| | 1 | Illuminated Green Actuator with Laser Marking - Start Contact - 1 'NO' - 240 VAC | JAD60000 | EWS1C01AA070 |
| | 1 | Two position symmetric head actuator with 1 NO | JAH20000 | EWS1C01AF064 |
| | 1 | Two position lock and key actuator with 1 NO | JAI20000 | EWS1C01AF065 |
| | 1 | Mushroom head actuator push function with 1 NC contact | JAE10000 | EWS1C13AC054 |
| | 1 | Mushroom head actuator push turn function with 1 NC contact | JAF10000 | EWS1C13AC051 |
| | 1 | Mushroom head lock and key actuator with 1 NC contact | JAG10000 | EWS1C13AC066 |
| | 1 | Mushroom head actuator push pull function with 1 NC contact | TJ51B2 | EWS1C13AC069 |
| | 2 | Red flush head actuator with 1 NC contact + Green flush head actuator with 1 NO contact | JBB2A100 | EWS2C01AH045 |
| | 2 | Green flush head actuator with 1 NO contact + Mushroom head actuator (push turn) with 1 NO contact | JBB2F100 | EWS2C01AH067 |
| | 2 | Green flush head actuator with 1 NO contact + Mushroom head actuator(lock and key type) with 1 NO contact | JBB2G100 | EWS2C01AH068 |
| | 3 | Pilot light+ Red flush head actuator with 1 NO + Green flush head with 1 NC contact (Start Stop) | JCZ4B2A1 | EWS3C01AH048 |
| | 3 | 2 Flush head Green actuator with 1 NO contact+Flush head Red Actuator with 1 NC contact (Forward-Stop-Reverse) | JDB2A1B2 | EWS3C01BJ055 |
| | 3 | 2 Flush head Green actuator with 1 NO contact+Flush head Red Actuator with 1 NC contact (Up-Stop-Down) | JEB2A1B2 | EWS3C01AS055 |
| | 1 | Single hole enclosure | Hf999004 | EWS1C01AA |
| | 2 | 2 hole enclosure | HF999005 | EWS2C01AA |
| | 3 | 3 hole enclosure | HF999003 | EWS3C01AA |
| | 3 | 1 hole enclosure Yellow/Grey HF995001 | HF995001 | EWS1C13AA |
| | 3 | 4 hole enclosure HF999024 | HF999024 | EWS4C13AA |

General Terms

All prices are on maximum retail price basis inclusive of all duties, GST & any other Tax as applicable.

Prices are subject to revision without notice.

Warranty Policy

All the products listed in the price list carry a warranty, against manufacturing defects for a period of 18* months from the date of purchase.

Should the product prove to be defective due to faulty workmanship or otherwise, we will remedy the defect or replace the faulty parts or the whole product at our discretion, as soon as possible, free of cost.

The warranty is however subject to the provision of proper usage, efficient maintenance and does not cover defects arising out of fire, accident, inefficient maintenance, faulty operation and willful or accidental damage. It also does not cover damage to power electronic components like thyristors & IGBTs, which fail predominantly due to over-temperature & over-voltage. The user needs to take adequate precautions to eliminate these conditions. The manufacturer shall not be liable for any consequential loss, injury or damages attributable to defect or failure of its products.

Comprehensive Service Support

L&T Electrical & Automation (E&A) has over five decades of experience in providing after sales service for low voltage distribution system in every type of industry & commercial complex in India

E&A offers the following services, partnering you in your maintenance of low voltage distribution products:

- Regular Maintenance
- Preventive Maintenance Programme
- On Call
- Annual Maintenance Contract
- Product Support for Managing Obsolescence-
Retrofitting & Upgradation of your switchgear products

Get the Switchgear Training Edge!

Aimed at maximizing productivity, conserving energy, minimizing costs and enhancing safety, our Electrical & Automation training programmes have benefitted over 1.77 Lakh professionals in the last 30 years. These training programmes are highly beneficial as they provide right exposure and impart knowledge on selection, installation, maintenance and testing of Electrical & Automation Products.

So gain the advantage and go the extra mile with:

- 14 courses on contemporary topics
- Courses applicable to all switchgear brands
- Training Centers in Pune, Lucknow, Coonoor, Vadodara, Delhi & Kolkata
- Blend of theory and practical experience

The typical training programmes cover:

- Low Voltage & Medium Voltage Switchgear
- Switchboard Electrical Design
- AC Drives & Building Management Solutions
- Protective Relays & Earthing
- Power Quality Solutions

Please contact any of the training centres for participation and detailed training programme schedule.



Pune
L&T Electrical & Automation
Switchgear Training Centre
T-156 / 157, MIDC,
Bhosari, Pune - 411 026
Tel: 020 2712 0037 / 2712 0653
E-mail: stc-pune@Lntebg.com



Lucknow
L&T Electrical & Automation
Switchgear Training Centre
C-6 & 7, UPSIDC,
P. O. Sarojinagar,
Lucknow - 226 008
Tel: 0522 247 6015 / 97944 54455
E-mail: stc-lucknow@Lntebg.com



Delhi
L&T Electrical & Automation
Switchgear Training Centre
A-25, Imperia Complex, First Floor
Mohan Cooperative Industrial Estate
Near Sarita Vihar / Mohan Estate Metro Station
Main Mathura Road, New Delhi - 110044
Tel: 9899020306, 9720186726, 9560845094
E-mail: stc-delhi@Lntebg.com



Coonoor
L&T Electrical & Automation
Switchgear Training Centre
Ooty-Coonoor Main Road
Yellanahalli P.O.,
The Nilgiris - 643 243
Tel. : 0423 251 7107
E-mail: stc-coonoor@Lntebg.com



Vadodara
L&T Electrical & Automation
Switchgear Training Centre
Behind L&T Knowledge City,
Near Village Ankhol,
Vadodara - 390019
Tel: 0265 6147805 / 6147808
E-mail: stc-vadodara@Lntebg.com



Kolkata
L&T Electrical & Automation,
Switchgear Training Centre,
2nd Floor, Block BN3, Sector V,
Salt Lake City,
Kolkata - 700091, West Bengal
Contact No. : 9051580700 / 9874448612
E-mail: stc-kolkata@Lntebg.com

Electrical Standard Products (ESP) Offices:

HEAD OFFICE

L&T Electrical & Automation
TC-II, Tower B, Prima Bay,
Gate No. 5, Saki Vihar Road, Powai,
MUMBAI - 400072.
Tel: 022-67052874 / 2737 / 1156
e-mail: cic@Lntebg.com

BRANCH OFFICES

L&T Electrical & Automation
C-01, The First Commercial Complex,
B/S Keshavbaug Party Plot, Vastrapur,
Ahmedabad - 380015
Toll Free: 1800 233 5858 / 1800 200 5858
e-mail: CIC@Lntebg.com

L&T Electrical & Automation
Wework Central, #36 Infantry Road,
Bangalore - 560 001
Toll Free: 1800 233 5858 / 1800 200 5858
e-mail: CIC@Lntebg.com

L&T Electrical & Automation
Under O Launchpad, 4th floor,
Esplanade 1, Rasulgarh
Bhubaneswar - 751010
Toll Free: 1800 233 5858 / 1800 200 5858
e-mail: CIC@Lntebg.com

L&T Electrical & Automation
4th floor, SCO-54,55,56,
Sector -17A
Chandigarh - 160017
Toll Free: 1800 233 5858 / 1800 200 5858
e-mail: CIC@Lntebg.com

L&T Electrical & Automation
Olympia Technology Park,
10th Floor, CITIUS A Block,
Plot No. 1, Phase 1, Guindy,
Chennai - 600032
Toll Free: 1800 233 5858 / 1800 200 5858
e-mail: CIC@Lntebg.com

L&T Electrical & Automation
Playworkz Coworking Space
43 & 44, 3rd Cross, Bharathy
Colony, Peelamedu,
Coimbatore - 641004
Toll Free: 1800 233 5858 / 1800 200 5858
e-mail: CIC@Lntebg.com

L&T Electrical & Automation
3rd Floor, 1&2 Vijay Park,
Main Chakrata Road,
Near Ballapur chowk,
Dehradun - 248001
Toll Free: 1800 233 5858 / 1800 200 5858
e-mail: CIC@Lntebg.com

L&T Electrical & Automation
Ground Floor, B-27, Bipalab Rashbihari Sarani,
Sector 2A, Bidhan Nagar,
Durgapur - 713212
Toll Free: 1800 233 5858 / 1800 200 5858
e-mail: CIC@Lntebg.com

L&T Electrical & Automation
6th floor, Exotica Greens, A Block, 191,
R G Baruah Road, Guwahati Central,
Guwahati - 781005
Toll Free: 1800 233 5858 / 1800 200 5858
e-mail: CIC@Lntebg.com

L&T Electrical & Automation
AWFIS space solutions, Prestige Phoenix,
4th floor, 1405, Umanagar, Begumpet,
Hyderabad - 500016
Toll Free: 1800 233 5858 / 1800 200 5858
e-mail: CIC@Lntebg.com

L&T Electrical & Automation
Shri Daneshwari, 1st Floor,
Plot No. 17, 2nd Cross,
Near Old Income Tax Office Road,
Vidyanagar,
Hubli - 580021
Toll Free: 1800 233 5858 / 1800 200 5858
e-mail: CIC@Lntebg.com

L&T Electrical & Automation
Workie, 214 - 2nd Floor,
Apollo Premier, PU-4,
Scheme No. 54,
Vijay Nagar Square,
Indore - 452010
Toll Free: 1800 233 5858 / 1800 200 5858
e-mail: CIC@Lntebg.com

L&T Electrical & Automation
Office No 430, 4th floor,
Jaipur Electronic Market
Near Riddhi Siddhi Circle,
Shri Hans Marg, Mohan Nagar,
Triveni Nagar, Arjun Nagar,
Jaipur - 302018
Toll Free: 1800 233 5858 / 1800 200 5858
e-mail: CIC@Lntebg.com

L&T Electrical & Automation
GDR Siddha, Ground Floor, N Road
Bistupur, Opposite of St. Mary's Church.
Jamshedpur - 831001
Toll Free: 1800 233 5858 / 1800 200 5858
e-mail: CIC@Lntebg.com

L&T Electrical & Automation
Business Communication Centre
2nd Floor, Chiramel Chambers,
Kurisupally Road,
Ravipuram,
Kochi - 682 015
Toll Free: 1800 233 5858 / 1800 200 5858
e-mail: CIC@Lntebg.com

L&T Electrical & Automation
Block BN-3, Sector -V, Salt lake city,
Kolkata - 700091
Toll Free: 1800 233 5858 / 1800 200 5858
e-mail: CIC@Lntebg.com

L&T Electrical & Automation
No. 10, Fortuna Towers, 2nd floor,
Rana Pratap Marg, Near NBRI
Lucknow - 226001
Toll Free: 1800 233 5858 / 1800 200 5858
e-mail: CIC@Lntebg.com

L&T Electrical & Automation
El Dorado Building 3rd Floor,
6, Venkatraman Street,
Chinna Chokkikulam
Madurai - 625 002
Toll Free: 1800 233 5858 / 1800 200 5858
e-mail: CIC@Lntebg.com

L&T Electrical & Automation
TC II, Tower B, PRIMA BAY
Gate no. 5, Saki Vihar Road Powai,
Mumbai - 400072
Toll Free: 1800 233 5858 / 1800 200 5858
e-mail: CIC@Lntebg.com

L&T Electrical & Automation
Unnati Building, 2nd floor
Automation Campus
A-600, TTC Industrial area
Shil-Mahape road, Mahape
Navi Mumbai - 400710
Toll Free: 1800 233 5858 / 1800 200 5858
e-mail: CIC@Lntebg.com

L&T Electrical & Automation
M1 & M2, Mezzanine Floor,
Himalaya Excellency, Plot No- C - 47,
Pratap Nagar Square,
Nagpur - 440022
Toll Free: 1800 233 5858 / 1800 200 5858
e-mail: CIC@Lntebg.com

L&T Electrical & Automation
A25, 1st Floor, Imperia Complex,
Mohan Corporative Industrial Estate,
Near Sarita Vihar Metro Station,
Mathura Road,
New Delhi - 110044
Toll Free: 1800 233 5858 / 1800 200 5858
e-mail: CIC@Lntebg.com

L&T Electrical & Automation
A06/A07, Second Floor
Grand Chandra complex,
Frazer road,
Patna - 800001
Toll Free: 1800 233 5858 / 1800 200 5858
e-mail: CIC@Lntebg.com

L&T Electrical & Automation
UrbanWrk, 5th Floor, Sai Radhe,
Raja Bahadur Mill road, Behind Hotel
Grand Sheraton, Sangamwadi
Pune - 411001
Toll Free: 1800 233 5858 / 1800 200 5858
e-mail: CIC@Lntebg.com

L&T Electrical & Automation
Unit No. 207, 2nd Floor, Wallfort Ozone,
Raipur Road, Near Fafadih Chowk,
Raipur - 492001
Toll Free: 1800 233 5858 / 1800 200 5858
e-mail: CIC@Lntebg.com

L&T Electrical & Automation
3rd Floor, Vishwakarma Chambers,
Majura Gate, Ring Road,
Surat - 395002
Toll Free: 1800 233 5858 / 1800 200 5858
e-mail: CIC@Lntebg.com

L&T Electrical & Automation
11th Floor, Block-D, Notus IT Park,
Sarabhai Campus, Bhailal Amin Marg,
Vadodra - 390023
Toll Free: 1800 233 5858 / 1800 200 5858
e-mail: CIC@Lntebg.com

L&T Electrical & Automation
414, 4th Floor, Naga Chambers,
Opposite HDFC Bank
Ram Nagar, Waltair Main Road
Visakhapatnam - 530002
Toll Free: 1800 233 5858 / 1800 200 5858
e-mail: CIC@Lntebg.com

Product improvement is a continuous process, For the latest information and special application, please contact any of our offices listed here.
Product photographs shown for representative purpose only.



L&T Electrical & Automation, Electrical Standard Products
TC-II, Tower B, 3rd Floor, Gate No. 5, Saki Vihar Road, Powai,
Mumbai - 400 072, INDIA www.Lntebg.com

Customer Interaction Centre (CIC)
BSNL/MTNL (toll-free): 1800 233 5858 Reliance (toll-free): 1800 200 5858
Tel: 022 6774 5858 Email: cic@Lntebg.com Web: www.Lntebg.com