


Life Is On

Schneider
Electric



 Price List

Industrial Automation Products

With effect from January 25th, 2022



se.com/in

> Phaseo Power Supplies4
> Phaseo Transformers6
> Altivar Variable Frequency Drives11
> Altivar Process Variable Frequency Drives24
> Altistart Soft Starter32
> Zelio Logic Smart Relays34
> Zelio Plug - In Relays36
> Zelio Electronic Timers/Control Relays42
> Harmony Control & Signalling Units44
> Signalling Control Stations & Enclosures49
> Signalling Illuminated Beacons & Indicator Banks51
> Signalling Monolithic Tower Light55
> Control Pendant Control and Light Duty Joystick56
> Telemecanique Sensors New symbol59
> Osisense Photoelectric Sensors61
> Osisense Pressure Switches64
> Osisense Limit Switches65
> Osisense Inductive Sensors72
> Osisense Application Sensors76
> Osisense Cable Accessories77
> Magelis Industrial PC and Display78
> Magelis RACK IPC79
> Magelis Basic HMI80
> Vijeo XD EcoStruxure™ Operator Terminal Expert81
> TeSys Range87
> TeSys K88
> TeSys Deca NEW90
> TeSys Giga. NEW100
> TeSys F102
> TeSys Special Purpose Contactor105
> TeSys H - Ultra-compact starters106
> TeSys Overload Relay109
> EOLR - LR9D111
> Analog EOCR111
> EOCR SS111
> EOCR SSD111
> Digital EOCR112
> Circuit Breakers for Motor Protection114
> TeSys GV4 Overview120
> TeSys Switches121
> TeSys Switches Accessories122
> TeSys™ island123
> ComPact NSXm Moulded Case Circuit Breakers129
> ComPact NSXm MCCB with Integrated Earth Leakage Protection130
> ComPact NSXm Switch Disconnecter131
> EasyPact EZC/CVS Moulded Case Circuit Breakers for Distribution Network132
> EasyPact EZC/CVS Accessories133
> Acti 9 Miniature Circuit Breakers (MCBs)134
> Acti 9 Residual Current Devices138
> Acti 9 Auxiliaries and Accessories for MCBs / RCDs140
> Acti 9 Surge Protection Devices142
> Acti 9 Control and Command Products144
> Acti 9 ComReady Control and Command Products146

Panel Mount_Easyline



- Wide power range (7 models from 35 to 350 W)
- High degree of output voltage stability (precision: ± 1%)
- Proven performance (MTBF over 600K hours)
- Diagnostics via LEDs at the output terminal
- 4 quick and simple mounting types

Input Voltage	Output Voltage	Output Current	Reference	Description	Unit MRP [₹]
100...240 V AC single phase	24V	1.5A	ABL2REM24015K	ABL2_K Power Supply, DC24V output, 35W	2376
100...240 V AC single phase	24V	2A	ABL2REM24020K	ABL2_K Power Supply, DC24V output, 50W	2634
100...240 V AC single phase	24V	4.5A	ABL2REM24045K	ABL2_K Power Supply, DC24V output, 100W	3901
100...240 V AC single phase	24V	6.5A	ABL2REM24065K	ABL2_K Power Supply, DC24V output, 150W	4707
100...240 V AC single phase	24V	8.5A	ABL2REM24085K	ABL2_K Power Supply, DC24V output, 200W	6242
100...240 V AC single phase	24V	10A	ABL2REM24100K	ABL2_K Power Supply, DC24V output, 250W	7140
100...240 V AC single phase	24V	15A	ABL2REM24150K	ABL2_K Power Supply, DC24V output, 350W	11642

Panel Mount - ABLP



- Multiple mounting positions
- Din rail mounting with accessory
- IEC 61000-3-2 compliant (EMC emissions)
- Output voltage adjustment
- 100-240 Vac Input

Input Voltage	Output Voltage	Output Current	Reference	Description	Unit MRP [₹]
100...240 V AC single phase	12V	8.5A	ABLP1A12085	Power Supply 12V 8.5A Panel Mount, 100W	6772
100...240 V AC single phase	24V	4.5A	ABLP1A24045	Power Supply 24V 4.5A Panel Mount, 100W	6208
100...240 V AC single phase	24V	6.2A	ABLP1A24062	Power Supply 24V 6.2A Panel Mount, 150W	8848
100...240 V AC single phase	24V	10A	ABLP1A24100	Power Supply 24V 10A Panel Mount, 240W	12189

Modular ABLM



- Mounting on panel with screw without additional part
- Up to +70°C operating
- Direct access to the documentation
- Over voltage Category III
- Compact size

Input Voltage	Output Voltage	Output Current	Reference	Description	Unit MRP [₹]
100...240 V AC single phase	5V	3.6A	ABLM1A05036	Power Supply 5V 3.6A Modular, 18W	6203
100...240 V AC single phase	12V	1A	ABLM1A12010	Power Supply 12V 1A Modular, 12W	4414
100...240 V AC single phase	12V	2.1A	ABLM1A12021	Power Supply 12V 2.1A Modular, 25W	6203
100...240 V AC single phase	12V	4.2A	ABLM1A12042	Power Supply 12V 4.2A Modular, 50W	8197
100...240 V AC single phase	24V	0.4A	ABLM1A24004	Power Supply 24V 0.4A Modular, 10W	3711
100...240 V AC single phase	24V	0.6A	ABLM1A24006	Power Supply 24V 0.6A Modular, 15W	4542
100...240 V AC single phase	24V	1.2A	ABLM1A24012	Power Supply 24V 1.2A Modular, 30W	6203

Please contact Customer Care Center for Stockable and Non stockable status of references.

NORMAL STOCK ITEMS

W.E.F. January 25th, 2022

Optimized ABL5



- 3 housings, select the best suited to the space
- Up to 6 output terminals
- Output voltage adjustment
- Direct access to the documentation
- 100-240 Vac Input

Input Voltage	Output Voltage	Output Current	Reference	Description	Unit MRP [₹]
100...240 V AC single phase	12V	6.2A	ABLS1A12062	Power Supply 12V 6.2A Optimized, 75W	7878
100...240 V AC single phase	12V	10A	ABLS1A12100	Power Supply 12V 10A Optimized, 120W	11851
100...240 V AC single phase	24V	2.1A	ABLS1A24021	Power Supply 24V 2.1A Optimized, 50W	7350
100...240 V AC single phase	24V	3.1A	ABLS1A24031	Power Supply 24V 3.1A Optimized, 75W	7562
100...240 V AC single phase	24V	3.8A	ABLS1A24038	Power Supply 24V 3.8A Optimized, 91.2W	12725
100...240 V AC single phase	24V	5A	ABLS1A24050	Power Supply 24V 5A Optimized, 120W	11174
100...240 V AC single phase	24V	10A	ABLS1A24100	Power Supply 24V 10A Optimized, 240W	16365
100...240 V AC single phase	24V	20A	ABLS1A24200	Power Supply 24V 20A Optimized, 480W	29569
100...240 V AC single phase	48V	2.5A	ABLS1A48025	Power Supply 48V 2.5A Optimized,120W	11851

Universal ABL8RP/WP



- 100-500 Vac (1 or 2 Phases) Or 380-500Vac 3 Phases Input terminals
- Automatic or Manual reset
- 2 diagnosis LED (U/I)
- 4 to 10 mm² output terminals
- Tool-free removal from omega (DIN) rail
- Protection of settings (sealable)
- Diagnosis relay

Input Voltage	Output Voltage	Output Current	Reference	Description	Unit MRP [₹]
100...120 V AC single phase, terminal(s): N-L1 200...500 V AC phase to phase, terminal(s): L1-L2	24V	3A	ABL8RPS24030	Univ. Power Supply 1P 24V 3A, 72W	15039
100...120 V AC single phase, terminal(s): N-L1 200...500 V AC phase to phase, terminal(s): L1-L2	24V	5A	ABL8RPS24050	Univ. Power Supply 1P 24V 5A, 120W	19443
100...120 V AC single phase, terminal(s): N-L1 200...500 V AC phase to phase, terminal(s): L1-L2	24V	10A	ABL8RPS24100	Univ. Power Supply 1P 24V 10A, 240W	22212
380...500 V AC three phase, terminal(s): L1, L2, L3	24V	20A	ABL8WPS24200	Univ. Power Supply 3P 24V 20A, 480W	33221
380...500 V AC three phase, terminal(s): L1, L2, L3	24V	40A	ABL8WPS24400	Univ. Power Supply 3P 24V 40A, 960W	57943

Accessories for ABLP

Input Voltage	Output Voltage	Output Current	Reference	Description	Unit MRP [₹]
			ABLPA01	Mounting Kit for Power Supply up to 150W	903
			ABLPA02	Mounting Kit for Power Supply 240W	903

Please contact Customer Care Center for Stockable and Non stockable status of references.

NORMAL STOCK ITEMS

W.E.F. January 25th, 2022

ABT7 - Economy Range (Single Winding)

Input Voltage	Output Voltage	Rated Power in VA	Reference	Unit MRP [₹]
Single phase 230V 40VA - 400VA 40° C				
230 V AC single phase ±15 V	24 V AC	40	ABT7ESM004B	8137
230 V AC single phase ±15 V	24 V AC	63	ABT7ESM006B	6376
230 V AC single phase ±15 V	24 V AC	100	ABT7ESM010B	6830
230 V AC single phase ±15 V	24 V AC	160	ABT7ESM016B	8340
230 V AC single phase ±15 V	24 V AC	250	ABT7ESM025B	11150
230 V AC single phase ±15 V	24 V AC	320	ABT7ESM032B	13676
230 V AC single phase ±15 V	24 V AC	400	ABT7ESM040B	15410

ABL6 - Optimum Range (Single Winding)

Input Voltage	Output Voltage	Rated Power in VA	Reference	Unit MRP [₹]
Single phase 230/400V 25VA - 2500VA 50° C				
230/400 V single phase ±15 V	24 V AC	25	ABL6TS02B	7992
230/400 V single phase ±15 V	24 V AC	40	ABL6TS04B	7609
230/400 V single phase ±15 V	24 V AC	63	ABL6TS06B	7824
230/400 V single phase ±15 V	24 V AC	100	ABL6TS10B	9239
230/400 V single phase ±15 V	24 V AC	160	ABL6TS16B	10652
230/400 V single phase ±15 V	24 V AC	250	ABL6TS25B	13703
230/400 V single phase ±15 V	24 V AC	400	ABL6TS40B	19683
230/400 V single phase ±15 V	24 V AC	630	ABL6TS63B	27334
230/400 V single phase ±15 V	24 V AC	1000	ABL6TS100B	33581
230/400 V single phase ±15 V	24 V AC	1600	ABL6TS160B	68993
230/400 V single phase ±15 V	24 V AC	2500	ABL6TS250B	113046
230/400 V single phase ±15 V	115 V AC	100	ABL6TS10G	9171
230/400 V single phase ±15 V	115 V AC	160	ABL6TS16G	10846
230/400 V single phase ±15 V	115 V AC	250	ABL6TS25G	13812
230/400 V single phase ±15 V	115 V AC	400	ABL6TS40G	20954
230/400 V single phase ±15 V	115 V AC	630	ABL6TS63G	28118
230/400 V single phase ±15 V	115 V AC	1000	ABL6TS100G	34328
230/400 V single phase ±15 V	115 V AC	1600	ABL6TS160G	61179
230/400 V single phase ±15 V	115 V AC	2500	ABL6TS250G	100066
230/400 V single phase ±15 V	230 V AC	25	ABL6TS02U	7609
230/400 V single phase ±15 V	230 V AC	40	ABL6TS04U	7979
230/400 V single phase ±15 V	230 V AC	63	ABL6TS06U	8254
230/400 V single phase ±15 V	230 V AC	100	ABL6TS10U	8703
230/400 V single phase ±15 V	230 V AC	160	ABL6TS16U	10846
230/400 V single phase ±15 V	230 V AC	250	ABL6TS25U	13049
230/400 V single phase ±15 V	230 V AC	400	ABL6TS40U	20285
230/400 V single phase ±15 V	230 V AC	630	ABL6TS63U	25926
230/400 V single phase ±15 V	230 V AC	1000	ABL6TS100U <input checked="" type="checkbox"/>	35884
230/400 V single phase ±15 V	230 V AC	1600	ABL6TS160U	57399
230/400 V single phase ±15 V	230 V AC	2500	ABL6TS250U	93814

Please contact Customer Care Center for Stockable and Non stockable status of references.

 NORMAL STOCK ITEMSW.E.F. January 25th, 2022

ABT7 - Universal Range (Double Winding)

Input Voltage	Output Voltage	Rated Power in VA	Reference	Unit MRP [₹]
Single phase 230/400V 25VA - 2500VA 60° C				
230/400 V single phase ±15 V	24/48 V AC	40	ABT7PDU004B	10046
230/400 V single phase ±15 V	24/48 V AC	63	ABT7PDU006B	10327
230/400 V single phase ±15 V	24/48 V AC	250	ABT7PDU025B	16164
230/400 V single phase ±15 V	24/48 V AC	400	ABT7PDU040B	20297
230/400 V single phase ±15 V	24/48 V AC	630	ABT7PDU063B	30595
230/400 V single phase ±15 V	115/230 V AC	40	ABT7PDU004G	9368
230/400 V single phase ±15 V	115/230 V AC	100	ABT7PDU010G	10359
230/400 V single phase ±15 V	115/230 V AC	160	ABT7PDU016G	11761
230/400 V single phase ±15 V	115/230 V AC	250	ABT7PDU025G	16541
230/400 V single phase ±15 V	115/230 V AC	400	ABT7PDU040G	18489
230/400 V single phase ±15 V	115/230 V AC	630	ABT7PDU063G	30625
230/400 V single phase ±15 V	115/230 V AC	1000	ABT7PDU100G	36851
230/400 V single phase ±15 V	115/230 V AC	1600	ABT7PDU160G	59175
230/400 V single phase ±15 V	115/230 V AC	2500	ABT7PDU250G	99078
230/400 V single phase ±15 V	115/230 V AC	25	ABT7PDU002B	10950
230/400 V single phase ±15 V	115/230 V AC	100	ABT7PDU010B	11267
230/400 V single phase ±15 V	115/230 V AC	160	ABT7PDU016B	14401
230/400 V single phase ±15 V	115/230 V AC	1000	ABT7PDU100B	40256
230/400 V single phase ±15 V	115/230 V AC	1600	ABT7PDU160B	66586
230/400 V single phase ±15 V	115/230 V AC	2500	ABT7PDU250B	107918

Please contact Customer Care Center for Stockable and Non stockable status of references.

NORMAL STOCK ITEMS

W.E.F. January 25th, 2022



Altivar AC Drives

Advanced energy management
and performance in motor control

Innovative & Connected Altivar Drives and Altistart Soft Starters

Variable Speed Drives

Process

- Mining, Minerals & Metals
- Marine
- Food & Beverage
- Water & Wastewater
- Oil & Gas
- Power Plants

Fluid Management

Altivar Process 600

Wall Mounting
0.75...315 kW
200...690 V

Cabinet Integration
0.75...2600 kW
380...690 V

Industrial Processes

Altivar Process 900

Wall Mounting
0.75...315 kW
200...690 V

Cabinet Integration
0.75...2600 kW
380...690 V

Machines

- Hoisting
- Material Handling
- Textile
- Material Working
- Packaging

Commercial Equipment

Altivar 12

0.18...4 kW
100...240 V

Basic Machines

Altivar 310

IP20
0.75 to 22 kW **NEW**
380...460 V

Altivar 310L

Harsh environment IP54
0.75 to 5.5 kW
380...460 V

Simple & Advanced Machines

Altivar 320B/C

Book/compact format
0.18...15 kW
200...600 V

Altivar 320W

Harsh environment
IP65/66
0.18...7.5 kW
380...480 V

Building

- Pumps
- Lift
- Fans & Compressors

HVAC & Pumps

Altivar 212

IP21
0.75...75 kW
200...480 V

IP55
0.75...75 kW
380...480 V

Utilities

Altivar 610

0.75...160 kW **NEW**
380...460 V

Soft Starters

Industrial Processes & Utility

Altistart 48
17...1200 A
208...690 V

Altistart 22
17...590 A
208...600 V

ATS480
208 to 690V
17 to 1700A
Coming Soon

Simple Machines

Altistart 01
3...85 A
110...480 V

Please contact Customer Care Center for Stockable and Non stockable status of references.

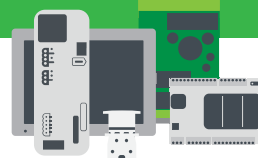
NORMAL STOCK ITEMS

W.E.F. January 25th, 2022



Altivar Easy 310 Drives for Simple Machines

Now available upto 22kW **NEW**



*When just enough
is just right!*

Reliable & cost effective solution to manage the speed of your motors in your machines.

se.com/drives

General Purpose Drives

Altivar12 Drive: 1-Phase / 3-Phase 230 Volts Input & 3-Phase 230 Volts Output Drive



- Small: easily integrated in any machine
- Discreet & Intuitive
- Reliable: quality which stands the test of time
- High-performance: even without adjustment

kW (HD)	HP Rating	Max. continuous current(A)	Reference	Unit MRP [₹]
Single phase-Supply Voltage: 200...240V				
0.18	0.25	1.4	ATV12H018M2	On Request
0.37	0.55	2.4	ATV12H037M2	On Request
0.55	0.75	3.5	ATV12H055M2	On Request
0.75	1	4.2	ATV12H075M2	On Request
1.5	2	7.5	ATV12HU15M2	On Request
2.2	3	10	ATV12HU22M2	On Request
Three phase-Supply Voltage: 200...240V				
0.37	0.55	2.4	ATV12H037M3	On Request
0.75	1	4.2	ATV12H075M3	On Request
1.5	2	7.5	ATV12HU15M3	On Request
2.2	3	10	ATV12HU22M3	On Request
3	~	12.2	ATV12HU30M3	On Request
4	5	16.7	ATV12HU40M3	On Request

Altivar310 Drive: 3-Phase 440 Volts Input & 3-Phase 440 Volts Output Drive



- Optimized installation space & Optimized time and cost
- Service cost savings
- Easy to operate
- Easy to maintain & Easy to integrate in automation system
- 55deg Celsius ambient temperature without derating

ND	KW		Max. Continuous Current (A)		Reference	Unit MRP [₹]
	HD	ND	HD	ND		
~	0.37	~	1.5	~	ATV310H037N4E	On Request
~	0.75	~	2.3	~	ATV310H075N4E	On Request
~	1.5	~	4.1	~	ATV310HU15N4E	On Request
~	2.2	~	5.5	~	ATV310HU22N4E	On Request
4	3	8.9	7.1	~	ATV310HU30N4E	On Request
5.5	4	12.1	9.5	~	ATV310HU40N4E	On Request
7.5	5.5	16	12.6	~	ATV310HU55N4E	On Request
11	7.5	22.8	17	~	ATV310HU75N4E	On Request
15	11	30	24	~	ATV310HD11N4E	On Request
18	15	36	33	~	ATV310HD15N4E	On Request
22	18	43	39	~	ATV310HD18N4E	On Request
30	22	60	46	~	ATV310HD22N4E	On Request
18	15	36	33	~	ATV310HD15N4EF	On Request
22	18	43	39	~	ATV310HD18N4EF	On Request
30	22	60	46	~	ATV310HD22N4EF	On Request

*F refer to inbuilt EMC

Please contact Customer Care Center for Stockable and Non stockable status of references.

NORMAL STOCK ITEMS

W.E.F. January 25th, 2022



Automation and control made easy

Easy Altivar 610 variable speed drives.



Easy Altivar 610 variable speed drives for three-phase synchronous motors address the challenges faced by new economies. They are fit for purpose at affordable prices with no compromise on ease of use, robustness, and availability – the core values supported by a worldwide leader in automation.



Water & wastewater



Oil & gas



Constant, negative pressure water supply



Building



Power



Other OEM

Fit for purpose

- Optimized control system
- Multi-pump control function
- Harmonic mitigation solution

Designed for easiness

- Easy to install
- Easy to set up and use
- Easy to maintain

Strong on robustness

- Robust design for harsh environments
- Ever higher protection and performance

Always available

- Wide availability
- Worldwide technical assistance

Easy Altivar 610

Now available upto 460V **NEW**

Main features

Power range:
0.75 to 160kW

Main voltage range:
380~460V, 3 phase, -15 to +10%

Overload capability:
ND: 110% 60s; 120% 20s;
HD: 150% 60s

EMC:
C3 level filter embedded

Harmonics:
DC choke embedded (above 4kW)

Protection:
IP20

Operation temperature:
-15°C to +60°C (derating above +45°C)

Motor control law:
Asy motor: V/f 2 pts; V/f 5 pts;
UF quad; energy saving



Control I/O

Control terminal:

- Analog input: 3
- Analog output: 2
- Digital input: 6
- Relay output: 3

Communication:

- Modbus embedded;
- option: Profibus DP



Display terminal

Basic keypad (standard)

- LCD backlight, removable
- 2 lines, 6 languages
- Configuration save
- Easy mounting kit (Ø22mm)



For more information and product references visit

se.com/easyaltivar610

Altivar610 Drive: Drives for pumps and fans from 0.75 to 160 kW

Now available upto 460V **NEW**



- Compact size: simplicity of integration and reduction of the size of the enclosures
- Electronic cards with protective coating
- Operation temperature: -10...+60°C
- IP40 protection level on the top of the product
- Typical multi-pump configuration without PLC
- 7 preprogrammed function blocks cover 90% of the pump and fan applications
- Colored control circuit terminals to avoid misuse

ND	kW		Max. continuous current(A)		Reference	Unit MRP [₹]
	ND	HD	ND	HD		
Three phase-Supply Voltage: 380...460V						
4		3	9.3	7.2	ATV610U40N4	On Request
5.5		4	12.7	9.3	ATV610U55N4	On Request
7.5		5.5	15.8	12.7	ATV610U75N4	On Request
11		7.5	23.5	16.5	ATV610D11N4	On Request
15		11	31.7	23.5	ATV610D15N4	On Request
18.5		15	39.2	31.7	ATV610D18N4	On Request
22		18.5	46.3	39.2	ATV610D22N4	On Request
30		22	61.5	46.3	ATV610D30N4	On Request
37		30	74.5	59.6	ATV610D37N4	On Request
45		37	88	74.5	ATV610D45N4	On Request
55		45	106	88	ATV610D55N4	On Request
75		55	145	106	ATV610D75N4	On Request
90		75	173	145	ATV610D90N4	On Request
110		90	211	173	ATV610C11N4	On Request
132		110	250	211	ATV610C13N4	On Request
160		132	302	250	ATV610C16N4	On Request

Altivar212 Drive: Drives for HVAC, 3-phase asynchronous motors from 0.75 to 75 kW



- Embedded communication Modbus, Apogee FLN P1, Metasys N2, BacNet
- More Friendly simplicity & comfort with Universal Graphic Keypad
- Low Harmonics Emissions: Low THDI = 30%
- EMC Immunity Protection & Noise reductions
- AHRI Approved
- N4Z without display, VW3A1111 advance display to be ordered separately

kW	Max. continuous current(A)		Reference	Unit MRP [₹]
Three phase-Supply Voltage: 380...480V				
0.75		2.2	ATV212H075N4	On Request
1.5		3.7	ATV212HU15N4	On Request
2.2		5.1	ATV212HU22N4	On Request
3		7.2	ATV212HU30N4	On Request
4		9.1	ATV212HU40N4	On Request
5.5		12	ATV212HU55N4	On Request
7.5		16	ATV212HU75N4	On Request
11		22.5	ATV212HD11N4	On Request
15		30.5	ATV212HD15N4	On Request
18.5		37	ATV212HD18N4	On Request
22		43.5	ATV212HD22N4	On Request
30		58.5	ATV212HD30N4	On Request
37		79	ATV212HD37N4	On Request
45		94	ATV212HD45N4	On Request
55		116	ATV212HD55N4	On Request
75		160	ATV212HD75N4	On Request

Please contact Customer Care Center for Stockable and Non stockable status of references.

NORMAL STOCK ITEMS

W.E.F. January 25th, 2022

Machine Drives

Altivar320 drive: Drives for synchronous and asynchronous motors from 0.18 to 15 kW (0.25 to 20 Hp)



- Cost Saving: Optimized Space and Time
- Solution Oriented: ATV Logic, Ready for automation integration
- Ambient temperature: 50deg C w/o deration
- Safety embedded as standard (STO SIL3)
- Possibility to connect a graphic terminal as option (Basic & Advanced)
- Modbus & Can Open as standard
- Protection against harsh environment 3C3 class

kW	Max. continuous current(A)	Reference	Unit MRP [₹]
Single phase-Supply Voltage: 200...240V			
0.18	1.5	ATV320U02M2C	On Request
0.37	3.3	ATV320U04M2C	On Request
0.55	3.7	ATV320U06M2C	On Request
0.75	4.8	ATV320U07M2C	On Request
1.1	6.9	ATV320U11M2C	On Request
1.5	8	ATV320U15M2C	On Request
2.2	11	ATV320U22M2C	On Request
Three phase-Supply Voltage: 200...240V			
1.5	8	ATV320U15M3C	On Request
4	17.5	ATV320U40M3C	On Request
5.5	27.5	ATV320U55M3C	On Request
7.5	33	ATV320U75M3C	On Request
11	54	ATV320D11M3C	On Request
15	66	ATV320D15M3C	On Request
Three phase-Supply Voltage: 380...500V (COMPACT)			
0.37	1.5	ATV320U04N4C	On Request
0.55	1.9	ATV320U06N4C	On Request
0.75	2.3	ATV320U07N4C	On Request
1.1	3	ATV320U11N4C	On Request
1.5	4.1	ATV320U15N4C	On Request
2.2	5.5	ATV320U22N4C	On Request
3	7.1	ATV320U30N4C	On Request
4	9.5	ATV320U40N4C	On Request
5.5	14.3	ATV320U55N4C	On Request
7.5	17	ATV320U75N4C	On Request
11	27.7	ATV320D11N4C	On Request
15	33	ATV320D15N4C	On Request
Three phase-Supply Voltage: 380...500V (BOOK)			
0.4	1.5	ATV320U04N4B	On Request
0.6	1.9	ATV320U06N4B	On Request
0.8	2.3	ATV320U07N4B	On Request
1.1	3	ATV320U11N4B	On Request
1.5	4.1	ATV320U15N4B	On Request
2.2	5.5	ATV320U22N4B	On Request
3	7.1	ATV320U30N4B	On Request
4	9.5	ATV320U40N4B	On Request
5.5	14.3	ATV320U55N4B	On Request
7.5	17	ATV320U75N4B	On Request
11	27.7	ATV320D11N4B	On Request
15	33	ATV320D15N4B	On Request
Three phase-Supply Voltage: 380...500V, IP66			
0.37	1.5	ATV320U04N4W*	On Request
0.55	1.9	ATV320U06N4W*	On Request
0.75	2.3	ATV320U07N4W*	On Request
1.1	3	ATV320U11N4W*	On Request
1.5	4.1	ATV320U15N4W*	On Request
2.2	5.5	ATV320U22N4W*	On Request
3	7.1	ATV320U30N4W*	On Request
4	9.5	ATV320U40N4W*	On Request
5.5	14.3	ATV320U55N4W*	On Request
7.5	17	ATV320U75N4W*	On Request

Note: References ending with B are BOOK type & Reference ending with C are COMPACT type. References ending with N4W* are IP66.

Please contact Customer Care Center for Stockable and Non stockable status of references.

NORMAL STOCK ITEMS

W.E.F. January 25th, 2022



Altivar The next SMART manufacturing era

Altivar Machine ATV340, innovative
variable speed drives for high-performance machines

The Altivar™ Machine ATV340* drive is robust for high overloads, offering safety, various communication protocols, and cutting-edge motor control solution for machine builders.

Traditional machine design is challenged by the smart manufacturing approach. Changing times require innovative features such as the native Ethernet based - Fast Device Replacement. It gives machine operators a seamless service approach. The embedded encoder is compatible with asynchronous and synchronous motors in closed-loop control applications and the load-sharing master/slave configuration makes ATV340 a SMART manufacturing success.

* From 1 HP to 100 HP in heavy duty with 3-phase supply voltage from 380 to 480 V.



High performance in material handling, material working and hoisting

The ATV340 improves the capabilities and availability of high-performance machines while reducing build costs thanks to:

- **Superior machine performance.** With a maximum torque availability of 1.8 In and optimized speed bandwidth of up to 400 Hz, the ATV 340 is ideal for dynamic applications with rapid acceleration. Its frequency inverters can handle high overloads in demanding applications up to 220% nominal torque.
- **Faster reaction time.** A combination of fast application reaction time with a minimum 1 ms task cycle and Ethernet connectivity maximizes your machine's throughput.
- **Simplified machine engineering.** Built-in multiprotocol (Ethernet, Modbus, SERCOS) a variety of interfaces, an embedded encoder and integrated application functions offer maximum flexibility in design. Remote monitoring via the embedded web server enables predictive maintenance. EcoStruxure™ Machine & FDR allow faulty device replacement service with short time machine recovery.
- **Reduced design time.** Complete project replication is possible with one-button auto-tuning for motor identification and supports efficient machine commissioning and production. Additionally, ready-to-use Tested, Validated, and Documented Architectures (TDVAs) and SoMachine software facilitate seamless automation integration.
- **Comprehensive functional safety and cyber security.** With embedded STO (SIL3) and a full range of safety functions (SS1, SLS, SMS, SBC, GDL), the ATV340 is compliant with machine related safety standards EN ISO 13849-1 and EN 62061. The ATV340 also has Achilles level 2 cyber-security certification to protect people and assets while ensuring continuity of service.
- **Robust.** In harsh environments with high levels of dust and vibration and operating temperatures up to 60°C. Due to high IGBT and thermal dissipation efficiency, it allows additional 40% of rated current taking motor power to 130kW under normal duty operation.

220%
Nominal torque

1 ms
Application cycle time



Modular and Ethernet version with different application approach



Optional Safety card offers for high-end safety functions
Safe Stop 1 (SS1)
Safe Limited Speed (SLS)
Safe Maximum Speed (SMS)
Safe Brake Control (SBC)
Guard Door Lock (GDL)



High power Safety solution (up to 75kW), Safety card and additional module support

For more information and product references visit

Altivar340 drive: Drives with innovative variable speed drives for high-performance machines upto 75kW



- Reduced requirement for additional devices thanks to rich interfaces, I/Os, and PTIs/PTOs, and an embedded encoder
- 5 DI +2 (DI/DO);2 RO ;2 AI ;1 AO
- 30kW...75kW : 8 DI ;1DO ;3RO ;3AI ;2AO
- DC choke inbuilt from 30kW and above
- Heavy duty 150%In for 60sec & 180%In for 2sec
- Embedded STO SIL3
- On board A/B/I & SinCos 1Vpp encoder
- Chemical class for harsh environment 3C3
- High-speed native multi-Ethernet connectivity – real-time communication
- 1 ms application cycle time

ATV340 Modular Drive: Power & Supply Voltage: 0.75 – 22 kW & 400/480 V three phase

ATV340 Ethernet Drive(ATV340***N4E): Power & Supply Voltage: 0.75 – 75 kW & 400/480 V three phase

ND	kW		Max. continuous current (A)		Reference	Unit MRP [₹]
	ND	HD	ND	HD		
Three phase-Supply Voltage: 380...480V (Modular)						
1.1		0.75	2.8	2.2	ATV340U07N4	On Request
2.2		1.5	5.6	4	ATV340U15N4	On Request
3		2.2	7.2	5.6	ATV340U22N4	On Request
4		3	9.3	7.2	ATV340U30N4	On Request
5.5		4	12.7	9.3	ATV340U40N4	On Request
7.5		5.5	16.5	12.7	ATV340U55N4	On Request
11		7.5	24	16.5	ATV340U75N4	On Request
15		11	32	24	ATV340D11N4	On Request
18.5		15	39	32	ATV340D15N4	On Request
22		18.5	46	39	ATV340D18N4	On Request
30		22	62	46	ATV340D22N4	On Request
Three phase-Supply Voltage: 380...480V (With Ethernet)						
1.1		0.75	2.8	2.2	ATV340U07N4E	On Request
2.2		1.5	5.6	4	ATV340U15N4E	On Request
3		2.2	7.2	5.6	ATV340U22N4E	On Request
4		3	9.3	7.2	ATV340U30N4E	On Request
5.5		4	12.7	9.3	ATV340U40N4E	On Request
8		5.5	16.5	12.7	ATV340U55N4E	On Request
11		8	24	16.5	ATV340U75N4E	On Request
15		11	32	24	ATV340D11N4E	On Request
18.5		15	39	32	ATV340D15N4E	On Request
22		18.5	46	39	ATV340D18N4E	On Request
30		22	62	46	ATV340D22N4E	On Request
37		30	74.5	61.5	ATV340D30N4E	On Request
45		37	88	74.5	ATV340D37N4E	On Request
55		45	106	88	ATV340D45N4E	On Request
75		55	145	106	ATV340D55N4E	On Request
90		75	173	145	ATV340D75N4E	On Request

*ATV340 display is optional - VW3A1113



How do you benefit from Altivar Process's application expertise?



ROD PUMPS



MIXERS



HOISTING

ATV 900

- DC Bus sharing and 4Q apps. using ATV980/990
- Control all types of synchronous motors as well as async. motors in open or closed loop,
- Manage master/slave apps such as conveyor with multi drive link
- Increase asset life using dedicated hoisting, PCP/ESP and rod pump applications functions

Demanding Applications

ATV 600

- Monitor energy consumption, energy based KPIs with 95% accuracy
- Monitor pump operation state and efficiency (BEP)
- Control multi pump applications in WWW & F&B environments with
- Dedicated motor & asset protection functions such as pump and pipe protection

Fluid & Gas Applications



FANS



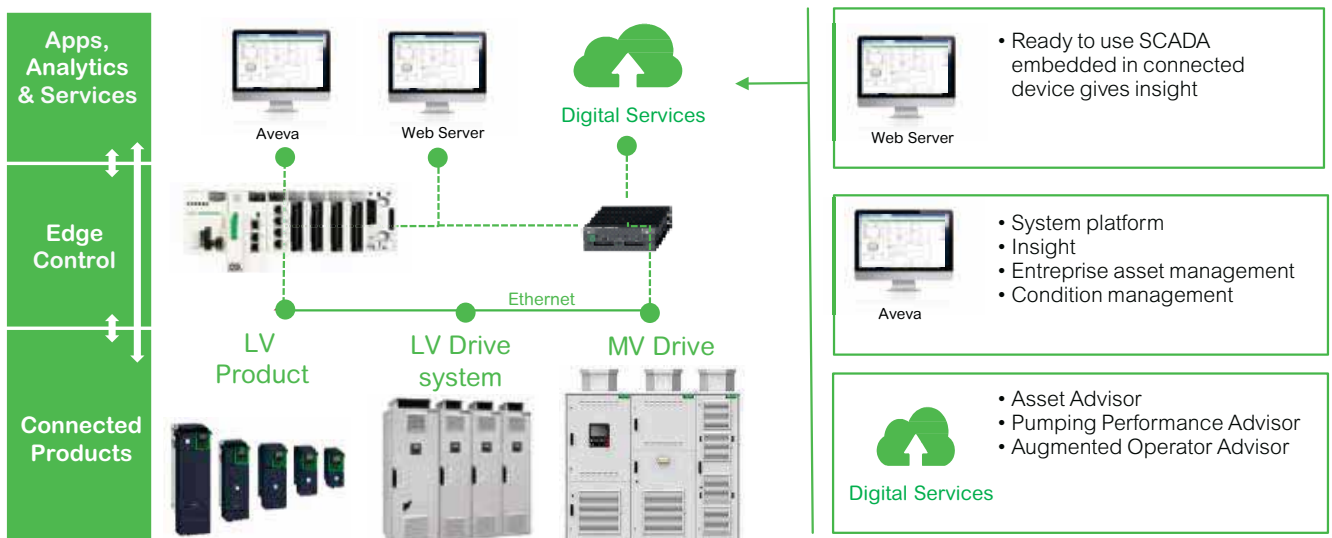
CENTRIF. PUMPS



COMPRESSORS

Motor's Data Flow within EcoStruxure

EcoStruxure™ Innovation At Every Level



Please contact Customer Care Center for Stockable and Non stockable status of references.

NORMAL STOCK ITEMS

W.E.F. January 25th, 2022

Altivar Process Drives for industrial utility applications

Altivar process drives deliver added-value services to enable business and process optimization through improved life cycle asset management and optimized energy consumption. Designed to assist OEMs, system integrators, and industrial process owners, Altivar process drives improve process performance by enabling full information and operational technology convergence. Embedded PlantStruxure™ and Foxboro™ Evo architectures simplify system integration.



Water applications

- Booster pumps
- Lift station pumps
- Desalination pumps
- Water supply pumps
- Water suction pumps
- Progressing cavity pumps
- Influent and effluent pumps
- Secondary clean water pumps



Oil & Gas applications

- Rod pumps
- Feed pumps
- Pipeline, booster, and unloading pumps
- Water injection pumps
- Reciprocating and centrifugal compressors
- Progressing cavity pumps
- Electric submersible pumps



Mining & Metals applications

- Rod pumps
- Feed pumps
- Pipeline, booster, and unloading pumps
- Water injection pumps
- Reciprocating and centrifugal compressors
- Progressing cavity pumps
- Electric submersible pumps



	Altivar 630	Altivar 650	Altivar 930	Altivar 950
Voltage	480	480	480	480
kW	0.75 – 315 kW	0.75 – 90 kW	0.75 – 315 kW	0.75 – 90 kW
Enclosure	UL Type 1 Heatsink kit option: 125 – 250 hp	UL Type 12	UL Type 1 Heatsink kit option: 125 – 250 hp	UL Type 12
Application functions	Multi-pump control, > 30 pump functions, fans, and simple material handling	Multi-pump control, > 30 pump functions, fans, and simple material handling	Load share, master slave, safety inputs, dynamic braking	Master slave, safety inputs, dynamic braking
Performance	Normal or heavy duty	Normal or heavy duty	High-torque capacity encoder options, dual Ethernet ports	High-torque capacity encoder options, dual Ethernet ports

Please contact Customer Care Center for Stockable and Non stockable status of references.

NORMAL STOCK ITEMS

W.E.F. January 25th, 2022

Altivar Process ATV630 : Variable Speed IIOT Drive dedicated to process

Industry and Utilities (Pump & Fan) from 0.75 kW to 315 kW.



- Alfa-numeric and graphical display to monitor trends and values
- Inbuilt features dedicated for Pump eg. Pump Curves, Pipe fill, Anti Jam, Pipe cleaning etc
- Calculative power consumption with respect to flow (kwh/m³)
- VFD designed for 50 deg C without derating.
- In Built choke & EMC Filter
- Integrated Modbus & Modbus TCP/IP (Ethernet)
- Web server inbuilt
- Ethernet & Modbus in Built
- QR code feature in built to get documents access on line and register service request directly from QR code.



ND	kW		Max. continuous current (A)		Reference	Unit MRP [₹]
	ND	HD	ND	HD		
Three phase-Supply Voltage:380...480V (IP21)						
0.75		0.37	2.2	1.5	ATV630U07N4	On Request
1.5		0.75	4	2.2	ATV630U15N4	On Request
2.2		1.5	5.6	4	ATV630U22N4	On Request
3		2.2	7.2	5.6	ATV630U30N4	On Request
4		3	9.3	7.2	ATV630U40N4	On Request
5.5		4	12.7	9.3	ATV630U55N4	On Request
7.5		5.5	16.5	12.7	ATV630U75N4	On Request
11		7.5	23.5	16.5	ATV630D11N4	On Request
15		11	31.7	23.5	ATV630D15N4	On Request
18.5		15	39.2	31.7	ATV630D18N4	On Request
22		18.5	46.3	39.2	ATV630D22N4	On Request
30		22	61.5	46.3	ATV630D30N4	On Request
37		30	74.5	61.5	ATV630D37N4	On Request
45		37	88	74.5	ATV630D45N4	On Request
55		45	106	88	ATV630D55N4	On Request
75		55	145	106	ATV630D75N4	On Request
90		75	173	145	ATV630D90N4	On Request
110		90	211	173	ATV630C11N4	On Request
132		110	250	211	ATV630C13N4	On Request
160		132	302	250	ATV630C16N4	On Request
220		160	427	302	ATV630C22N4	On Request
250		220	481	387	ATV630C25N4	On Request
315		250	616	481	ATV630C31N4	On Request
Three phase-Supply Voltage: 380...480V (IP55)						
0.75		0.37	2.2	1.5	ATV650U07N4	On Request
1.5		0.75	4	2.2	ATV650U15N4	On Request
2.2		1.5	5.6	4	ATV650U22N4	On Request
3		2.2	7.2	5.6	ATV650U30N4	On Request
4		3	9.3	7.2	ATV650U40N4	On Request
5.5		4	12.7	9.3	ATV650U55N4	On Request
7.5		5.5	16.5	12.7	ATV650U75N4	On Request
11		7.5	23.5	16.5	ATV650D11N4	On Request
15		11	31.7	23.5	ATV650D15N4	On Request
18.5		15	39.2	31.7	ATV650D18N4	On Request
22		18.5	46.3	39.2	ATV650D22N4	On Request
30		22	61.5	46.3	ATV650D30N4	On Request
37		30	74.5	61.5	ATV650D37N4	On Request
45		37	88	74.5	ATV650D45N4	On Request
55		45	106	88	ATV650D55N4	On Request
75		55	145	106	ATV650D75N4	On Request
90		75	173	145	ATV650D90N4	On Request

N4Z without display, VW3A1111 advance display to be ordered separately

Please contact Customer Care Center for Stockable and Non stockable status of references.

NORMAL STOCK ITEMS

W.E.F. January 25th, 2022

Altivar Process ATV930: Variable speed drives dedicated to constant torque application with excellent motor control and connectivity capabilities (0.75kW to 315kW)



- Alfa-numeric and graphical display to monitor trends and values.
- Calculative power consumption with respect to flow (kwh/m³).
- VFD designed for 50 deg C without derating.
- In Built choke & EMC Filter
- Integrated Modbus & dual Ethernet port
- Web server in built
- Macro configuration of hoisting & conveyor are available
- Ethernet & Modbus in Built
- QR code feature in built to get documents access on line and register service request directly from QR code.



ND	kW		Max. continuous current (A)		Reference	Unit MRP [₹]
	ND	HD	ND	HD		
Three phase-Supply Voltage: 380...480V (IP21)						
0.75	0.37		2.2	1.5	ATV930U07N4	On Request
1.5	0.75		4	2.2	ATV930U15N4	On Request
2.2	0.75		5.6	4	ATV930U22N4	On Request
3	1.5		7.2	5.6	ATV930U30N4	On Request
4	2.2		9.3	7.2	ATV930U40N4	On Request
5.5	3		12.7	9.3	ATV930U55N4	On Request
7.5	4		16.5	12.7	ATV930U75N4	On Request
11	5.5		23.5	16.5	ATV930D11N4	On Request
15	7.5		31.7	23.5	ATV930D15N4	On Request
18.5	15		39.2	31.7	ATV930D18N4	On Request
22	18.5		46.3	39.2	ATV930D22N4	On Request
30	22		61.5	46.3	ATV930D30N4	On Request
37	30		74.5	61.5	ATV930D37N4	On Request
45	37		88	74.5	ATV930D45N4	On Request
55	45		106	88	ATV930D55N4C*	On Request
55	45		106	88	ATV930D55N4	On Request
75	55		145	106	ATV930D75N4C*	On Request
75	55		145	106	ATV930D75N4	On Request
90	75		173	145	ATV930D90N4C*	On Request
90	75		173	145	ATV930D90N4	On Request
110	90		211	173	ATV930C11N4C*	On Request
110	90		211	173	ATV930C11N4	On Request
132	110		250	211	ATV930C13N4C*	On Request
132	110		250	211	ATV930C13N4	On Request
160	132		302	250	ATV930C16N4C*	On Request
160	132		302	250	ATV930C16N4	On Request
220	160		427	302	ATV930C22N4C*	On Request
220	160		427	302	ATV930C22N4	On Request
250	200		481	387	ATV930C25N4C*	On Request
315	250		616	481	ATV930C31N4C*	On Request
Three phase-Supply Voltage: 380...480V (IP55)						
0.75	0.37		2.2	1.5	ATV950U07N4	On Request
1.5	0.75		4	2.2	ATV950U15N4	On Request
2.2	0.75		5.6	4	ATV950U22N4	On Request
3	1.5		7.2	5.6	ATV950U30N4	On Request
4	2.2		9.3	7.2	ATV950U40N4	On Request
5.5	3		12.7	9.3	ATV950U55N4	On Request
7.5	4		16.5	12.7	ATV950U75N4	On Request
11	5.5		23.5	16.5	ATV950D11N4	On Request
15	7.5		31.7	23.5	ATV950D15N4	On Request
18.5	15		39.2	31.7	ATV950D18N4	On Request
22	18.5		46.3	39.2	ATV950D22N4	On Request
30	22		61.5	46.3	ATV950D30N4	On Request
37	30		74.5	61.5	ATV950D37N4	On Request
45	37		88	74.5	ATV950D45N4	On Request
55	45		106	88	ATV950D55N4	On Request
75	55		145	106	ATV950D75N4	On Request
90	75		173	145	ATV950D90N4	On Request

*Reference ending with 'C' is without braking unit
 N4Z without display, VW3A1111 advance display to be ordered separately
 Please contact Customer Care Center for Stockable and Non stockable status of references.



Altivar Process Modular ATV6XX/9XX

LV Variable Speed Drive

Altivar Process Modular 110kW to 1200kW, 415V & 690V
***Coming Soon upto 2.6 MW**

The Altivar™ Process is the first services-oriented Low Voltage & Medium Voltage Drives allowing End Users with its energy management services and assets management capabilities, to:

- Measure their plant's energy consumption
- Control process equipment at its best efficiency
- Implement real-time asset management and predictive maintenance
- The Altivar™ Process Modular complete the Altivar Process line-up with a solution to address high end applications.
- The Altivar™ Process Modular offer partners capability to:
 - Lower inventories mix while providing flexibility for faster deliveries.
 - Standardized design and manufacturing processes of systems drives
 - Gain efficiency in servicing endcustomer
- Available in 48% THDi or with 3-level AFE design that is lower than 3% THDi and with less stress on motor.

Standard Offer

Drive Ratings For 380...480 V

Normal Duty - 400 V

Modular Single Drive	Nominal Power kW	Power Part Supply		Drive (output)			Unit MRP [₹]
		Input Current At 400 Vac	Apparent Power	Nominal Current (1)	Max. Transient current (1)		
		A	kVA	A	ATV600 (2)	ATV900 (3)	
ATV•A0C11Q4	110	198	137	211	232	253	On Request
ATV•A0C13Q4	132	233	161	250	275	300	On Request
ATV•A0C16Q4	160	278	193	302	332	362	On Request
ATV•A0C20Q4	200	352	244	370	407	444	On Request
ATV•A0C25Q4	250	432	299	477	525	572	On Request
ATV•A0C31Q4	315	538	373	590	649	708	On Request
ATV•A0C35Q4	355	611	423	660	726	792	On Request
ATV•A0C40Q4	400	681	472	730	803	876	On Request
ATV•A0C45Q4	450	764	529	830	913	996	On Request
ATV•A0C50Q4	500	846	586	900	990	1,080	On Request
ATV•A0C56Q4	560	948	657	1,020	1,122	1,224	On Request
ATV•A0C63Q4	630	1,058	733	1,140	1,254	1,368	On Request
ATV•A0C71Q4	710	1,192	826	1,260	1,386	1,512	On Request
ATV•A0C80Q4	800	1,335	925	1,420	1,562	1,704	On Request

Heavy Duty - 400 V

Modular Single Drive	Nominal Power kW	Power Part Supply		Drive (output)			Unit MRP [₹]
		Input Current At 400 Vac	Apparent Power	Nominal Current (1)	Max. Transient current (1) (2)		
		A	kVA	A	ATV600	ATV900	
ATV•A0C11Q4	90	167	116	173	260	260	On Request
ATV•A0C13Q4	110	198	137	211	317	317	On Request
ATV•A0C16Q4	132	233	161	250	375	375	On Request
ATV•A0C20Q4	160	290	201	302	453	453	On Request
ATV•A0C25Q4	200	353	245	370	555	555	On Request
ATV•A0C31Q4	250	432	299	477	716	716	On Request
ATV•A0C35Q4	280	489	339	520	780	780	On Request
ATV•A0C40Q4	315	545	378	590	885	885	On Request
ATV•A0C45Q4	355	611	423	660	990	990	On Request
ATV•A0C50Q4	400	681	472	730	1,095	1,095	On Request
ATV•A0C56Q4	450	767	531	830	1,245	1,245	On Request
ATV•A0C63Q4	500	849	588	900	1,350	1,350	On Request
ATV•A0C71Q4	560	951	659	1,020	1,530	1,530	On Request
ATV•A0C80Q4	630	1,061	735	1,140	1,710	1,710	On Request

Normal Duty - 690 V

Modular Single Drive	Nominal Power kW	Power Part Supply		Drive (output)			Unit MRP [₹]
		Input Current At 690 Vac	Apparent Power	Nominal Current (1)	Max. Transient current (1)		
		A	kVA	A	ATV600 (2)	ATV900 (3)	
ATV•A0C11Q6	110	118	141	125	138	150	On Request
ATV•A0C13Q6	132	138	165	145	160	174	On Request
ATV•A0C16Q6	160	163	195	175	193	210	On Request
ATV•A0C20Q6	200	200	239	215	237	258	On Request
ATV•A0C25Q6	250	255	305	275	303	330	On Request
ATV•A0C31Q6	315	316	378	340	374	408	On Request
ATV•A0C40Q6	400	394	471	425	468	510	On Request
ATV•A0C50Q6	500	495	592	520	572	624	On Request
ATV•A0C63Q6	630	615	735	650	715	780	On Request
ATV•A0C80Q6	800	776	927	830	913	996	On Request
ATV•A0M10Q6	1,000	969	1,158	1,030	1,133	1,236	On Request
ATV•A0M12Q6	1,200	1,161	1,388	1,230	1,353	1,476	On Request

Please contact Customer Care Center for Stockable and Non stockable status of references.

NORMAL STOCK ITEMS

W.E.F. January 25th, 2022

Heavy Duty - 690 V

Modular Single Drive	Nominal Power kW	Power Part Supply		Drive (output)			Unit MRP [₹]
		Input Current At 690 Vac	Apparent Power	Nominal Current (1)	Max. Transient current (1) (2)		
		A	kVA	A	ATV600 A	ATV900 A	
ATV•A0C11Q6	90	100	120	105	158	158	On Request
ATV•A0C13Q6	110	118	141	125	188	188	On Request
ATV•A0C16Q6	132	138	165	145	218	218	On Request
ATV•A0C20Q6	160	163	195	175	263	263	On Request
ATV•A0C25Q6	200	211	252	215	323	323	On Request
ATV•A0C31Q6	250	255	305	275	413	413	On Request
ATV•A0C40Q6	315	316	378	340	510	510	On Request
ATV•A0C50Q6	400	401	479	425	638	638	On Request
ATV•A0C63Q6	500	495	592	520	780	780	On Request
ATV•A0C80Q6	630	619	740	650	975	975	On Request
ATV•A0M10Q6	800	779	931	830	1,245	1,245	On Request
ATV•A0M12Q6	1,000	971	1,160	1,030	1,545	1,545	On Request

LH/Regen offer

Normal Duty - 400 V

Modular Single Drive	Nominal Power kW	Power Part Supply		Drive (output)			Unit MRP [₹]
		Input Current At 400 Vac	Apparent Power	Nominal Current (1)	Max. Transient current (1)		
		A	kVA	A	ATV600 (2) A	ATV900 (3) A	
ATV•B0C11Q4	110	175	121	211	232	253	On Request
ATV•B0C13Q4	132	208	144	250	275	300	On Request
ATV•B0C16Q4	160	252	174	302	332	362	On Request
ATV•B0C20Q4	200	313	217	370	407	444	On Request
ATV•B0C25Q4	250	389	270	477	525	572	On Request
ATV•B0C31Q4	315	491	340	590	649	708	On Request
ATV•B0C35Q4	355	553	383	660	726	792	On Request
ATV•B0C40Q4	400	620	429	730	803	876	On Request
ATV•B0C45Q4	450	697	483	830	913	996	On Request
ATV•B0C50Q4	500	775	537	900	990	1,080	On Request
ATV•B0C56Q4	560	868	601	1,020	1,122	1,224	On Request
ATV•B0C63Q4	630	971	673	1,140	1,254	1,368	On Request
ATV•B0C71Q4	710	1,094	758	1,260	1,386	1,512	On Request
ATV•B0C80Q4	800	1,227	850	1,420	1,562	1,704	On Request

Please contact Customer Care Center for Stockable and Non stockable status of references.

NORMAL STOCK ITEMS

W.E.F. January 25th, 2022

LH/Regen offer

Normal Duty - 690 V

Modular Single Drive	Nominal Power kW	Power Part Supply		Drive (output)			Unit MRP [₹]
		Input Current At 690 Vac	Apparent Power	Nominal Current (1)	Max. Transient current (1)		
		A	kVA	A	ATV600 (2)	ATV900 (3)	
ATV•B0C11Q6	110	102	122	125	138	150	On Request
ATV•B0C13Q6	132	122	146	145	160	174	On Request
ATV•B0C16Q6	160	148	177	175	193	210	On Request
ATV•B0C20Q6	200	183	219	215	237	258	On Request
ATV•B0C25Q6	250	228	273	275	303	330	On Request
ATV•B0C31Q6	315	287	343	340	374	408	On Request
ATV•B0C40Q6	400	363	434	425	468	510	On Request
ATV•B0C50Q6	500	453	541	520	572	624	On Request
ATV•B0C63Q6	630	568	678	650	715	780	On Request
ATV•B0C80Q6	800	718	859	830	913	996	On Request
ATV•B0M10Q6	1,000	898	1,073	1,030	1,133	1,236	On Request
ATV•B0M12Q6	1,200	1,078	1,288	1,230	1,353	1,476	On Request

Heavy Duty - 690 V

Modular Single Drive	Nominal Power kW	Power Part Supply		Drive (output)			Unit MRP [₹]
		Input Current At 690 Vac	Apparent Power	Nominal Current (1)	Max. Transient current (1) (2)		
		A	kVA	A	ATV600	ATV900	
ATV•B0C11Q6	90	85	101	105	158	158	On Request
ATV•B0C13Q6	110	102	122	125	188	188	On Request
ATV•B0C16Q6	132	122	146	145	218	218	On Request
ATV•B0C20Q6	160	148	177	175	263	263	On Request
ATV•B0C25Q6	200	183	219	215	323	323	On Request
ATV•B0C31Q6	250	228	273	275	413	413	On Request
ATV•B0C40Q6	315	287	343	340	510	510	On Request
ATV•B0C50Q6	400	362	433	425	638	638	On Request
ATV•B0C63Q6	500	453	541	520	780	780	On Request
ATV•B0C80Q6	630	569	680	650	975	975	On Request
ATV•B0M10Q6	800	718	859	830	1,245	1,245	On Request
ATV•B0M12Q6	1,000	898	1,073	1,030	1,545	1,545	On Request

Please contact Customer Care Center for Stockable and Non stockable status of references.

NORMAL STOCK ITEMS

W.E.F. January 25th, 2022



APM Liquid Cooled Offer

Normal Duty - 415 V

ND Modular Single Drive	Nominal Power kW	Power Part Supply		Drive (output)			Unit MRP [₹]
		Input Current At 690 Vac	Apparent Power	Nominal Current (1)	Max. Transient current (1)		
		A	kVA	A	ATV600 A	ATV900 A	
ATV•L0C13Q4	132	244	169	250	275	300	On Request
ATV•L0C16Q4	160	287	199	302	332	362	On Request
ATV•L0C20Q4	200	350	242	370	407	444	On Request
ATV•L0C25Q4	250	429	297	477	525	572	On Request
ATV•L0C31Q4	315	536	371	590	649	708	On Request
ATV•L0C40Q4	400	684	474	730	803	876	On Request
ATV•L0C50Q4	500	847	587	900	990	1080	On Request
ATV•L0C63Q4	630	1056	732	1,140	1254	1,368	On Request
ATV•L0C80Q4	800	1335	925	1,420	1562	1,704	On Request
ATV•L0C90Q4	900	1502	1041	1,600	1760	1920	On Request
ATV•L0M10Q4	1000	1669	1156	1,770	1947	2124	On Request
ATV•L0M12Q4	1200	2005	1389	2,140	2354	2568	On Request
ATV•L0M15Q4	1500	2513	1741	2,680	2948	3216	On Request
ATV•L0M18Q4	1800	3028	2098	3,200	3520	3840	On Request

Heavy Duty - 415 V

HD Modular Single Drive	Nominal Power kW	Power Part Supply		Drive (output)			Unit MRP [₹]
		Input Current At 690 Vac	Apparent Power	Nominal Current (1)	Max. Transient current (1)		
		A	kVA	A	ATV600 A	ATV900 A	
ATV•L0C13Q4	110	210	145	211	317	317	On Request
ATV•L0C16Q4	132	244	169	250	375	375	On Request
ATV•L0C20Q4	160	287	199	302	453	453	On Request
ATV•L0C25Q4	200	350	242	370	555	555	On Request
ATV•L0C31Q4	250	429	297	477	716	716	On Request
ATV•L0C40Q4	315	549	380	590	885	885	On Request
ATV•L0C50Q4	400	684	474	730	1095	1095	On Request
ATV•L0C63Q4	500	847	587	900	1350	1350	On Request
ATV•L0C80Q4	630	1062	736	1140	1710	1710	On Request
ATV•L0C90Q4	710	1188	823	1260	1890	1890	On Request
ATV•L0M10Q4	800	1339	928	1420	2130	2130	On Request
ATV•L0M12Q4	1000	1669	1156	1770	2655	2655	On Request
ATV•L0M15Q4	1200	2005	1389	2140	3210	3210	On Request
ATV•L0M18Q4	1400	2341	1622	2470	3705	3705	On Request

Please contact Customer Care Center for Stockable and Non stockable status of references.

NORMAL STOCK ITEMS

W.E.F. January 25th, 2022



Normal Duty - 690 V

ND Modular Single Drive	Nominal Power kW	Power Part Supply		Drive (output)			Unit MRP [₹]
		Input Current At 690 Vac	Apparent Power	Nominal Current (1)	Max. Transient current (1)		
		A	kVA	A	ATV600 A	ATV900 A	
ATV•L0C20Q6	200	218	261	215	237	258	On Request
ATV•L0C28Q6	280	290	347	308	339	370	On Request
ATV•L0C31Q6	315	322	385	340	374	408	On Request
ATV•L0C40Q6	400	399	477	425	468	510	On Request
ATV•L0C45Q6	450	446	533	480	528	576	On Request
ATV•L0C56Q6	560	563	673	590	649	708	On Request
ATV•L0C71Q6	710	700	837	740	814	888	On Request
ATV•L0C90Q6	900	875	1046	930	1023	1,116	On Request
ATV•L0M12Q6	1200	1260	1506	1,230	1353	1,476	On Request
ATV•L0M14Q6	1400	1355	1619	1,425	1568	1710	On Request
ATV•L0M16Q6	1600	1547	1849	1,620	1782	1944	On Request
ATV•L0M18Q6	1800	1740	2080	1,820	2002	2184	On Request
ATV•L0M22Q6	2200	2120	2543	2,220	2442	2664	On Request
ATV•L0M26Q6	2600	2517	3008	2,620	2882	3144	On Request

Heavy Duty - 690 V

HD Modular Single Drive	Nominal Power kW	Power Part Supply		Drive (output)			Unit MRP [₹]
		Input Current At 690 Vac	Apparent Power	Nominal Current (1)	Max. Transient current (1)		
		A	kVA	A	ATV600 A	ATV900 A	
ATV•L0C20Q6	160	184	220	175	263	263	On Request
ATV•L0C28Q6	220	236	282	240	360	360	On Request
ATV•L0C31Q6	250	262	313	275	413	413	On Request
ATV•L0C40Q6	315	322	385	340	510	510	On Request
ATV•L0C45Q6	355	359	429	384	576	576	On Request
ATV•L0C56Q6	450	462	552	480	720	720	On Request
ATV•L0C71Q6	560	563	673	590	885	885	On Request
ATV•L0C90Q6	710	700	837	740	1110	1110	On Request
ATV•L0M12Q6	1000	976	1166	1,030	1545	1545	On Request
ATV•L0M14Q6	1100	1070	1279	1,130	1695	1695	On Request
ATV•L0M16Q6	1300	1262	1508	1,330	1995	1995	On Request
ATV•L0M18Q6	1400	1357	1622	1,425	2138	2138	On Request
ATV•L0M22Q6	1700	1644	1955	1,720	2580	2580	On Request
ATV•L0M26Q6	2100	2030	2426	2,120	3180	3180	On Request

Please contact Customer Care Center for Stockable and Non stockable status of references.

NORMAL STOCK ITEMS

W.E.F. January 25th, 2022

Altistart 480 New



The Altivar™ Soft Starter ATS480 is the next evolution of soft starters for digitization, while meeting cybersecurity standard. Designed to address process and infrastructures, ATS480 simplifies projects execution and maximizes the availability of your applications, even in the most demanding environments.

ATS480 builds on the proven robustness and stop/ starting performance of the ATS48.

ATS480 extends the lifetime of ATS48 equipment and preserves your initial investment by reusing current design.

Benefits

Reduced engineering time and cost

- The integration of Altivar Soft Starter ATS480 in EcoStruxure™ Apps and software for Automation and Power drastically simplify architecture selection, detailed design and execution.

Reliability for your operations

- Highly robust and reliable even for the most demanding applications or in harsh environments
- Flexibility to improve the continuity of service of your applications

Cybersecure

- User account management to enforce authorization
- ATS480 has enhance cybersecurity features built-in to restrict or disable port and services
- Threat intelligence to generate security related reports
- Secure boot and firmware upgrade

Complete solution for Process & Infrastructures projects



Only 1 range 208/690 V from 4 to 900kW



Options and accessories common to Altivar™

Altivar " Soft Starter ATS480 characteristics	
Us Rated operational voltage	208 to 690V
Ie rated operational current	17 to 1700A
Pe Power range	4 to 900kW
Application type	Normal and heavy duty
Control Type	Torque control, the original
Current limitation	500% Ie up to 700% motor In
Stop mode	Torque ramp, dynamic braking, DC injection
Motor thermal protection	Embedded electronic thermal relay, PTC, PT100
Connectivity	Modbus serial (embedded)
	Modbus TCP
	EtherNet/IP PROFINET PROFIBUS DP CANopen
Markings and Certifications	CE, c.UL.us, CCC, EAC, RCM, UKCA, DNV ABS, BV CCS

Please contact Customer Care Center for Stockable and Non stockable status of references.

NORMAL STOCK ITEMS

W.E.F. January 25th, 2022



Reduce mechanical stress on your machines

Altistart 01
Altistart 22
Altistart 48



Complete range of soft starters from 0.37 kW (3 Amps)
to 900 kW (1200 Amps)

Altistart range: soft starters designed for your machines

Small and simple



The best partner for simple machines from 0.37 to 15 kW

Altistart 01 - small footprint and high soft start value

- Designed for 1-phase and 3-phase AC motors and simple machines
- Minimum dimensions (22.5 mm/45 mm width)
- Quick and easy set-up
- Suppression of torque surges at startup
- Limitation of current peaks
- Suppression of voltage drops
- Side-by-side mounting

All-in-one device



Covers most light-duty industrial applications from 4 to 400 kW

Altistart 22 - compact soft start/soft stop unit with integrated by-pass

- Designed for 3-phase AC motors and standard applications
- True 3-phase control
- Integrated by-pass contactor for compact design, reduced wiring time, low heat dissipation
- Voltage and torque control to manage soft start/soft stop
- Complete motor/starter/application protection
- Integrated modbus communication
- Type 1 coordination
- User-friendly human machine interface (HMI)

High performance with TCS concept



Dedicated to heavy-duty industrial applications from 4 to 900 kW

Altistart 48 - high-performance soft starter

- Designed for 3-phase AC motors and harsh applications (starting time >30s)
- Patented torque control system (TCS) to manage soft start and dynamic breaking
- Motor thermal protection and motor preheating function
- Machine under- and overload protection
- Cascaded starting and deceleration of a number of motors
- Integrated modbus communication and other gateway solutions
- Type 2 coordination
- Large number of configurable I/O
- Automatic restart
- Plug-and-play factory setting

Soft Starter

ATS01 Soft Start – Soft Stop Unit (For Simple Machines)



[Us] Rated Supply Voltage	Network Number of Phases	Motor Power kW	Starting Time	[Ie] Rated Operational Current (A)	Reference	Unit MRP [₹]
380...415V 50.....60Hz	3	1.5kW/2.2kW/3kW	adjustable from 1 to 10s	6	ATS01N206QN	On Request
		4kW	adjustable from 1 to 10s	9	ATS01N209QN	On Request
		5.5kW	adjustable from 1 to 10s	12	ATS01N212QN	On Request
		7.5kW/11kW	adjustable from 1 to 10s	22	ATS01N222QN	On Request
		15kW	adjustable from 1 to 10s	32	ATS01N232QN	On Request

ATS22 Soft Starter: Soft Starter for Utilities i.e. Pump & fan



- Embedded shorting contactor
- Size reduction: average of 25% less compare to ATS48 alone (without additional by-pass)
- Full starter and motor protections
- True three phases control
- Modbus in Built

kW (400 V)	Nominal Current (Amps)	Reference	Unit MRP [₹]
Three phase-Supply Voltage: 230V...440V			
7.5	17	ATS22D17Q	On Request
15	32	ATS22D32Q	On Request
22	47	ATS22D47Q	On Request
30	62	ATS22D62Q	On Request
37	75	ATS22D75Q	On Request
45	88	ATS22D88Q	On Request
55	110	ATS22C11Q	On Request
75	140	ATS22C14Q	On Request
90	170	ATS22C17Q	On Request
110	210	ATS22C21Q	On Request
132	250	ATS22C25Q	On Request
160	320	ATS22C32Q	On Request
220	410	ATS22C41Q	On Request
250	480	ATS22C48Q	On Request
315	590	ATS22C59Q	On Request

Please contact Customer Care Center for Stockable and Non stockable status of references.

NORMAL STOCK ITEMS

W.E.F. January 25th, 2022

ATS48 Soft start-soft stop units for 3-phase asynchronous motors

from 4 to 1200 kW



- Thermal protection of the motor
- Protection of the machine: under load and overload with adjustable threshold and times, locked rotor, control of the direction of rotation
- Control of starter bypass contactor to prevent heat dissipation
- Numerous configurable inputs/outputs
- Modbus Integrated

Altistart 48 offers you the benefits of its patented Torque Control System (TCS). Ready for immediate start-up, with simplified wiring and extended communication functions, it can be integrated at the heart of your applications in complete simplicity

For STD Application kW (400V)	For Severe Application kW (400V)	For STD Application Nominal Current (Amps)	For Severe Application Nominal Current (Amps)	Reference	Unit MRP [₹]
Three phase-Supply Voltage: 230V...415V					
7.5	5.5	17	12	ATS48D17Q	On Request
11	7.5	22	17	ATS48D22Q	On Request
15	11	32	22	ATS48D32Q	On Request
19	15	38	32	ATS48D38Q	On Request
22	18.5	47	38	ATS48D47Q	On Request
30	22	62	47	ATS48D62Q	On Request
37	30	75	62	ATS48D75Q	On Request
45	37	88	75	ATS48D88Q	On Request
55	45	110	88	ATS48C11Q	On Request
75	55	140	110	ATS48C14Q	On Request
90	75	170	140	ATS48C17Q	On Request
110	90	210	170	ATS48C21Q	On Request
132	110	250	210	ATS48C25Q	On Request
160	132	320	250	ATS48C32Q	On Request
220	160	410	320	ATS48C41Q	On Request
250	220	480	410	ATS48C48Q	On Request
315	250	590	480	ATS48C59Q	On Request
355	315	660	590	ATS48C66Q	On Request
400	355	790	660	ATS48C79Q	On Request
500	400	1000	790	ATS48M10Q	On Request
630	500	1200	1000	ATS48M12Q	On Request

Please contact Customer Care Center for Stockable and Non stockable status of references.

NORMAL STOCK ITEMS

W.E.F. January 25th, 2022



Zelio 2 compact smart relay with display



Zelio 2 compact smart relay without display



Zelio 2 modular smart relay with display

Relays

Description	Reference	Unit MRP [₹]
Voltage 24V DC		
Zelio Logic module - 10 I O, RLY - w/o clock - with display	SR2A101BD <input checked="" type="checkbox"/>	14760
Zelio Logic module - 20 I O, RLY - w/o clock - with display	SR2A201BD <input checked="" type="checkbox"/>	24095
Zelio Logic module - 12 I O, TRN - with clock - with display	SR2B121BD <input checked="" type="checkbox"/>	13498
Zelio Logic module - 12 I O, TRN - with clock - with display	SR2B122BD	20247
Zelio Logic module - 20 I O, RLY - with clock - with display	SR2B201BD <input checked="" type="checkbox"/>	26807
Zelio Logic module - 20 I O, RLY - with clock - with display	SR2B202BD	27879
Zelio Logic module - 10 I O, RLY - w/o clock - w/o display	SR2D101BD <input checked="" type="checkbox"/>	10778
Zelio Logic module - 20 I O, RLY - w/o clock - w/o display	SR2D201BD <input checked="" type="checkbox"/>	21635
Zelio Logic module - 12 I O, RLY - with clock - w/o display	SR2E121BD	13876
Zelio Logic module - 20 I O, RLY - with clock - w/o display	SR2E201BD	25129
Zelio Logic module - 10 I O, RLY - with clock - with display	SR3B101BD	16273
Zelio Logic module - 10 I O, TRN - with clock - with display	SR3B102BD	15012
Zelio Logic module - 26 I O, RLY - with clock - with display	SR3B261BD <input checked="" type="checkbox"/>	33807
Zelio Logic module - 26 I O, TRN - with clock - with display	SR3B262BD	33870
Voltage 100-240V AC		
Zelio Logic module - 10 I O, RLY - w/o clock - with display	SR2A101FU <input checked="" type="checkbox"/>	16714
Zelio Logic module - 20 I O, RLY - w/o clock - with display	SR2A201FU <input checked="" type="checkbox"/>	24788
Zelio Logic module - 12 I O, RLY - with clock - with display	SR2B121FU <input checked="" type="checkbox"/>	16588
Zelio Logic module - 20 I O, RLY - with clock - with display	SR2B201FU <input checked="" type="checkbox"/>	27564
Zelio Logic module - 10 I O, RLY - w/o clock - w/o display	SR2D101FU	11537
Zelio Logic module - 20 I O, RLY - w/o clock - w/o display	SR2D201FU	24465
Zelio Logic module - 12 I O, RLY - with clock - w/o display	SR2E121FU	14619
Zelio Logic module - 20 I O, RLY - with clock - w/o display	SR2E201FU	27485
Zelio Logic module - 10 I O, RLY - with clock - with display	SR3B101FU	17517
Zelio Logic module - 26 I O, RLY - with clock - with display	SR3B261FU <input checked="" type="checkbox"/>	34942
Voltage 12V DC		
Zelio Logic module - 12 I O - with clock - with display	SR2B121JD	17346
Zelio Logic module - 20 I O - with clock - with display	SR2B201JD	21141
Voltage 24V AC		
Zelio Logic module - 12 I O - with clock - with display	SR2B121B	17346
Zelio Logic module - 20 I O - with clock - with display	SR2B201B	31774
Zelio Logic module - 20 I O - with clock - w/o display	SR2E201B	25250
Zelio Logic module - 10 I O - with clock - with display	SR3B101B	17638
Zelio Logic module - 24 I O - with clock - with display	SR3B261B	36898

Note: Zelio Smart Relays are also available in other voltages. Please contact our nearest Sales Office for the same.



I/O Extension module

I/O Extension modules

Description	Reference	Unit MRP [₹]
discrete I/O extension module - 6 I O 4DI, 2DO - 24 V DC	SR3XT61BD	6647
discrete I/O extension module - 6 I O 4DI, 2DO	SR3XT61FU	6555
discrete I/O extension module - 10 I O 6DI, 4DO - 24 V DC	SR3XT101BD <input checked="" type="checkbox"/>	7147
discrete I/O extension module - 10 I O 6DI, 4DO	SR3XT101FU	8663
discrete I/O extension module - 14 I O 8DI, 6DO - 24 V AC	SR3XT141B	13675
discrete I/O extension module - 14 I O 8DI, 6DO - 24 V DC	SR3XT141BD <input checked="" type="checkbox"/>	9858
discrete I/O extension module - 14 I O 8DI, 6DO	SR3XT141FU	10476
Analogue I/O extension module - 2 AI/ 2AO	SR3XT43BD	15792

Accessories

Description	Reference	Unit MRP [₹]
SUB-D 9-pin PC connecting cable - 3 m	SR2CBL01 <input checked="" type="checkbox"/>	10858
SUB-D 9-pin modem connecting cable - 0.5 m	SR2CBL07 <input checked="" type="checkbox"/>	20601
communication interface	SR2COM01	18933
documentation - programming on the smart relay - EN	SR2MAN01EN	3682
memory cartridge firmware - up to v 2.4 - EEPROM	SR2MEM01 <input checked="" type="checkbox"/>	2772
memory cartridge firmware - for v 3.0 - EEPROM	SR2MEM02 <input checked="" type="checkbox"/>	2658
modem interface - analog PSTN	SR2MOD01	76663
modem interface - GSM	SR2MOD02	55405
programming software "Zelio Soft 2" multilingual - CD-ROM	SR2SFT01	3943
USB PC connecting cable - 3 m	SR2USB01 <input checked="" type="checkbox"/>	13509

Please contact Customer Care Center for Stockable and Non stockable status of references.

NORMAL STOCK ITEMS

W.E.F. January 25th, 2022



- 10 A relays with 1 C/O contact and 5 A relays with 2 C/O contacts.
- Sockets with separate contact terminals, screw connector connection and built-in plastic maintaining clamp, 35mm DIN rail mounting and Panel mounting.
- Optional modules for additional protection

RXG Interface Relays NEW

Product description	Reference	Unit MRP [₹]
1CO 10A Relay +LTB-LED 48VAC	RXG11E7	695
1CO 10A Relay +LTB-LED 120VAC	RXG11F7	735
1CO 10A Relay +LTB-LED 220VAC	RXG11M7	708
1CO 10A Relay +LTB-LED 230VAC	RXG11P7	694
1CO 10A Relay +LTB-LED 6VDC	RXG11RD	561
1CO 10A Relay +LTB-LED 12VDC	RXG11JD	561
1CO 10A Relay +LTB-LED 24VDC	RXG11BD	558
1CO 10A Relay +LTB-LED 48VDC	RXG11ED	561
1CO 10A Relay +LTB-LED 60VDC	RXG11ND	561
1CO 10A Relay +LTB-LED 110VDC	RXG11FD	561
1CO 10A Relay +LTB+LED 24VAC	RXG12B7	755
1CO 10A Relay +LTB+LED 48VAC	RXG12E7	755
1CO 10A Relay +LTB+LED 120VAC	RXG12F7	755
1CO 10A Relay +LTB+LED 220VAC	RXG12M7	755
1CO 10A Relay +LTB+LED 230VAC	RXG12P7	755
1CO 10A Relay +LTB+LED 6VDC	RXG12RD	617
1CO 10A Relay +LTB+LED 12VDC	RXG12JD	617
1CO 10A Relay +LTB+LED 24VDC	RXG12BD	629
1CO 10A Relay +LTB+LED 60VDC	RXG12ND	617
1CO 10A Relay +LTB+LED 110VDC	RXG12FD	617
1CO 10A Relay-LTB+LED 48VAC	RXG13E7	726
1CO 10A Relay-LTB+LED 220VAC	RXG13M7	726
1CO 10A Relay-LTB+LED 230VAC	RXG13P7	739
1CO 10A Relay-LTB+LED 6VDC	RXG13RD	586
1CO 10A Relay-LTB+LED 24VDC	RXG13BD	586
1CO 10A Relay-LTB+LED 48VDC	RXG13ED	586
1CO 10A Relay-LTB+LED 60VDC	RXG13ND	586
1CO 10A Relay-LTB+LED 110VDC	RXG13FD	586
1CO 10A Relay Clear 24VAC	RXG15B7	629
1CO 10A Relay Clear 48VAC	RXG15E7	629
1CO 10A Relay Clear 120VAC	RXG15F7	629
1CO 10A Relay Clear 220VAC	RXG15M7	629
1CO 10A Relay Clear 230VAC	RXG15P7	629
1CO 10A Relay Clear 6VDC	RXG15RD	490
1CO 10A Relay Clear 12VDC	RXG15JD	517
1CO 10A Relay Clear 24VDC	RXG15BD	528
1CO 10A Relay Clear 48VDC	RXG15ED	490
1CO 10A Relay Clear 60VDC	RXG15ND	490
1CO 10A Relay Clear 110VDC	RXG15FD	490
2CO 5A Relay +LTB-LED 24VAC	RXG21B7	748
2CO 5A Relay +LTB-LED 120VAC	RXG21F7	762
2CO 5A Relay +LTB-LED 220VAC	RXG21M7	820

Please contact Customer Care Center for Stockable and Non stockable status of references.

NORMAL STOCK ITEMS

W.E.F. January 25th, 2022



- 10 A relays with 1 C/O contact and 5 A relays with 2 C/O contacts.
- Sockets with separate contact terminals, screw connector connection and built-in plastic maintaining clamp, 35mm DIN rail mounting and Panel mounting.
- Optional modules for additional protection

RXG Interface Relays

NEW

Product description	Reference	Unit MRP [₹]
2CO 5A Relay +LTB-LED 230VAC	RXG21P7	748
2CO 5A Relay +LTB-LED 6VDC	RXG21RD	628
2CO 5A Relay +LTB-LED 12VDC	RXG21JD	639
2CO 5A Relay +LTB-LED 24VDC	RXG21BD	628
2CO 5A Relay +LTB-LED 48VDC	RXG21ED	628
2CO 5A Relay +LTB-LED 60VDC	RXG21ND	628
2CO 5A Relay +LTB-LED 110VDC	RXG21FD	639
2CO 5A Relay +LTB+LED 24VAC	RXG22B7	840
2CO 5A Relay +LTB+LED 48VAC	RXG22E7	824
2CO 5A Relay +LTB+LED 120VAC	RXG22F7	840
2CO 5A Relay +LTB+LED 220VAC	RXG22M7	824
2CO 5A Relay +LTB+LED 230VAC	RXG22P7	840
2CO 5A Relay +LTB+LED 6VDC	RXG22RD	685
2CO 5A Relay +LTB+LED 12VDC	RXG22JD	685
2CO 5A Relay +LTB+LED 24VDC	RXG22BD	699
2CO 5A Relay +LTB+LED 48VDC	RXG22ED	724
2CO 5A Relay +LTB+LED 60VDC	RXG22ND	685
2CO 5A Relay +LTB+LED 110VDC	RXG22FD	685
2CO 5A Relay-LTB+LED 24VAC	RXG23B7	793
2CO 5A Relay-LTB+LED 48VAC	RXG23E7	793
2CO 5A Relay-LTB+LED 120VAC	RXG23F7	793
2CO 5A Relay-LTB+LED 220VAC	RXG23M7	793
2CO 5A Relay-LTB+LED 230VAC	RXG23P7	807
2CO 5A Relay-LTB+LED 6VDC	RXG23RD	655
2CO 5A Relay-LTB+LED 12VDC	RXG23JD	655
2CO 5A Relay-LTB+LED 24VDC	RXG23BD	655
2CO 5A Relay-LTB+LED 48VDC	RXG23ED	655
2CO 5A Relay-LTB+LED 60VDC	RXG23ND	655
2CO 5A Relay-LTB+LED 110VDC	RXG23FD	655
2CO 5A Relay Clear 48VAC	RXG25E7	695
2CO 5A Relay Clear 220VAC	RXG25M7	735
2CO 5A Relay Clear 230VAC	RXG25P7	695
2CO 5A Relay Clear 6VDC	RXG25RD	557
2CO 5A Relay Clear 12VDC	RXG25JD	557
2CO 5A Relay Clear 24VDC	RXG25BD	567
2CO 5A Relay Clear 48VDC	RXG25ED	557
2CO 5A Relay Clear 60VDC	RXG25ND	557
2CO 5A Relay Clear 110VDC	RXG25FD	557
Accessories		
1CO Separate terminal socket with clamp	RGZE1S35M	352
2CO Separate terminal socket with clamp	RGZE1S48M	389

Please contact Customer Care Center for Stockable and Non stockable status of references.

NORMAL STOCK ITEMS

W.E.F. January 25th, 2022

RXM Miniature Relays

Control Circuit Voltage	Reference	Unit MRP [₹]
Without Lockable Test Button without LED		
2 C/O - 5 AMPS		
24 V DC	RXM2LB1BD	423
48 V DC	RXM2LB1ED	480
24 V AC	RXM2LB1B7	442
120 V AC	RXM2LB1F7	442
230 V AC	RXM2LB1P7	433
4 C/O - 3 AMPS		
24 V DC	RXM4LB1BD	488
48 V DC	RXM4LB1ED	562
24 V AC	RXM4LB1B7	536
230 V AC	RXM4LB1P7	488
Without Lockable Test Button with LED		
2 C/O - 5 AMPS		
12 V DC	RXM2LB2JD	488
24 V DC	RXM2LB2BD <input checked="" type="checkbox"/>	455
48 V DC	RXM2LB2ED	488
24 V AC	RXM2LB2B7	488
120 V AC	RXM2LB2F7	488
230 V AC	RXM2LB2P7 <input checked="" type="checkbox"/>	455
36 V DC	RXM2LB2CD	504
110 V DC	RXM2LB2FD	488
4 C/O - 3 AMPS		
12 V DC	RXM4LB2JD	550
24 V DC	RXM4LB2BD <input checked="" type="checkbox"/>	515
48 V DC	RXM4LB2ED	550
24 V AC	RXM4LB2B7	550
120 V AC	RXM4LB2F7	550
230 V AC	RXM4LB2P7 <input checked="" type="checkbox"/>	515
110 V DC	RXM4LB2FD	550

Accessories

Description	Reference	Unit MRP [₹]
Sockets		
Sockets - mixed-screw clamp - relay type RXM2 (without lockable test button)	RXZE1M2C <input checked="" type="checkbox"/>	212
Sockets - mixed-screw clamp - relay type RXM2/RXM4 (without lockable test button)	RXZE1M4C <input checked="" type="checkbox"/>	270

Please contact Customer Care Center for Stockable and Non stockable status of references.

NORMAL STOCK ITEMS

W.E.F. January 25th, 2022

RXM*NB Miniature Relays

Control Circuit Voltage	Reference	Unit MRP [₹]
Miniature Relays without Lockable Test-Button, with LED		
2 Change Over - 10 AMPS Contact Rating		
12 V DC	RXM2NB3JD	532
24 V DC	RXM2NB3BD	482
24 V AC	RXM2NB3B7	532
4 Change Over - 5 AMPS Contact Rating		
110 V DC	RXM4NB3FD	607
220 V DC	RXM4NB3MD	709
24 V AC	RXM4NB3B7	607
230 V AC	RXM4NB3P7	568

RXZ Miniature Relay Socket

Description	Reference	Unit MRP [₹]
Accessories		
Sockets		
socket for miniature relay - for RXM2N - with mixed contacts - screw clamp	RXZE2M2N	227
socket for miniature relay - for RXM4N - with mixed contacts - screw clamp	RXZE2M4N	258

Please contact Customer Care Center for Stockable and Non stockable status of references.

NORMAL STOCK ITEMS

W.E.F. January 25th, 2022

RXM Miniature Relays

Control Circuit Voltage	Reference	Unit MRP [₹]
Without LED		
2 Change Over - 12 AMPS Contact Rating		
12 V DC	RXM2AB1JD	615
24 V AC	RXM2AB1B7	615
24 V DC	RXM2AB1BD <input checked="" type="checkbox"/>	592
48 V AC	RXM2AB1E7	615
48 V DC	RXM2AB1ED	615
110 V DC	RXM2AB1FD	621
120 V AC	RXM2AB1F7 <input checked="" type="checkbox"/>	615
230 V AC	RXM2AB1P7 <input checked="" type="checkbox"/>	592
3 Change Over - 10 AMPS Contact Rating		
12 V DC	RXM3AB1JD	823
24 V AC	RXM3AB1B7	916
24 V DC	RXM3AB1BD	822
48 V AC	RXM3AB1E7	1032
48 V DC	RXM3AB1ED	1045
120 V AC	RXM3AB1F7	846
230 V AC	RXM3AB1P7	846
4 Change Over - 6 AMPS Contact Rating		
12 V DC	RXM4AB1JD	737
24 V AC	RXM4AB1B7	752
24 V DC	RXM4AB1BD <input checked="" type="checkbox"/>	737
48 V AC	RXM4AB1E7	773
48 V DC	RXM4AB1ED	821
110 V DC	RXM4AB1FD	821
120 V AC	RXM4AB1F7 <input checked="" type="checkbox"/>	752
220 V DC	RXM4AB1MD	821
230 V AC	RXM4AB1P7 <input checked="" type="checkbox"/>	752
240 V AC	RXM4AB1U7	752
With LED		
2 Change Over - 12 AMPS Contact Rating		
12 V DC	RXM2AB2JD	642
24 V AC	RXM2AB2B7	638
24 V DC	RXM2AB2BD <input checked="" type="checkbox"/>	615
48 V AC	RXM2AB2E7	630
48 V DC	RXM2AB2ED	642
110 V DC	RXM2AB2FD	630
120 V AC	RXM2AB2F7 <input checked="" type="checkbox"/>	642
230 V AC	RXM2AB2P7 <input checked="" type="checkbox"/>	615
3 Change Over - 10 AMPS Contact Rating		
12 V DC	RXM3AB2JD	810
24 V AC	RXM3AB2B7	856
24 V DC	RXM3AB2BD	787
48 V DC	RXM3AB2ED	968
120 V AC	RXM3AB2F7	823
230 V AC	RXM3AB2P7	823
4 Change Over - 6 AMPS Contact Rating		
12 V DC	RXM4AB2JD	859
24 V AC	RXM4AB2B7	875
24 V DC	RXM4AB2BD <input checked="" type="checkbox"/>	816
48 V AC	RXM4AB2E7	875
48 V DC	RXM4AB2ED	859
110 V DC	RXM4AB2FD	859
120 V AC	RXM4AB2F7 <input checked="" type="checkbox"/>	875
125 V DC	RXM4AB2GD	899
230 V AC	RXM4AB2P7 <input checked="" type="checkbox"/>	832

RXM Miniature Relays

Control Circuit Voltage	Reference	Unit MRP [₹]
With Low Level Contact		
4 Change Over - 3 AMPS Contact Rating		
12 V DC	RXM4GB1JD	922
	RXM4GB2JD	997
	RXM4GB2B7	978
24 V DC	RXM4GB1BD	939
	RXM4GB2BD	951
48 V AC	RXM4GB1E7	922
	RXM4GB2E7	978
48 V DC	RXM4GB2ED	978
	RXM4GB1FD	922
110 V DC	RXM4GB2FD	978
	RXM4GB2F7	997
	RXM4GB2P7	978
230 V AC	RXM4GB1P7	912
240 V AC	RXM4GB2U7	1005

RXZ Miniature Relays

Description	Reference	Unit MRP [₹]
Accessories		
Sockets		
Socket for miniature relay - Zelio RXZ - with mixed contacts - connectors	RXZE2M114M <input checked="" type="checkbox"/>	297
Socket for miniature relay - Zelio RXZ - with mixed contacts - screw clamp	RXZE2M114 <input checked="" type="checkbox"/>	331
Socket for miniature relay - Zelio RXZ - with separate contacts - connectors	RXZE2S111M <input checked="" type="checkbox"/>	381
Protection Modules		
Diode		
Socket for miniature relay - Zelio RXZ - with mixed contacts - connectors	RXZE2M114M	297
Socket for miniature relay - Zelio RXZ - with mixed contacts - screw clamp	RXZE2M114	331
Socket for miniature relay - Zelio RXZ - with separate contacts - connectors	RXZE2S111M	381
Protection module - diode - 6..250V DC - for miniature relay socket RXZ	RXM040W	152
RC Circuit		
Protection module - RC circuit - 110..240 AC - for miniature relay socket RXZ	RXM041FU7	166
Protection module - RC circuit - 24..60 AC - for miniature relay socket RXZ	RXM041BN7	166
Varistor		
Protection module -Varistor - 24..60V AC/DC - for miniature relay socket RXZ	RXM021BN	196
Protection module -Varistor - 6..24V AC/DC - for miniature relay socket RXZ	RXM021RB	196
Protection module -Varistor -110..240 AC/DC - for miniature relay socket RXZ	RXM021FP	186
Clips and Legends		
Clip-in legends-for Sockets having separate contact	RXZL420	23
Clip-in legends - for Zelio relay - set of 10	RXZL520	295
Metal maintaining clamp - for miniature relay socket RXZ	RXZ400	54
Mounting adaptor for DIN rail - for miniature relay socket RXZ	RXZE2DA	83
Mounting adaptor with fixing lugs for panel - for miniature relay socket RXZ	RXZE2FA	83
Plastic maintaining clamp - for miniature relay socket RXZ	RXZR335	52

Please contact Customer Care Center for Stockable and Non stockable status of references.

NORMAL STOCK ITEMS

W.E.F. January 25th, 2022

RPM Power Relays

Control Circuit Voltage	Reference	Unit MRP [₹]
Without LED		
1 Change Over - 15 AMPS Contact Rating		
12 V DC	RPM11JD	1234
24 V AC	RPM11B7	1234
24 V DC	RPM11BD	1226
48 V AC	RPM11E7	1745
48 V DC	RPM11ED	1234
110 V DC	RPM11FD	1234
120 V AC	RPM11F7	1496
230 V AC	RPM11P7	1363
2 Change Over - 15 AMPS Contact Rating		
12 V DC	RPM21JD	1347
24 V AC	RPM21B7	1275
24 V DC	RPM21BD	1239
48 V AC	RPM21E7	1275
120 V AC	RPM21F7	1496
230 V AC	RPM21P7	1275
3 Change Over - 15 AMPS Contact Rating		
12 V DC	RPM31JD	1319
24 V AC	RPM31B7	1381
48 V AC	RPM31E7	1867
48 V DC	RPM31ED	1867
110 V DC	RPM31FD	1393
120 V AC	RPM31F7	1556
4 Change Over - 15 AMPS Contact Rating		
12 V DC	RPM41JD	1381
24 V AC	RPM41B7	1381
24 V DC	RPM41BD	1377
48 V AC	RPM41E7	1381
120 V AC	RPM41F7	1583
230 V AC	RPM41P7	1381
With LED		
1 Change Over - 15 AMPS Contact Rating		
12 V DC	RPM12JD	1302
24 V AC	RPM12B7	1302
24 V DC	RPM12BD	873
48 V AC	RPM12E7	1302
48 V DC	RPM12ED	1302
110 V DC	RPM12FD	1302
120 V AC	RPM12F7	1556
230 V AC	RPM12P7	1418
2 Change Over - 15 AMPS Contact Rating		
12 V DC	RPM22JD	1319
24 V AC	RPM22B7	1319
24 V DC	RPM22BD	1158
48 V AC	RPM22E7	1319
110 V DC	RPM22FD	1319
120 V AC	RPM22F7	1556
230 V AC	RPM22P7	1305

RPM Power Relays

Control Circuit Voltage	Reference	Unit MRP [₹]
3 Change Over - 15 AMPS Contact Rating		
24 V AC	RPM32B7	1342
24 V DC	RPM32BD	1474
48 V AC	RPM32E7	1342
48 V DC	RPM32ED	1342
110 V DC	RPM32FD	1342
120 V AC	RPM32F7	1583
230 V AC	RPM32P7	1503
4 Change Over - 15 AMPS Contact Rating		
24 V AC	RPM42B7	1401
24 V DC	RPM42BD	1417
48 V AC	RPM42E7	1465
48 V DC	RPM42ED	1512
120 V AC	RPM42F7	1574
230 V AC	RPM42P7	1392

RPZ Power Relays

Description	Reference	Unit MRP [₹]
Accessories		
Mixed Contact Socket		
	RPZF2	564
Socket for power relay - Zelio RPZ - with mixed contacts - screw clamp	RPZF1	562
	RPZF4	962
	RPZF3	996
Clips And Legends		
Metal maintaining clamp - for relay socket RPZF1	RPZR235	151
Mounting adaptor for DIN rail - for power relay socket RPZ	RPZ1DA	151
	RPZ3DA	151
	RPZ4DA	217
Mounting adaptor with fixing lugs for panel - for power relay socket RPZ	RPZ1FA	151
	RPZ3FA	151
	RPZ4FA	206

RPF Power Relays

Control Circuit Voltage	Reference	Unit MRP [₹]
N/O - 30 AMPS Contact Rating		
24 V DC	RPF2ABD	2253
120 V AC	RPF2AF7	2318
230 V AC	RPF2AP7	2207
Change Over - 30 AMPS Contact Rating		
12 V DC	RPF2BJD	1890
24 V AC	RPF2BB7	1945
24 V DC	RPF2BBD	2232
110 V DC	RPF2BFD	1945
120 V AC	RPF2BF7	2492
230 V AC	RPF2BP7	2297

Please contact Customer Care Center for Stockable and Non stockable status of references.

NORMAL STOCK ITEMS

W.E.F. January 25th, 2022



RE17 Electronic Timers

NEW

Description	Reference	Unit MRP [₹]
On Delay Timer 24 240 Vac	RE17LAMW	2823
Off Delay Timer 24 240VAC	RE17LCBM	3301
Timer Function H Solid State Output 24 240VAC	RE17LHBM	4223
Flashing Timer	RE17LLBM	3470
Multi Functionion Timer	RE17LMBM	3399
Timer Function A at 1C O 24VAC DC 240VAC	RE17RAMU	2648
Timer Function B 1C O 24VAC DC 240VAC	RE17RBMU	3936
Timer Function C 1C O 24VAC DC 240VAC	RE17RCMU	2770
Timer Function H Ht 1C O 24VAC DC 240VAC	RE17RHMU	2849
Flashing Timer	RE17RLJU	3703
Timer Function L Li 1C O 24VAC DC 240VAC	RE17RLMU	3703
MultiFunction Timer 1C O 24VAC DC 240VAC	RE17RMEMU	3360
10 X MultiFunction Timer 1C O 12VAC DC	RE17RMJU	3503
MultiFunction Timer 1C O 24VAC DC 240VAC	RE17RMMU	3405
MultiFunction Timer 1C O 12 240VAC DC	RE17RMMW	3792
MultiFunction Timer 1C O 12 240VAC DC	RE17RMMWS	4084
MultiFunction Timer 1C O 24VAC DC 240VAC	RE17RMXMU	4283



RE22 Electronic Timers

Description	Reference	Unit MRP [₹]
Multi-functionTimingRelay-0.05s...300h-24...240VAC/DC-2C/O	RE22R2MYMR	On request
MultifunctionTimerRelay-12...240VAC/DC-2C/O	RE22R2MMW	On request
Star-deltatimingrelay-24VDC/24...240VAC-1C/O	RE22R1QMU	On request
Multi-functionTimingRelay-0.05s...300h-24...240VAC/DC-1C/O	RE22R1MYMR	On request
Off-delayTimingRelay-0.05s...10min-24...240VAC/DC-2C/O	RE22R2KMR	On request
Star-DeltaTimingRelay-0.05s...300s-24VDC/24...240V	RE22R1QCMU	On request
Star-DeltaTimingRelay-0.05s...300h-24...240VAC/DC-2C/O	RE22R2QGMR	On request
On-delayTimingRelay-0.05s...300h-24...240VAC/DC-1C/O	RE22R1AMR	On request
On-delayTimingRelay-0.05s...300h-24...240VAC/DC-2C/O	RE22R2AMR	On request
Asym.FlashingTimingRelay-0.05s...300h-24...240VAC/DC-1C/O	RE22R1MLMR	On request
Star-DeltaTimingRelay-0.3s...30s-24...240VAC/DC-2C/O	RE22R2QEMR	On request
MultifunctionTimerRelay-24VDC/24...240VAC-2C/O	RE22R2MMU	On request
Off-delayTimingRelay-0.05s...300h-24...240VAC/DC-2C/O	RE22R2CMR	On request
Off-delayTimingRelay-0.05s...10min-24...240VAC/DC-1C/O	RE22R1KMR	On request
Star-DeltaTimingRelay-0.05s...300h-24...240VAC/DC-2C/O	RE22R2QTMR	On request
Star-deltatimingrelay-230VAC/440VAC-1C/ORE22R1QM/Q	RE22R1QMQ	On request
On-delaytimingrelay-24VDC/24...240VAC-2C/O	RE22R2AMU	On request
Off-delayTimingRelay-0.05s...300h-24...240VAC/DC-1C/O	RE22R1CMR	On request
SymmetricalFlashingTimingRelay-0.05s...300h-24...240VAC/DC-2C/O	RE22R2DMR	On request

Please contact Customer Care Center for Stockable and Non stockable status of references.

 NORMAL STOCK ITEMS
W.E.F. January 25th, 2022



Zelio Control - Monitoring & Control Relays

Description	Reference	Unit MRP [₹]
Three-Phase Voltage control relay 380...480Vac, 2 C/O	RM22TR33	On Request
Three-Phase control relay 183...528Vac, 2 C/O	RM22TG20	On Request
Oversvoltage and undervoltage control relay 15V...500Vac/dc, 2 C/O	RM22UA33MR	On Request
Voltage control relay 1V...100Vac/dc, 2 C/O	RM22UA32MR	On Request
Level control relay RM22-L - 24...240 V AC/DC - 2 C/O	RM22LA32MR	On Request
Three-Phase Undervoltage control relay 380...480Vac, 2 C/O	RM22TU23	On Request
Voltage control relay 80V...300Vac/dc, 2 C/O	RM22UB34	On Request
Level control relay RM22-L - 24...240 V AC/DC - 1 C/O	RM22LG11MR	On Request

Please contact Customer Care Center for Stockable and Non stockable status of references.

NORMAL STOCK ITEMS

W.E.F. January 25th, 2022

Biometric Switch

Description	Reference	Unit MRP [₹]
Bistable biometric switch, 24 V DC - PNP - by 2m cable	XB5S1B2L2	39876
Bistable biometric switch, 24 V DC - PNP - by M12 connector	XB5S1B2M12	42070
Monostable biometric switch, 24 V DC - PNP - by 2m cable	XB5S2B2L2	40399
Monostable biometric switch, 24 V DC - PNP - by M12 connector	XB5S2B2M12	41941

Accessories

Description	Reference	Unit MRP [₹]
Diameter 22 mm nut	ZB5SZ71	440
Legend plate 28X7 mm	ZBY0101T	194

Pushbuttons

Description	Type of Contact	Colour	Reference	Unit MRP [₹]
Spring return				
Flush	NO	White	XB5AA11N <input checked="" type="checkbox"/>	189
	NO	Black	XB5AA21N <input checked="" type="checkbox"/>	177
	NO	Green	XB5AA31N <input checked="" type="checkbox"/>	177
	NO	Yellow	XB5AA51N <input checked="" type="checkbox"/>	177
	NO	Blue	XB5AA61N <input checked="" type="checkbox"/>	177
	NC	Red	XB5AA42N <input checked="" type="checkbox"/>	177
	NO	Red	XB5AA41N <input checked="" type="checkbox"/>	177
Projecting	NO	Blank	XB5AA01N* <input checked="" type="checkbox"/>	189
	NO	White	XB5AL11N	224
	NO	Black	XB5AL21N	216
	NO	Green	XB5AL31N	216
	NO	Yellow	XB5AL51N	216
	NO	Blue	XB5AL61N	216
	NC	Red	XB5AL42N <input checked="" type="checkbox"/>	216
Flush with silicon transparent boot	NO	Red	XB5AL41N	216
	NO	Black	XB5AP21N <input checked="" type="checkbox"/>	254
	NO	Green	XB5AP31N <input checked="" type="checkbox"/>	271
	NO	Yellow	XB5AP51N <input checked="" type="checkbox"/>	254
Flush, marked (double molding / injection marking)	NO	Blue	XB5AP61N	260
	NO	Green	XB5AA3311N	253
	NC	Red	XB5AA4322N	253
	NO	Green	XB5AA3331N <input checked="" type="checkbox"/>	253
	NC	Red	XB5AA4342N <input checked="" type="checkbox"/>	253
Projecting, marked (double molding / injection marking)	NC	Red	XB5AA4352N	368
	NC	Red	XB5AL4342N	265
Flush, marked "I/O"	NC	Red	XB5AL4352N	265
	NO+NC	Green	XB5AL845N <input checked="" type="checkbox"/>	1253

Pilot lights

Description	Supply Voltage	Colour	Reference	Unit MRP [₹]
With smooth lens (except clear colour)				
Direct Integral LED	~ 24V	White	XB7EV01BPN <input checked="" type="checkbox"/>	286
		Green	XB7EV03BPN <input checked="" type="checkbox"/>	265
		Red	XB7EV04BPN <input checked="" type="checkbox"/>	265
		Yellow	XB7EV05BPN <input checked="" type="checkbox"/>	265
		Amber	XB7EV08BPN <input checked="" type="checkbox"/>	265
	~ 120V	Blue	XB7EV06BPN <input checked="" type="checkbox"/>	544
		Green	XB7EV03GPN <input checked="" type="checkbox"/>	265
		Red	XB7EV04GPN <input checked="" type="checkbox"/>	265
		Amber	XB7EV08GPN <input checked="" type="checkbox"/>	265
		White	XB7EV01MPN <input checked="" type="checkbox"/>	286
~ 230V	Green	XB7EV03MPN <input checked="" type="checkbox"/>	265	
	Red	XB7EV04MPN <input checked="" type="checkbox"/>	265	
	Yellow	XB7EV05MPN <input checked="" type="checkbox"/>	265	
	Amber	XB7EV08MPN <input checked="" type="checkbox"/>	265	
	Blue	XB7EV06MPN <input checked="" type="checkbox"/>	544	
		Clear	XB7EV07MPN* <input checked="" type="checkbox"/>	265

* Clear type pilot lights are provided with striated lens.



Please contact Customer Care Center for Stockable and Non stockable status of references.

NORMAL STOCK ITEMS

W.E.F. January 25th, 2022

Illuminated Pushbutton

Description	Type of Contact	Colour	Reference	Unit MRP [₹]
With smooth lens (except clear colour)				
Flush Integral LED ~ 24V	NO	White	XB5AW31B1N	520
	NO	Green	XB5AW33B1N	520
	NC	Red	XB5AW34B2N	520
	NO	Yellow	XB5AW35B1N	520
	NO	Amber	XB5AW38B1N	581
	NO	Blue	XB5AW36B1N	1005
	NO	Clear	XB5AW37B1N*	1005
Projecting Integral LED ~ 24V	NO	White	XB5AW11B1N	510
	NO	Green	XB5AW13B1N	520
	NC	Red	XB5AW14B2N	520
	NO	Yellow	XB5AW15B1N	520
	NO	Amber	XB5AW18B1N	510
	NO	Blue	XB5AW16B1N	987
	NO	Clear	XB5AW17B1N*	525
Flush Integral LED ~ 110V	NO	White	XB5AW31G1N	633
	NO	Green	XB5AW33G1N	633
	NC	Red	XB5AW34G2N	633
Flush Integral LED ~ 230V	NO	Clear	XB5AW37G1N*	1150
	NO	White	XB5AW31M1N	592
	NO	Green	XB5AW33M1N	520
	NC	Red	XB5AW34M2N	520
	NO	Yellow	XB5AW35M1N	520
	NO	Amber	XB5AW38M1N	581
	NO	Blue	XB5AW36M1N	1005
Projecting Integral LED ~ 230V	NO	Clear	XB5AW37M1N*	1116
	NO	White	XB5AW11M1N	673
	NO	Yellow	XB5AW15M1N	735
	NO	Amber	XB5AW18M1N	721
	NO	Blue	XB5AW16M1N	1395
	NO	Clear	XB5AW17M1N*	525

* Clear type illuminated Push buttons are provided with striated lens.

Non-Illuminated Pushbutton

Description	Dia of Head	Type of Contact	Colour	Reference	Unit MRP [₹]
Mushroom Head					
Spring return	40	NO	Black	XB5AC21N <input checked="" type="checkbox"/>	367
		NO	Green	XB5AC31N <input checked="" type="checkbox"/>	344
		NC	Red	XB5AC42N <input checked="" type="checkbox"/>	344
		NO	Blue	XB5AC61N	344
	60	NO	Black	XB5AR21N	448
		NO	Green	XB5AR31N <input checked="" type="checkbox"/>	478
		NC	Red	XB5AR42N	448
		NO	Red	XB5AR41N	448
		NO	Yellow	XB5AR51N	448
		NO	Blue	XB5AR61N	462
Turn to release	30	NC	Black	XB5AS422N	337
		NC	Red	XB5AS442N <input checked="" type="checkbox"/>	337
	40	NC	Black	XB5AS522N <input checked="" type="checkbox"/>	342
		NC	Red	XB5AS542N <input checked="" type="checkbox"/>	337
Key release (n°155)	40	NC	Red	XB5AS9445N <input checked="" type="checkbox"/>	784
		NC	Black	XB5AS122N <input checked="" type="checkbox"/>	608
Trigger action turn to release	40	NC+NO	Red	XB5AS142N	615
Trigger action key to release	40	NO+NC	Red	XB5AS9445N	784

Illuminated - Selector switch

Description	Type of Contact	Colour	Reference	Unit MRP [₹]
2 stay put ~ 24V	NO	Green	XB5AK123B1N <input checked="" type="checkbox"/>	750
	NC	Red	XB5AK124B2N <input checked="" type="checkbox"/>	750
	NO	Yellow	XB5AK125B1N <input checked="" type="checkbox"/>	750
	2NO	Green	XB5AK133B3N <input checked="" type="checkbox"/>	784
3 spring return to centre ~ 24V	2NO	Green	XB5AK153B3N <input checked="" type="checkbox"/>	785
2 stay put ~ 230V	NO	Green	XB5AK123M1N	750
		Red	XB5AK124M2N	750
2 spring return right to left ~ 230V	NO	White	XB5AK141M1N <input checked="" type="checkbox"/>	1352
	NO	Green	XB5AK143M1N <input checked="" type="checkbox"/>	1314
	NC	Red	XB5AK144M2N <input checked="" type="checkbox"/>	1914
	NO	Yellow	XB5AK145M1N <input checked="" type="checkbox"/>	1352
3 stay put ~ 230V	NO	Blue	XB5AK146M1N	1643
	2NO	White	XB5AK131M3N	1173
	2NO	Green	XB5AK133M3N <input checked="" type="checkbox"/>	784
3 spring return to center ~ 230V	2NO	White	XB5AK151M3N <input checked="" type="checkbox"/>	853
	2NO	Green	XB5AK153M3N <input checked="" type="checkbox"/>	785
	1NO+1NC	Red	XB5AK154M5N	1146

Illuminated Pushbutton with yellow LED

Description	Supply Voltage	Type of Contact	Reference	Unit MRP [₹]	
Double Headed Pushbuttons (Spring return)					
1 flush push (marked "I")	~ 24V	NO+NC	XB5AW84B5N <input checked="" type="checkbox"/>	1242	
1 pilot light	~ 110V	NO+NC	XB5AW84G5N		
1 projecting push (marked "O")	~ 230V	NO+NC	XB5AW84M5N <input checked="" type="checkbox"/>		
Mushroom Head Pushbuttons (Illuminated)					
Turn to release	~ 24V	NC	Red	XB5AW74B2N <input checked="" type="checkbox"/>	1070
	~ 230V -240V	NC	Red	XB5AW74M2N <input checked="" type="checkbox"/>	1138

Illuminated - Selector switch

Description	Type of Contact	Colour	Reference	Unit MRP [₹]
2 stay put ~ 24V	NO	Green	XB5AK123B1N <input checked="" type="checkbox"/>	750
	NC	Red	XB5AK124B2N <input checked="" type="checkbox"/>	750
	NO	Yellow	XB5AK125B1N <input checked="" type="checkbox"/>	750
	2NO	Green	XB5AK133B3N <input checked="" type="checkbox"/>	1517
3 spring return to centre ~ 24V	2NO	Green	XB5AK153B3N <input checked="" type="checkbox"/>	750
2 stay put ~ 230V	NO	Green	XB5AK123M1N	1214
	NC	Red	XB5AK124M2N	1352
2 spring return right to left ~ 230V	NO	White	XB5AK141M1N <input checked="" type="checkbox"/>	1914
	NO	Green	XB5AK143M1N <input checked="" type="checkbox"/>	1352
	NC	Red	XB5AK144M2N <input checked="" type="checkbox"/>	1643
	NO	Yellow	XB5AK145M1N <input checked="" type="checkbox"/>	1173
3 stay put ~ 230V	NO	Blue	XB5AK146M1N	784
	2NO	White	XB5AK131M3N	1517
	2NO	Green	XB5AK133M3N <input checked="" type="checkbox"/>	853
3 spring return to center ~ 230V	2NO	White	XB5AK151M3N	1146
	2NO	Green	XB5AK153M3N <input checked="" type="checkbox"/>	1734
	1NO+1NC	Red	XB5AK154M5N	1091

Please contact Customer Care Center for Stockable and Non stockable status of references.

NORMAL STOCK ITEMS

W.E.F. January 25th, 2022

Non Illuminated Selector switches & Key switches

Description	Type of Contact	Reference	Unit MRP [₹]
Standard handle black	2 stay put	1NO XB5AD21N <input checked="" type="checkbox"/>	416
	2 spring return, right to left	1NO XB5AD41N <input checked="" type="checkbox"/>	662
	3 stay put	2NO XB5AD33N <input checked="" type="checkbox"/>	454
	3 spring return to center	2NO XB5AD53N <input checked="" type="checkbox"/>	483
	3 spring return, left to center	2NO XB5AJ53N <input checked="" type="checkbox"/>	487
	3 spring return, right to center	1NO XB5AG21N <input checked="" type="checkbox"/>	637
	2 stay put	1NO XB5AG41N <input checked="" type="checkbox"/>	637
Long handle black	3 stay put	1NO XB5AG61N <input checked="" type="checkbox"/>	1131
	3 Spring return to center	2NO XB5AG03N <input checked="" type="checkbox"/>	540
Key switch	2 stay put*	1NO XB5AG21N <input checked="" type="checkbox"/>	637
	2 stay put*	1NO XB5AG41N <input checked="" type="checkbox"/>	637
	2 spring return, right to left	1NO XB5AG61N <input checked="" type="checkbox"/>	1131
	3 stay put*	2NO XB5AG03N <input checked="" type="checkbox"/>	540
	3 spring return, right to center	2NO XB5AG083N <input checked="" type="checkbox"/>	920

* Please refer catalogue for Key withdrawal position

Accessories

Description	Legend Colour	Marking	Reference	Unit MRP [₹]
With blank legend (for engraving)	White/Yellow bkgd.	Blank	ZBY4101N <input checked="" type="checkbox"/>	169
		Inch	ZBY2321N	177
		OFF	ZBY2312N	177
		ON	ZBY2326N	177
With 8 x 27 mm English language marked legend	Black or Red bkgd.	Reset	ZBY2323N	177
		Reverse	ZBY2306N	177
		Start	ZBY2303N	169
		Legends for emergency stop	Emergency stop	ON
Mushroom head pushbuttons	Yellow bkgd.		ZBY8330N	120

Pushbutton caps (unmarked)

• For use with ZB5-AAON circular pushbutton heads supplied without caps

Type of Pushbutton caps	Colour	Reference	Unit MRP [₹]
Flush	White	ZBA1N	66
	Black	ZBA2N	46
	Red	ZBA4N	43
	Yellow	ZBA5N	46
	Blue	ZBA6N	46
	Set of 6 colours*	ZBA9N	119
Projecting	White	ZBL1N	122
	Black	ZBL2N	122
	Green	ZBL3N	122
	Red	ZBL4N	122
	Yellow	ZBL5N	122
	Blue	ZBL6N	122
	Set of 6 colors*	ZBL9N	122

Pushbutton caps (marked)

Type of Pushbutton caps	Text	Colour	Colour of Cap	Reference	Unit MRP [₹]
Projecting Flush (Double injection moulded marking)	STOP	White	Red	ZBL434N	189
	I	White	Green	ZBA331N	189
	START	White	Green	ZBA333N	182
	ON	White	Green	ZBA341N**	188
	STOP	White	Red	ZBA434N	182
	UP	Black	White	ZBA343N	188
	DOWN	White	Black	ZBA344N	273
	OFF	White	Red	ZBA434N	182

* Set of 6 colours white + black + green + red + yellow + blue

** Excluding ZBA-341N of double injection moulded marking

Accessories

Description	Application	Reference	Unit MRP [₹]
Plastic blanking plug, round black,	For Ø 22 control and signalling units with circular head	ZB5SZ3N <input checked="" type="checkbox"/>	128

Contact blocks with screw clamp terminal connections

Description	Type of Contact	Reference	Unit MRP [₹]
Standard single	1NO	ZBE101N	104
Contact blocks	1NC	ZBE102N	104

Clear silicon boots

Description	Reference	Unit MRP [₹]
Boot for cylindrical flush PB	ZBPN <input checked="" type="checkbox"/>	72

Please contact Customer Care Center for Stockable and Non stockable status of references.

NORMAL STOCK ITEMS

W.E.F. January 25th, 2022

Light block with screw clamp terminal connections

Description	Supply Voltage	Colour of Light source	Reference	Unit MRP [₹]
Integral LED	~ 24V	White	ZBVB1N	347
		Green	ZBVG3N	445
	~ 110V	White	ZBVM1N	542

Flush mounting kit and harmony+



- Only addition to the BOM is a flush mounting kit
- Installation into a 30.50 mm hole
- New aesthetics for machine control panel using the same control devices as before
- Possibility to refurbish old machine with new style



Description	Reference	Unit MRP [₹]
Metal flush mounting kit (PB and PL).	ZB4BZ021	1140
Metal flush mounting kit (SS and IPB).	ZB4BZ022	1199
Plastic flush mounting kit (PB and PL).	ZB5AZ021	1000
Plastic flush mounting kit for legend 8x27 (PB and PL).	ZB5AZ023	1140

Description	Reference	Unit MRP [₹]
HeadØ22+mountingbase+potentiometer4K7	XB4BD912R4K7	On Request
HeadØ22+mountingbase+potentiometer4K7	XB5AD912R4K7	On Request
100...240VAC/DCPanelmountedØ22mmtimermonofunctionwith3s..60sdelay	XB5DTGM3	On Request
PanelmountedUSB3port-Ø22mm-forUSBinterfacejacktypeA	XB5PUSB3	On Request
PanelmountedRJ45port-Ø22mm-forEthernetconnectionXB5PRJ45	XB5PRJ45	On Request
RedemergencystopTTR40mm2NC1NOmoniXB5AS84449	XB5AS84449	On Request
RedilluестopTTR40mm2NC1NOmonit.ct	XB5AS86449B4	On Request

Please contact Customer Care Center for Stockable and Non stockable status of references.

NORMAL STOCK ITEMS

W.E.F. January 25th, 2022

ZAL Bodies for LED Pilot light (for mounting on metal plate at back of enclosure)

Description	Colour	Reference	Unit MRP [₹]
≈ 24V	White	ZALVB1	684
	Green	ZALVB3	666
	Red	ZALVB4	652
	Yellow	ZALVB5	666
	Blue	ZALVB6	747
	~ 120V	White	ZALVG1
Green		ZALVG3	996
Yellow		ZALVG5	847
Blue		ZALVG6	847
~ 220V	White	ZALVM1	2107
	Green	ZALVM3	1198
	Red	ZALVM4	1013
	Yellow	ZALVM5	931
	Blue	ZALVM6	958
	≈ 24V	White	ZBVB1
Green		ZBVB3	457
Red		ZBVB4	457
Yellow		ZBVB5	443
Blue		ZBVB6	576
~ 120V		White	ZBVG1
	Green	ZBVG3	604
	Red	ZBVG4	736
	Yellow	ZBVG5	701
	Blue	ZBVG6	1324
~ 220V	White	ZBVM1	1355
	Green	ZBVM3	576
	Red	ZBVM4	576
	Yellow	ZBVM5	575
	Blue	ZBVM6	691

XAL - Empty enclosures for XB5 and XB4 Push button and Pilot light

Description	No. of ways	Color of Enclosure	Reference	Unit MRP [₹]
For normal environment Light grey base IP65	1	Dark grey	XALD01 <input checked="" type="checkbox"/>	694
	2	Dark grey	XALD02 <input checked="" type="checkbox"/>	861
	3	Dark grey	XALD03	1068
	4	Dark grey	XALD04 <input checked="" type="checkbox"/>	1460
	5	Dark grey	XALD05	1906
For normal environment Light Grey base IP54	1	Yellow	XALK01 <input checked="" type="checkbox"/>	798
	2	Light Grey	XALE2	575
	3	Light Grey	XALE3	702



XAL – Empty enclosures for use with XB2 (ZB2*)

Description	Reference	Unit MRP [₹]
Plastic empty control station (1 cut-out), dark grey base, light grey cover	XALB01C	On Request
Plastic empty control station (for mounting XB2BS542C) - dark grey base, yellow cover	XALB01YC	
Plastic empty control station (2 cut-outs), dark grey base, light grey cover	XALB02C	
Plastic empty control station (3 cut-outs), dark grey base, light grey cover	XALB03C	
Plastic control station with 1 Emergency stop push button - dark grey base, yellow cover	XALJ01C	

Please contact Customer Care Center for Stockable and Non stockable status of references.

NORMAL STOCK ITEMS

W.E.F. January 25th, 2022

ZEN - Contact block for mounting on Metal plate at back of enclosure

Description	Contacts Type and Composition	Reference	Unit MRP [₹]
Standard single	1 NO	ZENL1111 <input checked="" type="checkbox"/>	420
Contact block	1 NC	ZENL1121 <input checked="" type="checkbox"/>	



XAL – Empty enclosures for use with XB2 (ZB2*)

Description	Reference	Unit MRP [₹]
Red illuminated buzzer DC/AC24V	XB2BSB4LC	On Request
Red illuminated buzzer AC220V	XB2BSM4LC	
Buzzer 24V AC/DC	XB2BSBC	
Buzzer 110V AC	XB2BSFC	
Buzzer 220V AC	XB2BSMC	

Please contact Customer Care Center for Stockable and Non stockable status of references.

NORMAL STOCK ITEMS

W.E.F. January 25th, 2022

XVB-C Illuminated Lens Units

Description	Light Block Colour	Reference	Unit MRP [₹]
Lens unit - steady light - 250 V 10 W	Green	XVBC33	3034
	Red	XVBC34	3093
	Orange	XVBC35	3093
	Blue	XVBC36	3034
	Clear	XVBC37	3035
	Yellow	XVBC38	3034
Lens unit - flashing light - 24..48 V DC 24 V AC	Green	XVBC4B3	8477
	Red	XVBC4B4	8235
	Orange	XVBC4B5	8235
	Blue	XVBC4B6	8477
Lens unit - flashing light - 48..230 V AC	Yellow	XVBC4B8	8089
	Green	XVBC4M3	8268
	Red	XVBC4M4	8660
	Orange	XVBC4M5	8637
	Blue	XVBC4M6	8640
	Yellow	XVBC4M8	8268
Lens unit - steady light - 24 V AC DC	Green	XVBC2B3	6677
	Red	XVBC2B4	6677
	Orange	XVBC2B5	6677
	Blue	XVBC2B6	8613
	Clear	XVBC2B7	8613
	Yellow	XVBC2B8	6672
Lens unit - steady light - 120 V AC	Green	XVBC2G3	6544
	Red	XVBC2G4	6549
	Orange	XVBC2G5	6807
	Blue	XVBC2G6	8251
Lens unit - steady light - 230 V AC	Clear	XVBC2G7	8251
	Yellow	XVBC2G8	6840
	Green	XVBC2M3	6549
	Red	XVBC2M4	6549
	Orange	XVBC2M5	6549
	Blue	XVBC2M6	9082
Lens unit - flashing light - 24 V AC DC	Clear	XVBC2M7	8522
	Yellow	XVBC2M8	7129
	Green	XVBC5B3	11765
	Red	XVBC5B4	11407
	Orange	XVBC5B5	11523
	Blue	XVBC5B6	14378
Lens unit - flashing light - 120 V AC	Clear	XVBC5B7	9468
	Yellow	XVBC5B8	11341
	Red	XVBC5G4	11749
	Orange	XVBC5G5	11536
	Blue	XVBC5G6	14323
	Clear	XVBC5G7	13450
Lens unit - flashing light - 230 V AC	Yellow	XVBC5G8	11707
	Red	XVBC5M4	11305
	Orange	XVBC5M5	11749
	Blue	XVBC5M6	14240
Flashing unit - integral LED - 230..240 V AC	Yellow	XVBC5M8	11749
	Green	XVBC5M3	11749

XVB Units

Description	Reference	Unit MRP [₹]
XVB Audible Signalling Unit		
Sound unit - continuous or intermittent buzzer - 75..90 dB - 12..48 V AC DC	XVBC9B	9307
Sound unit - continuous or intermittent buzzer - 75..90 dB - 120..230 V AC	XVBC9M	15645
XVB Base Unit + Cover		
Base unit + cover for bank XVB - without flash discharge tube - black - IP 65	XVBC21	4208
XVB Accessories		
Fixing base on vertical surface - zamak black - XVB	XVBC12	2550
Lateral cable entry kit with Pg 13.5 cable gland - XVB	XVBC14	555
Set of coloured indicator pins - 6 colors - XVB	XVBC22	488
Support tube + fixing base l=400 mm - aluminium black - XVB	XVBZ03	3504
Support tube + fixing base l=80 mm - aluminium black - XVB	XVBZ02	2648
Support tube + fixing base l=800 mm - aluminium black - XVB	XVBZ04	5216
XVB Incandescent Bulb		
Clear incandescent bulb for signalling - BA 15d - 24 V 10 W	DL1BLB	374
Clear incandescent bulb for signalling - BA 15d - 120 V 10 W	DL1BLG	637
Clear incandescent bulb for signalling - BA 15d - 230 V 10 W	DL1BLM	406

XVB LED BA 15d Base Fitting

[Us] Rated Supply Voltage	Signalling Colour	Reference	Unit MRP [₹]
24 V	White	DL1BDB1	4996
	Green	DL1BDB3	3996
	Red	DL1BDB4	3996
	Blue	DL1BDB6	4532
	Yellow-Orange	DL1BDB8	4696
	Blue	DL1BDG6	6018
120 V AC	Green	DL1BDG3	4770
	Red	DL1BDG4	4700
	White	DL1BDG1	6018
	Yellow-Orange	DL1BDG8	4986
230 V AC	Blue	DL1BDM6	6018
	Green	DL1BDM3	5226
	Red	DL1BDM4	5085
	White	DL1BDM1	6018

Please contact Customer Care Center for Stockable and Non stockable status of references.

NORMAL STOCK ITEMS

W.E.F. January 25th, 2022



- Motor less + LED Flashing
- External Buzzer volume adjustor 70 DB to 90 DB
- Straight & Side wiring- more flexible

XVR3 Multifunctional LED Beacon NEW

Description	Reference	Unit MRP [₹]
Multi-functional LED Beacon green without buzzer DC/AC 12~24V	XVR3B03	14305
Multi-functional LED Beacon red without buzzer DC/AC 12~24V	XVR3B04	14329
Multi-functional LED Beacon orange without buzzer DC/AC 12~24V	XVR3B05	14086
Multi-functional LED Beacon blue without buzzer DC/AC 12~24V	XVR3B06	14180
Multi-functional LED Beacon green without buzzer AC 100~230V	XVR3M03	14040
Multi-functional LED Beacon red without buzzer AC 100~230V	XVR3M04	13827
Multi-functional LED Beacon Orange without buzzer AC 100~230V	XVR3M05	14086
Multi-functional LED Beacon Blue without buzzer AC 100~230V	XVR3M06	14180
Multi-functional LED Beacon red with buzzer DC/AC 12~24V	XVR3B04S	28192
Multi-functional LED Beacon orange with buzzer DC/AC 12~24V	XVR3B05S	29022
Multi-functional LED Beacon blue with buzzer DC/AC 12~24V	XVR3B06S	30258
Multi-functional LED Beacon green with buzzer AC 100~230V	XVR3M03S	15578
Multi-functional LED Beacon red with buzzer AC 100~230V	XVR3M04S	12926
Multi-functional LED Beacon orange with buzzer AC 100~230V	XVR3M05S	13876
Multi-functional LED Beacon blue with buzzer AC 100~230V	XVR3M06S	15289
Multi-functional LED Beacon orange without buzzer DC48V	XVR3E05	13827
Multi-functional LED Beacon, External lens	XVR3Z001	382

XVS Sirens

Description	Reference	Unit MRP [₹]
2 tones siren - 106 dB - 12...24V AC/DC - white	XVS10BMW	25974
2 tones siren - 106 dB - 120V AC - white	XVS10GMW	
2 tones siren - 106 dB - 230V AC - white	XVS10MMW	

Please contact Customer Care Center for Stockable and Non stockable status of references.

NORMAL STOCK ITEMS

W.E.F. January 25th, 2022

DL1 Incandescent Bulb

Description	Light Block Colour	Reference	Unit MRP [₹]
Clear incandescent bulb for signalling - ba 15d - 24 v 4 w		DL1BEBS	355
Clear incandescent bulb for signalling - ba 15d - 120 v 7 w		DL1BEG	375
Clear incandescent bulb for signalling - ba 15d - 230 v 5 w		DL1BEMS	385

XVR Rotating Mirror Beacon

Description	Light Block Colour	Reference	Unit MRP [₹]
Rotating mirror beacon - 70W - 24V AC DC	Green	XVR1B93	18910
	Red	XVR1B94	20910
	Orange	XVR1B95	18838
	Blue	XVR1B96	18910
	Yellow	XVR1B98	18838
Rotating mirror beacon w/o buzzer XVR - Ø 84 - 24 V AC DC	Green	XVR08B03	14959
Rotating mirror beacon w/o buzzer XVR - Ø 106 - 24 V AC DC	Green	XVR10B03	14959
Rotating mirror beacon w/o buzzer XVR - Ø 130 - 24 V AC DC	Red	XVR13B04L	15692
	Orange	XVR13B05L	14960
Rotating mirror beacon w/o buzzer XVR - Ø 84 - 24 V AC DC	Blue	XVR08B06	16313
Rotating mirror beacon w/o buzzer XVR - Ø 120 - 24 V AC DC	Blue	XVR12B06	20304
Rotating mirror beacon w/o buzzer XVR - Ø 130 - 120 V AC	Red	XVR13G04L	18543
	Orange	XVR13G05L	16313
Rotating mirror beacon w/o buzzer XVR - Ø 130 - 230 V AC	Red	XVR13M04L	19736
	Orange	XVR13M05L	18375

XVM Series

Tower Light with Super Bright LED and integral light diffuser

Description	Reference	Unit MRP [₹]
Complete Tower 24 V AC/DC Without Buzzer	XVMB2RASB	4120
	XVMB2RGSB	6122
	XVMB2R6AGSB	9391
Complete Tower 24 V AC/DC With Buzzer	XVMB2RSSB	4806
	XVMB2RASSB	6580
	XVMB2RGSSB	6938
	XVMB2RAGSSB	10498
	XVMG2RASB	6119
	XVMG2R6AGSB	10781
	XVMG2RASSB	6012
Complete Tower 230 V AC Without Buzzer	XVMG2RSSB	7772
	XVMG2R6AGSSB	12897
	XVMM2RASB	5699
	XVMM2RGSB	6087
	XVMM2RAGSB	9707
	XVMM2RSSB	8439
	XVMM2RASSB	8172
Complete Tower 230 V AC With Buzzer	XVMM2RGSSB	8485
	XVMM2RAGSSB	10322
	XVMM2R6AGSSB	13613

Please contact Customer Care Center for Stockable and Non stockable status of references.

NORMAL STOCK ITEMS

W.E.F. January 25th, 2022

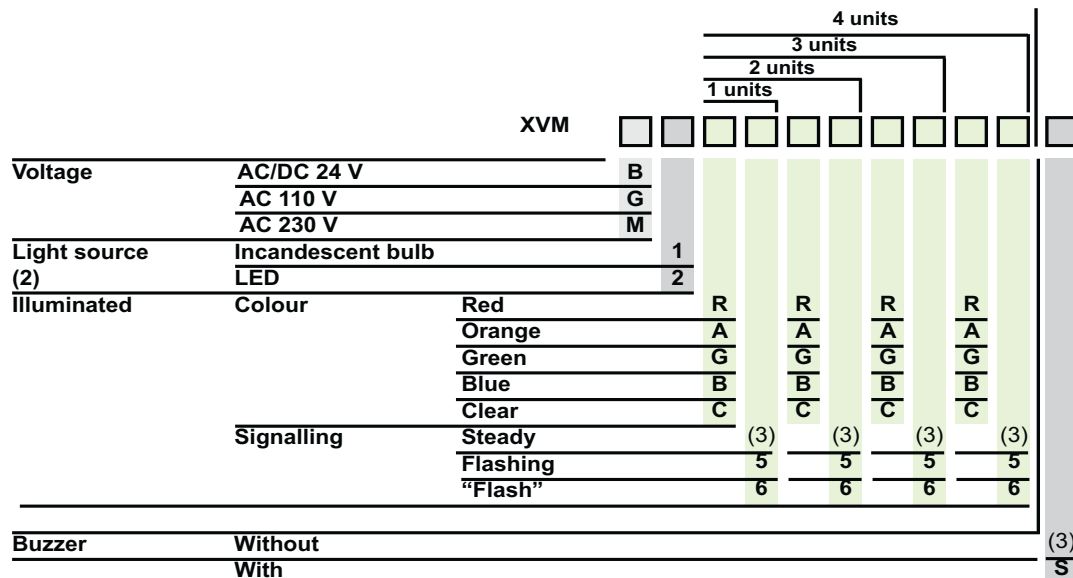
XVM Series

Description	Reference	Unit MRP [₹]
Base and Cover	XVMC21	871
Tube and Base	XVMC213T	1757
Base with Buzzer 24V	XVMC29B	2503
Tube and Base with Buzzer 120V	XVMC29G3T	3568
Base with Buzzer 230V	XVMC29M	2754
Green Lens	XVMC33	968
Red Lens	XVMC34	968
Yellow Lens	XVMC35	968
Blue Lens	XVMC36	968
Clear Lens	XVMC37	968
100mm Aluminium Tube with Stand	XVMZ02	801
100mm Aluminium Tube with Bracket	XVMZ02T	972
400mm Aluminium Tube with Stand	XVMZ04	1735
Cover for Replacement	XVMZ081	230
Tool for Bulb	ZBZX13	243
Incandescent Bulb 24 V	DL1EDBS	257
Incandescent Bulbs 120 V	DL1EDGS	260
White Led Bulb 24 V	DL2EDB1SB	1269
Green Led Bulb 24 V	DL2EDB3SB	1269
Red Led Bulb 24 V	DL2EDB4SB	1269
Blue Led Bulb 24 V	DL2EDB6SB	1465
Orange Led Bulb 24 V	DL2EDB8SB	1242

XVM Series

Description	Reference	Unit MRP [₹]
Green Led Bulb 120 V	DL2EDG3SB	1476
Blue Led Bulb 230 V	DL2EDM6SB	1536
Orange Led Bulb 230 V	DL2EDM8SB	1491
White Flashing Led Bulb 24 V	DL2EKB1SB	1653
Green Flashing Led Bulb 24 V	DL2EKB3SB	1735
Blue Flashing Led Bulb 24 V	DL2EKB6SB	1833
Green Flashing Led Bulb 120 V	DL2EKG3SB	2823
Orange Flashing Led Bulb 120 V	DL2EKG8SB	2823
White Flashing Led Bulb 230 V	DL2EKM1SB	2057
Green Flashing Led Bulb 230 V	DL2EKM3SB	2057
Blue Flashing Led Bulb 230 V	DL2EKM6SB	2097
Orange Flashing Led Bulb 230 V	DL2EKM8SB	2097
Strobe Bulb 120V	DL6BG	3413
Strobe Bulb 230 V	DL6BM	3413

Breakdown of the reference for a complete indicator bank



Reference example

XVM B2R6AGS=indicator bank for 24V(AC/DC) supply, with LEDs with 1 red lens unit with "flash" discharge tube signalling, 2 lens units (1 orange and 1 green) with steady light signalling and with buzzer.

Tower light, Ø 60 mm, Pre-assembled, PreCabled, Monoethic, Economical Version,
XVGB-Series with LED for steady light - 24VDC

Description	References	Unit MRP [₹]
With aluminium tube mounting and L-bracket		
Without Buzzer		
2-Stage Red, Green	XVGB2	3573
3-Stage Red, Amber, Green	XVGB3	4049
4-Stage Red, Amber, Green, Blue	XVGB4	5200
With Buzzer		
2-Stage Red, Green	XVGB2S	4057
3-Stage Red, Amber, Green	XVGB3S	4602
4-Stage Red, Amber, Green, Blue	XVGB4S	4900
With direct aluminium tube mounting		
Without Buzzer		
2-Stage Red, Green	XVGB2T	3682
3-Stage Red, Amber, Green	XVGB3T	4476
4-Stage Red, Amber, Green, Blue	XVGB4T	5425
With Buzzer		
3-Stage Red, Amber, Green	XVGB3ST	4634
Without Buzzer		
2-Stage Red, Green	XVGB2H	3573
3-Stage Red, Amber, Green	XVGB3H	4091
4-Stage Red, Amber, Green, Blue	XVGB4H	5364
With Buzzer		
2-Stage Red, Green	XVGB2SH	4368
3-Stage Red, Amber, Green	XVGB3SH	4709
4-Stage Red, Amber, Green, Blue	XVGB4SH	5868
With aluminium tube mounting and foldable bracket		
Without Buzzer		
2-Stage Red, Green	XVGB2M	4096
3-Stage Red, Amber, Green	XVGB3M	4478
With Buzzer		
2-Stage Red, Green	XVGB2SM	4442
3-Stage Red, Amber, Green	XVGB3SM	4863
4-Stage Red, Amber, Green, Blue	XVGB4SM	4904
With base mounting - Direct		
Without Buzzer		
2-Stage Red, Green	XVGB2W	3358
3-Stage Red, Amber, Green	XVGB3W	3951
With Buzzer		
2-Stage Red, Green	XVGB2SW	3930
3-Stage Red, Amber, Green	XVGB3SW	4445
4-Stage Red, Amber, Green, Blue	XVGB4SW	5311
XVG-USB Based Towerlights		
Pre-assembled and pre-cabled Multicolor USB tower light 60mm IP42 Direct base mounting	XVGU3SWV	9128
Pre-assembled and pre-cabled Multicolor USB tower light 60mm IP42 With 100 mm aluminium tube mounting	XVGU3SHAV	10347

Please contact Customer Care Center for Stockable and Non stockable status of references.

NORMAL STOCK ITEMS

W.E.F. January 25th, 2022



- One-hand operation
- Wireless e-stop compliant with sil3
- 30H runtime, 15min to recharge
- Instant alarm notification by vibration
- 2.4Ghz frequency up to 50 systems at the same time

Radio Remote Control

Description	References	Unit MRP [₹]
ZART8L + ZARB12W	XARS8L12W	150923
ZART8L + ZARB12H	ZART8L+ZARB12H	On Request
ZART8D + ZARB18W	XARS8D18W	169471
ZART12D + ZARB18W	XARS12D18W	168255
Starter kit = XARS8L12W + ZARC01 + ZARC02	XARSK8L12W	186169
Starter kit = XARS8L12H + ZARC01 + ZARC02	XARSK8L12H	190532
Starter kit = XARS8D18W + ZARC01 + ZARC02	XARSK8D18W	200734
Starter kit = XARS12D18W + ZARC01 + ZARC02	XARSK12D18W	200383
Starter kit = XARS12D18H + ZARC01 + ZARC02	XARSK12D18H	209396
Basic features – 8 pushbuttons - LEDs	ZART8L	72136
Basic features – 8 pushbuttons - Display	ZART8D	83032
Extended features – 12 pushbuttons	ZART12D	82038
12 outputs wired connection – cable gland	ZARB12W	78986
18 outputs wired connection – cable gland	ZARB18W	87021
18 outputs – industrial plug connection	ZARB18H	91530
Charger	ZARC01	8720
Shoulder belt	ZARC02	8799
External antenna	ZARC03	24722
Holder	ZARC04	3610
Cable gland kit with wire grommets	ZARC06	348
Kit of adhesive labels in colour for remote device and crane equipment	ZARC08	6458
Kit magnets support for ZARB based station	ZARC091	On request

Please contact Customer Care Center for Stockable and Non stockable status of references.

NORMAL STOCK ITEMS

W.E.F. January 25th, 2022



Wireless Remote-Control system - Harmony Pocket Remote (Transmitter, Receiver & Accessories)

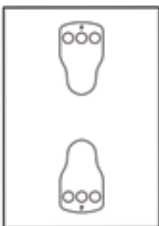
Transmitter

Description	References	Unit MRP [₹]
3 Single Step Push Buttons	ZART03	On Request
4 Single Step Push Buttons	ZART04	On Request
6 Single Step Push Buttons	ZART06	On Request
8 Single Step Push Buttons	ZART08	On Request
10 Single Step Push Buttons	ZART10	On Request



Receiver

Description	References	Unit MRP [₹]
5 relays small size receiver pre-wired with 1.5 m of cable	ZARB05WSP	On Request
11 relays small size receiver pre-wired with 1.5 m of cable	ZARB11WSP	On Request



Accessories

Description	References	Unit MRP [₹]
DIY adhesive label kit for remote transmitter, 66 x 114 mm/2.60 x 4.49 in. for use with ZART03	ZARC603	On Request
DIY adhesive label kit for remote transmitter, 66 x 114 mm/2.60 x 4.49 in. for use with ZART04	ZARC604	On Request
DIY adhesive label kit for remote transmitter, 66 x 114 mm/2.60 x 4.49 in. for use with ZART06	ZARC606	On Request
DIY adhesive label kit for remote transmitter, 66 x 114 mm/2.60 x 4.49 in. for use with ZART08	ZARC608	On Request
DIY adhesive label kit for remote transmitter, 66 x 114 mm/2.60 x 4.49 in. for use with ZART10	ZARC610	On Request
DIY adhesive label kit for remote transmitter, 66 x 114 mm/2.60 x 4.49 in. for use with ZART03, ZART04, ZART06, ZART08, ZART10	ZARC620	On Request

Please contact Customer Care Center for Stockable and Non stockable status of references.

NORMAL STOCK ITEMS

W.E.F. January 25th, 2022

XAC-A Type

For Control Circuits

- Complete Stations IP657
- Double Insulated
- “Small Hoist” applications

Control station composition	Mechanical interlocking	Contact composition	Reference	Unit MRP [₹]
For Single Hoist Motors				
2 pushbuttons	With mechanical interlocking	1 NO	XACA201	5543
		1 NC + 1 NO	XACA205	5843
2 booted pushbuttons	With mechanical interlocking	1 NO	XACA211	5597
		1 NC + 1 NO	XACA215	6378
For Single-Speed Motors				
2 pushbuttons	With mechanical interlocking	1 NO	XACA271	5684
		1 NC + 1 NO	XACA281	6399
4 pushbuttons	With mechanical interlocking Between pairs	1 NO	XACA471	7247
		1 NC + 1 NO	XACA481	8228
6 pushbuttons	With mechanical interlocking Between pairs	1 NO	XACA671	8470
		1 NC + 1 NO	XACA681	10457
8 pushbuttons	With mechanical interlocking Between pairs	1 NO (for 7 operators)	XACA871	9921
		1 NO (for 8 operators)	XACA881	12408

Joystick Controllers

Description	Legend plate without text	Legend plate Price	Reference	Unit MRP [₹]
XD2-P (One Step in Each Position) Dia. 22mm				
2-Direction Stay-Put	ZD2-GY2201	103	XD2PA12	6411
2-Direction Spring Return to Zero			XD2PA22	5935
4-Direction Stay-Put	ZD2-GY4201	123	XD2PA14	7332
4-Direction Spring Return to Zero			XD2PA24	7448
XD2-G (Two steps in each position) Dia. 22mm				
2 - Direction (2 notches with spring return to zero)	ZD2-GY5201	139	XD2GA8241	14232
4-Direction spring (2 notches with spring return to zero)	ZD2-GY6201	146	XD2GA8441	18775

Foot Switch

Contacts Type and Composition	Reference	Unit MRP [₹]
Insulated Enclosure 1 NC + 1 NO	XPEA110	5898

Please contact Customer Care Center for Stockable and Non stockable status of references.


 NORMAL STOCK ITEMSW.E.F. January 25th, 2022



Miniature photoelectric sensors: Simply spot on!

Regardless of the detection target or the production line speed, New XUM is the solution.

Telemecanique Sensors, known for robust and reliable sensors since 1924, introduces a new generation of photoelectric sensors. This range completes the large Telemecanique Sensors portfolio and provides an optimum offer for photoelectric sensor applications.



Features and Benefits

Top level quality & performance

- Precise light spot of approximately 5mm with no halo around the spot.
- Highly immune to bright environments, detecting even in 40k lux sunlight and 10klux incandescent lamp light.
- Fast detection with a switching frequency at 1KHz and a response time at 0.5ms.

Simple integration


- 2 potentiometers to easily configure the sensing distance and output functions
- Miniature size (20mm x 34mm x 11mm) for installation in limited spaces
- Robust PBT Valox plastic housing

Easy product selection

- 35% less product references compared to the market simplifies sensor selection and reduces stock management costs

XX Ultrasonic Sensors for mobile equipment, material handling & Conveying.

Groundbreaking software-configurable ultrasonic sensors to detect virtually any object.



Features and Benefits

Standard format

- M18 & M30 cylindrical: straight & 90° angled (select models)
- M12, 5-pin connector
- Available in plastic, Nickel-plated brass & SS316L

High performance

- High tilt angle of +/- 35° or more at 50% sensing distance for detecting objects with irregular positioning
- Detect Ø1mm cylinders up to 600mm
- Synchronization of up to 8 sensors and multiplexing features for improved flexibility

Easy configuration using the XX Configuration Kit or XXZPB100 remote accessory for 1, 2, & 4m; (8m version features integrated pushbutton)

- Analog output function: Select between Direct or Inverse
- Digital output: Select between NO/NC and Window / Reflex / Proximity / Pump modes
- Easy live monitoring and troubleshooting available when using XX Configuration Kit



Wireless Limit Switch Solution



Wireless Limit Switch Solution (XCMW) suitable for applications where it is difficult to install and to mount cables.

OsiSense™ XZBW, universal wireless solution for sensors



- New remote connection system, compatible with any type of sensor.
- Reduce your costs thanks to limited wiring for applications where the control system is separated from the sensor.



Optical Sensors

- XUB M18 Body
- 100mA (with overload and short circuit protection)

Principle of operation	Sensing Distance	Output	Reference	Unit MRP [₹]
Diffuse	0.6 m	PNP NO	XUB5APANM12 <input checked="" type="checkbox"/>	4175
		PNP NO	XUB5BPANM12 (Metal) <input checked="" type="checkbox"/>	5533
		PNP NO	XUB5APANL2 <input checked="" type="checkbox"/>	4146
		PNP NO	XUB5BPANL2 <input checked="" type="checkbox"/>	4955
Polarised reflex	2m	PNP NO	XUB9APANM12 <input checked="" type="checkbox"/>	4398
		PNP NO	XUB9BPANM12	5454
		PNP NO	XUB9APANL2	4167
Fixed Diffuse	100 mm	PNP NO	XUB9BPANL2	5454
			XUB4APANL2	4019
			XUB4APANM12	4019
			XUB4BPANM12 (Metal)	4997
Reflex	4 m	PNP NO	XUB4ANBNL2	4019
			XUB1APANL2 (Without Reflector)*	4019
			XUB1APANM12	4019
			XUB1BPANM12 (Metal)	4605
Receiver Thru Beam	15 m	PNP NO	XUB1APBNL2 (Without Reflector)*	4019
			XUB2APANL2R	3562
			XUB2AKSNL2T	3565
Receiver Thru Beam	15m	PNP NO	XUB2AKSNM12T	2425
			XUB2BKSNM12T (Metal)	3106
Receiver Thru Beam	15m	PNP NO	XUB2APANM12R	3562
Receiver Thru Beam			XUB2BPANM12R (Metal)	4793
Transmitter Thru Beam			XUB2AKSNL2T	3565

Note :

1. L2 stands for sensors with 2m cable
4. M12 stand for universal connectors.

Principle of operation	Sensing range	Connection	Reference	Unit MRP [₹]
Cylindrical M18				
Multi Mode	> 0...20 m	Cable 2 m	XUB0APSNL2	7913
Multi Mode	> 0...20 m	Connector	XUB0APSNM12	8134
Multi Mode	> 0...20 m	Connector	XUB0BPSNM12 (Metal)	8275

Principle of operation	Sensing Distance	Output	Reference	Unit MRP [₹]
Compact 50 x 50 mm				
Reflex	7 m	AC/DC 1C/O Relay	XUK1ARCNL2	7755
Diffuse	1 m	AC/DC 1C/O Relay	XUK5ARCNL2	7755
Reflex polarized	5 m	AC/DC 1C/O Relay	XUK9ARCNL2	7625
Multimode	30 m	pnp/npn no/nc	XUK0AKSAL2	10420
Multimode	30 m	AC/DC 1C/O Relay	XUK0ARCTL2	11965
Compact 92 x 71 mm				
Diffuse	2.1 m	AC/DC 1C/O relay	XUX5ARCNT16	9545
Reflex Polarized	11 m	AC/DC 1C/O relay	XUX9ARCNT16	10561
Reflex	14 m	AC/DC 1C/O relay	XUX1ARCNT16	8554
Thru beam transmitter		AC/DC	XUX0ARCTT16T	8244
Multimode	1.3 m...40 m	PNP/NPN NO/NC	XUX0AKSAT16	15732
Multimode	1.3 m...40 m	AC/DC 1C/O relay	XUX0ARCTT16	16553

*Reflector to be ordered separately.

Please contact Customer Care Center for Stockable and Non stockable status of references.

NORMAL STOCK ITEMS

W.E.F. January 25th, 2022

XUK Colour Sensors



- Supply Voltage 10..30 VDC
- Teach Button Sensitivity Adjustment
- 3 Wire
- IP 65

Principle of operation	Sensing Distance	Output	Reference	Unit MRP [₹]
Diffuse contrast sensor	19 mm	PNP NO	XUKR1PSMM12	17656

Fixing Bracket

Description	Reference	Unit MRP [₹]
For XUB	XUZA118	934
For XUK	XUZA51	852

Reflector (mm)

Description	Reference	Unit MRP [₹]
24 x 21	XUZC24	1184
50 x 50	XUZC50 <input checked="" type="checkbox"/>	1214
80 (dia)	XUZC80 <input checked="" type="checkbox"/>	1780
100 x 100	XUZC100 <input checked="" type="checkbox"/>	1723

Please contact Customer Care Center for Stockable and Non stockable status of references.

NORMAL STOCK ITEMS

W.E.F. January 25th, 2022

OsiSense XU



SN [mm]	Light Mode	Output	Connection	Reference	Unit MRP [₹]
Fork Sensor					
30mm	Red LED	PNP,[NO]	2m Cable	XUVR0303PANL2	7883
50mm	Red LED	PNP,[NO]	M8 Connector	XUVR0605PANM8	9616

Fiber Design Amplifier



- 3 Wire DC, Teach Mode

Depending on fiber	-	PNP NO/NC programmable	2M Cable	XUDA2PSML2 <input checked="" type="checkbox"/>	20515
--------------------	---	------------------------	----------	--	-------

XU.8 Background Suppresion

SN [m]	Body Type	Output	Connection	Reference	Unit MRP [₹]
1m	Compact 50x50	PNP/NPN,NO/NC programmable	2m Cable	XUK8AKSNL2	8683
1m	Compact 50x50	PNP/NPN,NO/NC programmable	M12 Connector	XUK8AKSNM12 <input checked="" type="checkbox"/>	9694

Please contact Customer Care Center for Stockable and Non stockable status of references.

NORMAL STOCK ITEMS

W.E.F. January 25th, 2022

Electromechanical Pressure Switches



Description	Pressure Range	Reference	Unit MRP [₹]
Electromechanical pressure switches for control circuit			
<ul style="list-style-type: none"> • Suitable for air, fresh water, sea water • Adjustable differential • 1 C/O single pole contact • G 1/4 (BSP female) fluid connection • Mechanical durability - 1 x 10⁶ operating cycles 			
Setting screw external	1-6 bar	XMAV06L2135	4659
Adjustable range of rising pressure	1.3-12 bar	XMAV12L2135	3979
	3.5-25 bar	XMAV25L2135	4902
Electromechanical pressure switches for power circuits			
<ul style="list-style-type: none"> • Suitable for fresh water & sea water • Adjustable differential • 2 pole 2 N/C contact • Degree of protection - IP20 • G 1/4 (BSP female) fluid connection 			
Adjustable range of rising pressure 1.4 - 4.6 bar		FSG2 <input checked="" type="checkbox"/>	1721
Electromechanical pressure switches (Nautilus)			
<ul style="list-style-type: none"> • Conforming to IEC/EN 60947-5-1 • 1 C/O single pole contact (4 terminal) snap action with setting scale 			
Fixed differential			
0.4 to 4 bar		XMLA004A2S11 <input checked="" type="checkbox"/>	12515
0.7 to 20 bar		XMLA020A2S11 <input checked="" type="checkbox"/>	9289
1.5 to 35 bar		XMLA035A2S11 <input checked="" type="checkbox"/>	8480
5 to 70 bar		XMLA070D2S11 <input checked="" type="checkbox"/>	9335
Adjustable differential			
0.25 to 4 bar		XMLB004A2S11 <input checked="" type="checkbox"/>	13525
1.3 to 20 bar		XMLB020A2S11 <input checked="" type="checkbox"/>	13525
3.5 to 35 bar		XMLB035A2S11	19992
7 to 70 bar		XMLB070D2S11	14489

XMLP Pressure Transmitter

- For Hydraulic Oil, air, fresh water, sea water, gas & Refrigeration fluids



Pressure Range	Output	Connection	Reference	Unit MRP [₹]
0 to 10 bar	4-20mA	DIN 43650	XMLP010BC21F <input checked="" type="checkbox"/>	10711
0 to 400 bar	4-20mA	DIN 43650	XMLP400BC21F	10711
0 to 400 bar	0-10V	M12	XMLP400BD71F	9488

Note: 10,16, 25, 40, 60, 100, 250, 400 and 600 , bar version available in stock

Please contact Customer Care Center for Stockable and Non stockable status of references.

NORMAL STOCK ITEMS

W.E.F. January 25th, 2022

XCKD Limit Switches



- Metal body
- Conforming to IEC60947-5-1, EN60947-5-1, UL 508, CSA
- C22-2 n°14 standards
- Degree of Protection - IP67
- Tapped entry for n°11 cable gland
- 2 pole N/O + N/C, snap action contact available as standard (3 output contacts also available in same size and replaceable at site)

Description	number of Poles	Reference	Unit MRP [₹]
Steel roller plunger - 1 NC + 1 NO		XCKD2102G11 <input checked="" type="checkbox"/>	2070
Cat's whisker - 1 NC + 1 NO		XCKD2106G11	2330
Steel end plunger - 1 NC + 1 NO		XCKD2110G11	2762
Thermoplastic roller lever - 1 NC + 1 NO		XCKD2118G11 <input checked="" type="checkbox"/>	2526
Thermoplastic roller lever plunger, horizontal direction - 1 NC + 1 NO		XCKD2121G11 <input checked="" type="checkbox"/>	2310
Thermoplastic adjustable roller lever - 1 NC + 1 NO		XCKD2145G11 <input checked="" type="checkbox"/>	2160
Sub-assemblies Metal Bodies for XCKD			
Body ZCD 1 NC + 1 NO Snap Action	2	ZCD21 <input checked="" type="checkbox"/>	2653
Body ZCD 2 NC + 1 NO Snap Action	3	ZCD39	3046
Gland and Head for ZCD Bodies			
Cable gland entry Pg 11 - metal body		ZCDEG11	244
Head for Limit switch - ZCE without operating lever		ZCE01 <input checked="" type="checkbox"/>	683
Steel roller plunger		ZCE02 <input checked="" type="checkbox"/>	904
Cat's whisker		ZCE06	1214
Steel end plunger		ZCE10	720
Thermoplastic roller lever plunger, horizontal direction		ZCE21 <input checked="" type="checkbox"/>	1151
Thermoplastic roller lever ZCY		ZCY18*	287
Steel roller lever ZCY		ZCY19*	763
Variable length thermoplastic roller lever		ZCY45* <input checked="" type="checkbox"/>	1008
*To be used with head ZCE01			
Contact block for ZCD bodies			
1NO + 1NC	2	XE2SP2151 <input checked="" type="checkbox"/>	738
1NO + 2NC	3	XE3SP2141	1821

XCK-M Limit Switches



- 1 NO + 1 N/C with positive opening operation
- Heavy duty oil-tight to IP 665
- Up to 20 million operations

Description	Reference	Unit MRP [₹]
Body		
Body - 1 NC + 1 NO - terminals	ZCKM1 <input checked="" type="checkbox"/>	1908
Spare contacts	XE2SP2151 <input checked="" type="checkbox"/>	738
For ordering complete limit switches, please select body and head listed above		
Head		
Head - steel roller plunger	ZCKD02 <input checked="" type="checkbox"/>	975
Head - cat's whisker	ZCKD06 <input checked="" type="checkbox"/>	1071
Head - spring rod lever	ZCKD08 <input checked="" type="checkbox"/>	1102
Head - steel end plunger	ZCKD10 <input checked="" type="checkbox"/>	567
Delrin roller lever head	ZCKD15 <input checked="" type="checkbox"/>	1177
Delrin roller lever plunger head	ZCKD21 <input checked="" type="checkbox"/>	1102
Steel roller lever plunger head	ZCKD23	1388
Variable length Delrin roller lever	ZCKD41 <input checked="" type="checkbox"/>	1439

Please contact Customer Care Center for Stockable and Non stockable status of references.

NORMAL STOCK ITEMS

W.E.F. January 25th, 2022

XCK-P Thermoplastic



Conforming to IEC 947-5-1
 Degree of Protection - IP 653
 Double insulated
 Class II conforming to IEC 536
 15 million mechanical durability
 1 NO+1 NC 2 pole snap action contacts with positive opening

Description	Reference	Unit MRP [₹]
Steel roller plunger - 1 NC + 1 NO	XCKP2102G11 <input checked="" type="checkbox"/>	1468
Cat's whisker - 1 NC + 1 NO	XCKP2106G11 <input checked="" type="checkbox"/>	2223
Steel end plunger - 1 NC + 1 NO	XCKP2110G11 <input checked="" type="checkbox"/>	1220
Delrin roller lever ⁽¹⁾	XCKP2118G11 <input checked="" type="checkbox"/>	1256
Delrin roller lever plunger, horizontal direction - 1 NC + 1 NO	XCKP2121G11 <input checked="" type="checkbox"/>	1508
Delrin roller lever plunger, vertical direction - 1 NC + 1 NO	XCKP2127G11 <input checked="" type="checkbox"/>	2321
Adjustable roller lever - 1 NC + 1 NO (1) (Variable Length)	XCKP2145G11 <input checked="" type="checkbox"/>	1468
Spare contact block	XE2SP2151 <input checked="" type="checkbox"/>	738

Note : 1 tapped entry for size 11 cable gland
 (1) Adjustable through 360° in 5 steps

XCMD Metal, compact



Conforming to IEC 947-5-1
 IP 67 conforming to IEC 529
 Pre-cabled, 5 x 0.75 mm²
 Single pole 1 C/O contact, snap action

Description	Reference	Unit MRP [₹]
Steel roller plunger	XCMD2102L1 <input checked="" type="checkbox"/>	3473
Metal end plunger	XCMD2110L1 <input checked="" type="checkbox"/>	2936
Thermoplastic roller lever	XCMD2115L1 <input checked="" type="checkbox"/>	3035

XCK - J Metal



1NO + 1NC
 Snap action
 Positive opening operation
 30 million operations
 Heavy Duty Oil Tight to IP 667
 Accuracy = 0.01 mm

Description	Reference	Unit MRP [₹]
Head - without operating lever - Rotary head	ZCKE05 <input checked="" type="checkbox"/>	2005
Head - cat's whisker	ZCKE06 <input checked="" type="checkbox"/>	2019
Head - spring rod lever	ZCKE08 <input checked="" type="checkbox"/>	2191
Head - steel roller lever	ZCKE23	3548
Head - metal end plunger	ZCKE61	1717
Head - reinforced end plunger	ZCKE67 <input checked="" type="checkbox"/>	2862
Body - 1 NC + 1 NO - terminals	ZCKJ1 <input checked="" type="checkbox"/>	2413
Body - 2 OC - terminals 2 NO + 2 NC	ZCKJ2 <input checked="" type="checkbox"/>	3910
Steel roller lever	ZCKY13 <input checked="" type="checkbox"/>	519
Delrin roller lever Ø 50 mm	ZCKY41 <input checked="" type="checkbox"/>	758
Nylon round rod Ø 6 mm	ZCKY59 <input checked="" type="checkbox"/>	437
spare contacts	XE2SP2151 <input checked="" type="checkbox"/>	738

Note:

- For ordering complete Limit Switches, please select body, head and, if necessary, roller listed above

Please contact Customer Care Center for Stockable and Non stockable status of references.

NORMAL STOCK ITEMS

W.E.F. January 25th, 2022

Tiger Limit Switches

XCJ-Thermoplastic



Conforming to IEC 60947-5-1
 Degree of Protection - IP 40, IK 04
 Mechanical durability - 10 million operations
 Operating frequency - 120 operations per minute
 Light Duty application

Description	Type of Approach	Reference	Unit MRP [₹]
Steel roller plunger - 1OC	For lateral cam movement	XCJ102C <input checked="" type="checkbox"/>	1193
Steel roller plunger	For transverse cam movement	XCJ103C <input checked="" type="checkbox"/>	1270
Steel end plunger	Vertical cam approach	XCJ110C <input checked="" type="checkbox"/>	1069
Short flat roller lever plunger	One way operation	XCJ121C	1595
Short flat lever plunger		XCJ125C	866
Long flat lever plunger		XCJ126C <input checked="" type="checkbox"/>	994
short roller lever plunger - flat		XCJ127C <input checked="" type="checkbox"/>	895
Long roller lever plunger - flat		XCJ128C <input checked="" type="checkbox"/>	1000

XCE-Metal Zinc Alloy



Conforming to IEC 60947-5-1
 Degree of Protection - IP 65
 Mechanical durability - 10 million operations
 Operating frequency - 120 operations per minute
 Medium Duty application

Description	Reference	Unit MRP [₹]
Steel roller plunger for lateral cam movement	XCE102C <input checked="" type="checkbox"/>	1603
Steel end plunger	XCE110C <input checked="" type="checkbox"/>	1469
Thermoplastic roller lever	XCE118C <input checked="" type="checkbox"/>	1646
Variable length thermoplastic roller lever	XCE145C <input checked="" type="checkbox"/>	1989
Round rod Ø3 mm steel rod	XCE154C	2872
Spring rod lever	XCE181C	1911

XCKN Limit Switches



Plastic body
 Conforming to IEC60947-5-1, EN60947-5-1, UL 508, CSA
 C22-2 n°14 standards
 Degree of Protection - IP65
 Tapped entry for n°11 cable gland
 2 pole N/C + N/O, snap action

Description	Type of Approach	Reference	Unit MRP [₹]
Steel roller plunger - 1 NC + 1 NO	Lateral cam approach 2 directions	XCKN2102G11 <input checked="" type="checkbox"/>	1029
Cat's whisker - 1 NC + 1 NO	Multi-directional approach	XCKN2106G11 <input checked="" type="checkbox"/>	1229
Spring lever - 1 NC + 1 NO	Multi-directional approach	XCKN2108G11 <input checked="" type="checkbox"/>	1830
Steel end plunger - 1 NC + 1 NO	Vertical approach 1 direction	XCKN2110G11 <input checked="" type="checkbox"/>	868
Thermoplastic roller lever - 1 NC + 1 NO	Lateral approach 2 directions	XCKN2118G11 <input checked="" type="checkbox"/>	907
Thermoplastic roller lever plunger, horizontal direction - 1 NC + 1 NO	Lateral approach 1 direction	XCKN2121G11 <input checked="" type="checkbox"/>	1133
Variable length adjustable roller lever - 1 NC + 1 NO	Lateral approach 2 directions	XCKN2145G11 <input checked="" type="checkbox"/>	1090
Variable length adjustable Thermoplastic roller lever Ø 50 mm - 1 NC + 1 NO	Lateral approach 2 directions	XCKN2149G11 <input checked="" type="checkbox"/>	1339
Variable length adjustable Thermoplastic large roller lever Ø 50 mm - 1 NC + 1 NO, snap action	Lateral approach 2 directions	XCKN2149P20S64 <input checked="" type="checkbox"/>	946
Variable length adjustable Thermoplastic large roller lever Ø 50 mm - 1 NC + 1 NO, Slow-break, break before make	Lateral approach 2 directions	XCKN2549P20S64 <input checked="" type="checkbox"/>	954

Please contact Customer Care Center for Stockable and Non stockable status of references.

NORMAL STOCK ITEMS

W.E.F. January 25th, 2022

XCMN Limit Switches



Miniature design
 Conforming to IEC60947-5-1, EN60947, UL 508, CSA C22-2 n°14 standards
 Degree of Protection - IP65
 Plastic body with metal head
 1 metre PVR cable supplied as standard (4 x 0.75mm²)
 2 pole N/C + N/O, snap action contact
 Mechanical durability - 5 million operating cycles

Description	Reference	Unit MRP [₹]
Steel roller plunger for lateral cam approach	XCMN2102L1	2156
Cat's whisker - 1 NC + 1 NO	XCMN2106L1	3310
Steel end plunger	XCMN2110L1	1873
Thermoplastic roller lever - 1 NC + 1 NO	XCMN2115L1	2068
roller lever plunger - 1 NC + 1 NO - one direction actuation	XCMN2121L1	2427
Thermoplastic adjustable roller lever - 1 NC + 1 NO	XCMN2145L1	2352

XCKMR (Metal) Limit Switches



For Hoisting & material handling Application
 3 Cable Entry

Type of Operator	Contact Type	Cable Entry	Reference	Unit MRP [₹]
With Cruciform metal rod	2x2 pole NC + NC Staggered	M20 x 1.5	XCKMR54D1H29 <input checked="" type="checkbox"/>	12509
With Cruciform metal rod	2x2 pole NC + NC Staggered	PG 13 Cable Gland	XCKMR54D1 <input checked="" type="checkbox"/>	14171

XCKVR (Plastic) Limit Switch



Type of Operator	Contact Type	Cable Entry	Reference	Unit MRP [₹]
With cruciform metal rod	2x2 pole NC+NC staggered	M20x1.5	XCKVR54D1H29 <input checked="" type="checkbox"/>	5391

Conveyor Belt Shift Monitoring Switches



Type of Operator	Tripping Angle	Reference	Unit MRP [₹]
Spring return roller zinc plated steel with lever for corrosive atmosphere	10° fault signalling 18° stopping of the conveyor belt	XCRT115	20925
Spring return roller stainless steel with lever	10° fault signalling 18° stopping of the conveyor belt	XCRT215	44922
Spring Return steel roller lever	23° Stopping of the Conveyor Belt (1 C/O)	XCKJ105217H29	4961

Note:
 • Accuracy = 0.05 mm
 • 3 cable entries tapped for CM10 cable glands

Please contact Customer Care Center for Stockable and Non stockable status of references.

NORMAL STOCK ITEMS

W.E.F. January 25th, 2022

XCKM.LC Metal



1NO + 1NC Snap action
 10 millions operations
 Heavy Duty Oil tight IP66, IK05

Operation type	Connection	Reference	Unit MRP [₹]
Metal end plunger	Pg11	XCKM110LC	2838
Steel roller plunger	PG11	XCKM102LC	2838
Steel roller lever	Pg11	XCKM116LC	2044
Steel roller lever	M20	XCKM116H29LC	2497
Steel roller lever Horizontal actuation	Pg11	XCKM2023LC	2044

XCKJ.LC



1NO + 1NC
 Snap action
 10 million operations
 Heavy Duty Oil Tight to IK07, IP66, IP67

Operation Type	Connection	Reference	Unit MRP [₹]
Metal end plunger	Pg 13.5	XCKJ161LC	1962
Steel roller plunger	M20	XCKJ167H29LC	2023
Steel roller plunger	Pg 13.5	XCKJ167LC	2023
Steel roller lever	M20	XCKJ10513H29LC	1911
Steel roller lever	Pg13.5	XCKJ10513LC	1893
Var.length Thermoplastic roller lever	M20	XCKJ10541H29LC	2348
Var.length Thermoplastic roller lever	Pg13.5	XCKJ10541LC	2348
Polyamide 6 mm rod lever	M20	XCKJ10559H29LC	2182
Var.length Steel roller lever	M20	XCKJ10543H29LC	1977
Var.length Steel roller lever	Pg13.5	XCKJ10543LC	1805

XCK-T Thermoplastic



Conforming to IEC 947-5-1
 Degree of Protection - IP 653
 Double insulated
 Class II conforming to IEC 536
 15 Million Mechanical durability
 1 NO+1 NC 2 pole snap action contacts with positive opening

Description	Reference	Unit MRP [₹]
Steel roller plunger - 1 NC + 1 NO	XCKT2102G11	2035
Steel end plunger - 1 NC + 1 NO	XCKT2110G11	2432
Delrin - roller lever plunger, horizontal direction - 1 NC + 1 NO	XCKT2121G11	2035

Note : 2 tapped entries for size 11 cable glands
 (1) Adjustable through 360° in 5 steps

Please contact Customer Care Center for Stockable and Non stockable status of references.

NORMAL STOCK ITEMS

W.E.F. January 25th, 2022

Wireless and Batteryless OsiSense XCMW



Uses Zigbee® protocol for best-in-class communication performance
 Up to 100m distance in open field
 Up to 32 transmitters per receiver (ZBRRC and ZBRRD receivers)
 Top performance with access point receiver:
 • Through Modbus serial
 • Through Modbus/TCP protocol

Operation	Reference	Unit MRP [₹]
Metal end plunger	XCMW110	On Request
Steel roller plunger	XCMW102	On Request
Thermoplastic roller lever	XCMW115	On Request
Steel roller lever	XCMW116	On Request
Variable length thermoplastic roller lever	XCMW145	On Request

XZBW, universal wireless solution for sensors



Brings wireless transmission to any standard sensor or switch.
 Savings on cables, cable tray & related maintenance costs.
 Compatible with any type of PNP/ NPN or contact sensor
 One digital input per emitter
 Connect up to two emitters per receiver

Operation	Reference	Unit MRP [₹]
Wireless transmitter for sensors and switches	XZBWE112A24	On Request
Programmable receiver - 4 PNP - 200 mA - 24 V DC - 2 pusbuttons - 6 LEDs	XZBWR2STT24	On Request

Safety Detection Solution



Guard Switch, Actuator Operated
 Plastic, Turret Head
 Mechanical Durability = >1 Million operating cycle
 NC contact with positive opening

Operation	Cable Entry	Reference	Unit MRP [₹]
3 Pole NC+ NC + NO - Snap Action	Pg 11	XCSPA491	3734
2 Pole NC + NO - Break Before Make, Slow Break	Pg 11	XCSPA591	2833
2 Pole NC + NO - Break Before Make, Slow Break	½" NTP	XCSPA592 <input checked="" type="checkbox"/>	2306
2 Pole NC + NC - Slow Break	Pg 11	XCSPA791	2543
2 Pole NC + NC - Slow Break	½" NTP	XCSPA792	2785
3 Pole NC+ NO + NO - Slow Break (2NO Staggered)	Pg11	XCSTA591 <input checked="" type="checkbox"/>	3457

Please contact Customer Care Center for Stockable and Non stockable status of references.

NORMAL STOCK ITEMS

W.E.F. January 25th, 2022

XCS LE /LF Safety Solenoid Interlock



Body Type	Contacts	Voltage	Locking	Reference	Unit MRP [₹]
Metal	NO + NC	24V AC/DC	On de-energisation	XCSLF2525312	20378
Plastic	NO + NC	24V AC/DC	On de-energisation	XCSLE2525312 <input checked="" type="checkbox"/>	15694
Plastic	NC + NC + NO	24V AC/DC	On de-energisation	XCSLE3737312	18993

XCSDM Safety coded Magnetic Switch



Contact*	Body Size	Connection	Reference	Unit MRP [₹]
2-pole 1 NC + 1 NO (staggered)	Compact 51 x 16 x 7	2m Cable	XCSDMC5902 <input checked="" type="checkbox"/>	5476
2-pole 1 NO + 1 NO (staggered)	Compact 51 x 16 x 7	2m Cable	XCSDMC7902	6013
2-pole 1 NC + 1 NO (staggered)	Standard 88 x 25 x 13	2m Cable	XCSDMP5902	4377
2-pole 1 NO + 1 NO (staggered)	Standard 88 x 25 x 13	2m Cable	XCSDMP7902	4839
3-pole 1 NC + 1 NO + 1 NO (staggered)	Standard 88 x 25 x 13	M12 Connector	XCSDMP700L01M12	11516
3-pole 1 NC + 1 NO + 1 NO (staggered)	Standard 88 x 25 x 13	M12 Connector	XCSDMP701L01M12	8012
2-pole 1 NC + 1 NO (staggered)	Cylindrical D=30, L= 38.5	M12 Connector	XCSDMR590L01M12	7257

Please contact Customer Care Center for Stockable and Non stockable status of references.

NORMAL STOCK ITEMS

W.E.F. January 25th, 2022

Specifications: Metal/Plastic Body, Precabled, Universal M8, M12 connector, Sensing Distance: Upto 15 mm

[Sn] nominal sensing distance	Sensor design	Discrete output function	Discrete Output type	Reference	Unit MRP [₹]
Three Wire Metal 12-24V DC, Flush Mountable - Threaded					
1.5mm	M8	1 NO	NPN	XS108BLNAL2	1675
			PNP	XS108BLPAL2 <input checked="" type="checkbox"/>	1384
				XS108BLPAM12 <input checked="" type="checkbox"/>	1486
				XS108BLPAM8	1514
Three Wire Metal 12-24V DC, Non Flush Mountable - Threaded					
2.5mm	M8	1 NO	NPN	XS208BLNAL2 <input checked="" type="checkbox"/>	1907
			PNP	XS208BLPAL2 <input checked="" type="checkbox"/>	1924
				XS208BLPAM12	2830
Three Wire Metal 12-24V DC, Flush Mountable - Threaded					
2mm	M12	1NC	PNP	XS112BLPBL2 <input checked="" type="checkbox"/>	2368
			NPN	XS112BLNAL2 <input checked="" type="checkbox"/>	1272
		1 NO	NPN	XS112BLNAM12	1616
			PNP	XS112BLPAL2 <input checked="" type="checkbox"/>	1221
			PNP	XS112BLPAM12 <input checked="" type="checkbox"/>	1186

Specifications : Metal/Plastic Body, Precabled, Universal M8, M12 connector, Sensing Distance: Upto 15mm

[Sn] nominal sensing distance	Sensor design	Discrete output function	Discrete Output type	Reference	Unit MRP [₹]
Two Wire - 12-240V AC Metal, Flush Mountable - Threaded					
Three Wire Metal 12-24V DC, Non Flush Mountable - Threaded					
4 mm	M12	1 NC	NPN	XS212BLNBL2 <input checked="" type="checkbox"/>	1624
			PNP	XS212BLPBL2 <input checked="" type="checkbox"/>	1766
			NPN	XS212BLNAL2	1314
		1 NO	NPN	XS212BLNAM12	2034
			PNP	XS212BLPAL2 <input checked="" type="checkbox"/>	1310
			PNP	XS212BLPAL5	1733
			PNP	XS212BLPAM12	1531
Three Wire Metal 12-24V DC, Flush Mountable - Threaded					
5 mm	M18	1NC	PNP	XS118BLPBL2	1955
			NPN	XS118BLNAL2 <input checked="" type="checkbox"/>	1531
				XS118BLNAM12	2065
		1 NO	NPN	XS118BLPAL2 <input checked="" type="checkbox"/>	1376
			PNP	XS118BLPAL5	2758
				XS118BLPAM12 <input checked="" type="checkbox"/>	1974
Three Wire Metal 12-24V DC, Non Flush Mountable - Threaded					
8 mm	M18	1 NO	NPN	XS218BLNAL2 <input checked="" type="checkbox"/>	1338
				XS218BLNAM12	2019
			PNP	XS218BLPAL2 <input checked="" type="checkbox"/>	1310
				XS218BLPAL5	1733
				XS218BLPAM12 <input checked="" type="checkbox"/>	1466

Please contact Customer Care Center for Stockable and Non stockable status of references.

NORMAL STOCK ITEMS

W.E.F. January 25th, 2022

Specifications : Metal/Plastic Body, Precabled, Universal M8, M12 connector, Sensing Distance: Upto 15mm

[Sn] Nominal sensing distance	Sensor design	Discrete Output function	Discrete Output type	Reference	Unit MRP [₹]
Three Wire Metal 12-24V DC, Flush Mountable - Threaded					
10mm	M30	1NC	PNP	XS130BLPBL2	2634
		1 NO	NPN	XS130BLNAL2 <input checked="" type="checkbox"/>	2554
			PNP	XS130BLPAL2 <input checked="" type="checkbox"/>	1497
				XS130BLPAM12	2616
Three Wire Metal 12-24V DC, Non Flush Mountable - Threaded					
15mm	M30	1NC	PNP	XS230BLPBL2	1670
		1 NO	NPN	XS230BLNAL2	2329
			PNP	XS230BLPAL2 <input checked="" type="checkbox"/>	1455
				XS230BLPAL5	2508
				XS230BLPAM12	2634

Note :

1. L2 stands for sensors with 2m cable
2. L5 stands for sensors with 5m cable
3. L10 stands for sensors with 10m cable
4. M8 & M12 stand for universal connectors.
5. Connectors to be ordered separately.

Please contact Customer Care Center for Stockable and Non stockable status of references.

NORMAL STOCK ITEMS

W.E.F. January 25th, 2022

Extended Sensing Range

[Sn] Nominal sensing distance	Sensor design	Discrete Output function	Discrete Output type	Reference	Unit MRP [₹]
Three Wire Metal 10-36V DC, Flush Mountable - Threaded					
2.5 mm (Length 51 mm)	M8	1 NO	PNP	XS608B1PAL2	4635
2.5 mm (Length 51 mm)	M8	1 NO	PNP	XS608B1PAM12 <input checked="" type="checkbox"/>	4351
4 mm (Length 53 mm)	M12	1 NO	PNP	XS612B1PAL2 <input checked="" type="checkbox"/>	3847
4 mm (Length 53 mm)	M12	1 NO	PNP	XS612B1PAM12 <input checked="" type="checkbox"/>	3283
8 mm (Length 62 mm)	M18	1 NO	PNP	XS618B1PAL2 <input checked="" type="checkbox"/>	4409
8 mm (Length 62 mm)	M18	1 NO	PNP	XS618B1PAM12 <input checked="" type="checkbox"/>	4019
15 mm (Length 62 mm)	M30	1 NO	PNP	XS630B1PAL2 <input checked="" type="checkbox"/>	5263
15 mm (Length 62 mm)	M30	1 NO	PNP	XS630B1PAM12 <input checked="" type="checkbox"/>	5000
Three Wire Metal 12-24V DC, Flush Mountable - Threaded					
4 mm	M12	1 NO	PNP	XS112B3PAL2	2735
				XS112B3PAM12 <input checked="" type="checkbox"/>	2263
Three Wire Metal 12-24V DC, Flush Mountable - Threaded					
8 mm	M18	1 NO	PNP	XS118B3PAL2	3166
				XS118B3PAM12	3879
8 mm	M18	1 NO	PNP	XS118B3PAL2	3166
				XS118B3PAM12	3879
Three Wire Metal 12-24V DC, Flush Mountable - Threaded					
15 mm	M30	1 NO	PNP	XS130B3PAM12	3328

Multi Current/Multi Voltage sensor for AC/DC Application

2 Wire, Supply voltage 20...264 LED Out Put State Indicator

[Sn] Nominal sensing distance	Sensor design	Discrete Output function	Reference	Unit MRP [₹]
4 mm	M12	NO	XS612B1MAL2 <input checked="" type="checkbox"/>	7566
8 mm	M18	NO	XS618B1MAL2 <input checked="" type="checkbox"/>	5398
15 mm	M30	NO	XS630B1MAL2 <input checked="" type="checkbox"/>	5871

Multi Current/Multi voltage Sensor for AC/DC Application
 2 wire connection
 Supply voltage 20...264 V

Flush-Non flush mountable via teach mode

25 mm	40 x 40 x 15	AC/DC NO	XS8C1A1MAL2	10858
60 mm	80 x 80 x 26	AC/DC NO	XS8D1A1MAL2	16166

Speed Rotation Monitoring Proximity Switches

[Us] Rated Supply voltage	Switching capacity	Wiring technique	[Sn] Sensing distance	Operating zone	Adjustable Freq. Impulse/min	Reference	Unit MRP [₹]
24...210 V DC 24...240 V AC 50/60 Hz	5...200 mA DC 5...350 mA AC	2-wire AC/DC	10 mm	0...8 mm	6...150	XSAV11801 <input checked="" type="checkbox"/>	15065
					120...3000	XSAV12801 <input checked="" type="checkbox"/>	24864
12...48 V DC	≤ 200 mA overload and short-circuit protection	3-wire DC PNP	10 mm	0...8 mm	6...150	XSAV11373 <input checked="" type="checkbox"/>	20951
					120...3000	XSAV12373 <input checked="" type="checkbox"/>	16760

Accessories

Description	Sensor Design	Reference	Unit MRP [₹]
Fixing for cylindrical sensor	m18	XSZB118	836

Please contact Customer Care Center for Stockable and Non stockable status of references.

NORMAL STOCK ITEMS

W.E.F. January 25th, 2022

XS Flat Type [Inductive Sensors]

Rated Supply voltage-12...24V DC



Description	Output Function	Switching capacity in mA	[Sn] Sensing distance	Reference	Unit MRP [₹]
Flat form 40x40x15	PNP [NO], 3-wire	<=100 mA	Flush-15mm	XS7C1A1PAL2	4446
Flat form 80x80x26	PNP [NO], 3-wire	<=100 mA	Flush-40mm	XS7D1A1PAL2	6181
Flat form 40x40x15	PNP [NO], 3-wire	<=200mA	Non-Flush-25mm	XS8C1A1PAL2	16767
Flat form 80x80x26	PNP [NO], 3-wire	<=200mA	Non-Flush-60mm	XS8D1A1PAL2	10534



XS Cubic C2 Form



XS Turret Form

Sensing range	Output	Connection	Reference	Unit MRP [₹]
XS Cubic C2 Form				
15mm	1 NO	Terminal	XS7C2A1PAM12	3657
20mm	1 NO + 1 NC	Terminal	XS8C2A1PCM12	4635
40mm	1 NO + 1 NC	Terminal	XS8C2A4PCM12 <input checked="" type="checkbox"/>	5328
XS Turret Form				
15 mm	1NO + 1 NC programmable	Terminals	XS7C4A1DPG13	6546
15 mm	1NO + 1 NC programmable	Terminals	XS7C4A1MPG13 <input checked="" type="checkbox"/>	7403
20mm	1NO+ 1NC	Terminals	XS8C4A1PCG13 <input checked="" type="checkbox"/>	6510
20mm	1NO+ 1NC	Terminals	XS8C4A1PCP20	8040
20mm	1NO + 1 NC programmable	Terminals	XS8C4A1DPG13	15332
20mm	1NO + 1 NC programmable	Terminals	XS8C4A1MPG13	10405
20mm	1NO + 1 NC programmable	Terminals	XS8C4A1MPP20	8324
20mm	1NO + 1 NC programmable	Terminals	XS8C4A1MPG13	10405

XT Capacitive sensor

Sensing range	Output	Connection	Reference	Unit MRP [₹]
8mm	1 NO	2M Cable	XT218A1PAL2	4467
8mm	1NC + NO	M12 Connector	XT218A1PCM12 <input checked="" type="checkbox"/>	4434
15mm	1NO	2M Cable	XT230A1PAL2 <input checked="" type="checkbox"/>	4880
15mm	1NO + 1 NC	M12 connector	XT230A1PCM12	4577

Please contact Customer Care Center for Stockable and Non stockable status of references.

NORMAL STOCK ITEMS

W.E.F. January 25th, 2022

OsiSense Ultrasonic XX



3 wire connection
Supply voltage 10-28 V DC
Plastic case

[Sn] Nominal Sensing Distance	Sensor Design	Discrete Output Function	Reference	Unit MRP [₹]
50 cm	M18	PNP NO	XX518A3PAM12	13867

OsiSense XX



Ultrasonic Sensor for monitoring 2 levels

Sensing Distance	Output	Connection	Reference	Unit MRP [₹]
0.5m	PNP [NO]	M12	XX218A3PHM12	15833

Please contact Customer Care Center for Stockable and Non stockable status of references.

NORMAL STOCK ITEMS

W.E.F. January 25th, 2022



Connector Type	Connection	Shape	Length	Reference	Unit MRP [₹]
Osi Sense XZ PUR cable Industrial high end use Nominal Current 4A Matt Black Colour Operation temperature -35 .. +90OC IP 67					
PUR Pre-wired connector	M8, 3 pins	Straight	2m	XZCP0566L2	948
PUR Pre-wired connector	M8, 3 pins	Straight	5m	XZCP0566L5	1223
PUR Pre-wired connector	M8, 3 pins	Elbowed	5m	XZCP0666L5	1365
PUR Pre-wired connector	M8, 4 pins	Straight	2m	XZCP0941L2	1092
PUR Pre-wired connector	M8, 4 pins	Straight	5m	XZCP0941L5	1365
PUR Pre-wired connector	M8, 4 pins	Elbowed	2m	XZCP1041L2	1092
PUR Pre-wired connector	M8, 4 pins	Elbowed	5m	XZCP1041L5	1365
PUR Pre-wired connector	M12, 4 pins	Straight	2m	XZCP1141L2 <input checked="" type="checkbox"/>	912
PUR Pre-wired connector	M12, 4 pins	Straight	5m	XZCP1141L5 <input checked="" type="checkbox"/>	1425
PUR Pre-wired connector	M12, 4 pins	Elbowed	2m	XZCP1241L2 <input checked="" type="checkbox"/>	965
PUR Pre-wired connector	M12, 4 pins	Elbowed	5m	XZCP1241L5 <input checked="" type="checkbox"/>	1698
Osi Sense XZ PVC Cable • General use • Nominal Current 3A • Grey Colour • Operating temperature -25..+80°C • IP 65					
PVC Pre-wired connector	M8, 3 pins	Straight	2m	XZCPV0566L2	852
PVC Pre-wired connector	M8, 3 pins	Straight	5m	XZCPV0566L5	869
PVC Pre-wired connector	M8, 3 pins	Elbowed	5m	XZCPV0666L5	1306
PVC Pre-wired connector	M8, 4 pins	Straight	2m	XZCPV0941L2 <input checked="" type="checkbox"/>	819
PVC Pre-wired connector	M8, 4 pins	Straight	5m	XZCPV0941L5	1473
PVC Pre-wired connector	M8, 4 pins	Elbowed	5m	XZCPV1041L5	1029
PVC Pre-wired connector	M12, 4 pins	Straight	2m	XZCPV1141L2 <input checked="" type="checkbox"/>	639
PVC Pre-wired connector	M12, 4 pins	Straight	5m	XZCPV1141L5 <input checked="" type="checkbox"/>	831
PVC Pre-wired connector	M12, 4 pins	Elbowed	2m	XZCPV1241L2 <input checked="" type="checkbox"/>	729
PVC Pre-wired connector	M12, 4 pins	Elbowed	5m	XZCPV1241L5 <input checked="" type="checkbox"/>	814
Osi Sense XZ Connector • Protection IP67 • Connection Type Screw Threaded					
Male connector	M12, 4 Pin	Straight		XZCC12MDM40B	514
Male connector	M12, 4 Pin	Elbowed		XZCC12MCM40B	563
Male connector	M12, 5 Pin	Straight		XZCC12MDM50B	1137
Male connector	M12, 5 Pin	Elbowed		XZCC12MCM50B	1137
Female connector	M12, 4 Pin	Straight		XZCC12FDM40B	504
Female connector	M12, 4 Pin	Elbowed		XZCC12FCM40B <input checked="" type="checkbox"/>	514

Please contact Customer Care Center for Stockable and Non stockable status of references.

NORMAL STOCK ITEMS

W.E.F. January 25th, 2022

Industrial PC and Displays



- Our comprehensive Magelis iPC range offers industrial PCs for improved productivity and an enhanced user experience. Choose the right industrial PC for your environment, from our wide range and be confident that they are designed to last

Product description	Reference	Unit MRP [₹]
Box PC Perf. HDD DC Win 8.1 2 slots	HMIBMPHI74D2801	On Request
Box PC Perf. HDD DC Win 8.1 4 slots	HMIBMPHI74D4801	On Request
Box PC Perf. SSD DC Win 7 4 slots	HMIBMPSI74D470L	On Request
Box PC Perf. SSD DC Win 8.1 4 slots	HMIBMPSI74D4801	On Request
Box PC Univ. DC Base unit 4Gb 2 slots	HMIBMU0I29D2001	On Request
Box PC Universal CFast DC WES 2 slots	HMIBMUCI29D2W01	On Request
Box PC Universal HDD DC Win 8.1 2 slots	HMIBMUHI29D2801	On Request
Box PC Universal HDD DC Win 8.1 4 slots	HMIBMUHI29D4801	On Request
Box PC Universal SSD DC Win 8.1 2 slots	HMIBMUSI29D2801	On Request
S-BOX PC Optimized CFlash DC 1 slot	HMIBSOCND1E01	On Request
S-BOX PC Universal No OS DC 1 slot	HMIBSUOND1001	On Request
S-BOX PC Universal CFast DC 1 slot	HMIBSUCND1W01	On Request
S-BOX PC Universal SSD DC 1 slot	HMIBSUSND1W01	On Request
Box PC Universal Hard Disk DC 2 slots	HMIBUHND2P01	On Request
iDisplay monitor 12" Touch DC DVI	HMIDI64DTD1	On Request
iDisplay monitor 15" Touch DC DVI	HMIDI73DTD1	On Request
Display PC 4:3 12" single t. for HMIBM	HMIDM6421	On Request
Display PC Wide 12" multi-t. for HMIBM	HMIDM6521	On Request
Display PC 4:3 15" single t. for HMIBM	HMIDM7421	On Request
Display PC Wide 15" multi-t. for HMIBM	HMIDM7521	On Request
Display PC Wide 19" multi-t. for HMIBM	HMIDM9521	On Request
Display PC Wide 22" multi-t. for HMIBM	HMIDMA521	On Request
Enclosed PC Perf. W19 DC - Base unit	HMIEP0952D1001	On Request
Enclosed PC Perf. SSD W19 DC Win 8.1	HMIEP952D1801	On Request
Panel PC 12" Performance - Base unit	HMIPP06D0001	On Request
Panel PC Perform. SSD 12" AC 2 slots	HMIPPF6A2701	On Request
Panel PC Perform. F.Disk 15" AC 2 slots	HMIPPF7A2701	On Request
Panel PC Perform. HDD 12" AC 2 slots	HMIPPH6A2701	On Request
Panel PC Perform. H.Disk 15" AC 0 slot	HMIPPH7A0701	On Request
Panel PC Perf 15" stainless HDD AC 2 slt	HMIPRH7A2701	On Request
S-Panel PC Optimized W10 DC - Base unit	HMIPSO0552D1001	On Request
S-Panel PC Optimized W15 DC - Base unit	HMIPSO0752D1001	On Request
S-Panel PC Optimized CFast W15 DC WES	HMIPSOC752D1W01	On Request
S-Panel PC Optimized HDD W10 DC Win 8.1	HMIPSOH552D1801	On Request
S-Panel PC Optimized HDD W15 DC Win 8.1	HMIPSOH752D1801	On Request
S-Panel PC Optimized SSD W10 DC Win 8.1	HMIPSO552D1801	On Request
S-Panel PC Optimized SSD W15 DC Win 8.1	HMIPSO5752D1801	On Request
S-Panel PC Performance W15 DC -Base unit	HMIPSP0752D1001	On Request
S-Panel PC Performance W19 DC -Base unit	HMIPSP0952D1001	On Request
S-Panel PC Perf. CFast W15 DC WES	HMIPSPC752D1W01	On Request
S-Panel PC Perf. CFast W19 DC WES	HMIPSPC952D1W01	On Request
S-Panel PC Performance HDD W15 DC Win8.1	HMIPSPH752D1801	On Request
S-Panel PC Performance HDD W19 DC Win8.1	HMIPSPH952D1801	On Request
S-Panel PC Performance SSD W15 DC Win8.1	HMIPSPS752D1801	On Request
S-Panel PC Performance SSD W19 DC Win8.1	HMIPSPS952D1801	On Request
Panel PC Univ 15" stainless HDD DC 2 slt	HMIPTH7D2P01	On Request
Panel PC 12" Universal - Base unit	HMIPU06D0001	On Request
Panel PC Universal CFast 12" AC 0 slot	HMIPUC6A0E01	On Request
Panel PC Universal CFast 12" DC 0 slot	HMIPUC6D0E01	On Request
Panel PC Universal SSD 12" AC 0 slot	HMIPUF6A0701	On Request
Panel PC Universal SSD 12" DC 0 slot	HMIPUF6D0701	On Request
Panel PC Universal HDD 12" AC 0 slot	HMIPUH6A0701	On Request
Panel PC Universal HDD 12" DC 0 slot	HMIPUH6D0701	On Request
Panel PC Univ. H.Disk 15" DC 2 slots	HMIPUH7D2P01	On Request
Panel PC Universal H.Disk 19" AC 0 slot	HMIPUH9A0P01	On Request
Panel PC Universal H.Disk 19" AC 2 slots	HMIPUH9A2P01	On Request
Panel PC Univ. H.Disk 19" DC 2 slots	HMIPUH9D2P01	On Request
Panel PC Optimum Compact Flash 15" DC	HMIPWC7D0E01	On Request

Please contact Customer Care Center for Stockable and Non stockable status of references.

NORMAL STOCK ITEMS

W.E.F. January 25th, 2022

RACK IPC

Product description	Reference	Unit MRP [₹]
Rack PC 2U Optimized HDD AC 3 slots	HMIRSOHPA3W01	On Request
Rack PC 4U Performance SSD AC 6 slots	HMIRSPFXA6701	On Request
Rack PC 4U Perf. SSD AC redund. 6 slots	HMIRSPFXR6702	On Request
Rack PC 4U Performance HDD AC 6 slots	HMIRSPHXA6701	On Request
Rack PC 4U Perf. HDD AC 6 slots PES	HMIRSPHXA67P1	On Request
Rack PC 4U Perf. HDD AC 6 slots server	HMIRSPSXR6S01	On Request
Rack PC 4U Perf. HDD AC 6 slots server	HMIRSPSXR6T01	On Request
Rack PC 2U Universal HDD AC 3 slots	HMIRSUH3A3701	On Request
Rack PC 2U Universal SSD AC 3 slots	HMIRSUS3A3701	On Request
Vijeo XD RT, printed	HMIRTWZLSPMZZ	On Request
Rack PC 2U Optim. HDD AC 3 slots No OS	HMIRXOHA3001	On Request
Rack PC 2U Optimized HDD AC 3 slots	HMIRXOHA3W01	On Request

Magelis GTU



- High performance modular HMI
- Modular HMI with smartphone-like interface and Wireless technology: Unmatched comfort of use without compromise on performance and openness

Product description	Reference	Unit MRP [₹]
7W Touch Advanced Display WVGA	HMIDT351	On Request
10.4 Touch Smart Display SVGA	HMIDT542	On Request
10W Touch Advanced Display WXGA	HMIDT551	On Request
12.1 Touch Smart Display XGA	HMIDT642	On Request
12W Touch Advanced Display WXGA	HMIDT651	On Request
15 Touch Smart Display XGA	HMIDT732	On Request
HMIDT732 Coated	HMIDT732FC	On Request
15W Touch Smart Display FWXGA	HMIDT752	On Request
19W Touch Smart Display FWXGA	HMIDT952	On Request
Premium BOX for Universal Panel	HMIG3U	On Request
HMIG3U Coated	HMIG3UFC	On Request
Open BOX for Universal Panel	HMIG5U	On Request
Open BOX for Universal Panel	HMIG5U2	On Request
Magelis GTU Open BOX for Vijeo XL	HMIG5UL8A	On Request

Magelis SCU



- Cut out free HMI controller
Magelis SCU controller delivers adequate functionality for control of small machines and simple processes, while saving up to 30% in installation and ownership costs

Product description	Reference	Unit MRP [₹]
3.5 Small Controller Panel For Machine	HMISCU6A5	On Request
3.5 Small Controller Panel For Process	HMISCU6B5	On Request
5.7 Small Controller Panel For Machine	HMISCU8A5	On Request
5.7 Small Controller Panel For Porcess	HMISCU8B5	On Request

Please contact Customer Care Center for Stockable and Non stockable status of references.

NORMAL STOCK ITEMS

W.E.F. January 25th, 2022

HMI Panels with Optimised Features



Product description	Reference	Unit MRP [₹]
5.7 Keypad Panel QVGA-TFT	HMIGK2310	On Request
10.4 Keypad Panel VGA-TFT	HMIGK5310	On Request
3.5 Color Touch Panel QVGA-TFT	HMIGTO1300	On Request
3.5 Color Touch Panel QVGA-TFT	HMIGTO1310	On Request
5.7 Color Touch Panel QVGA-TFT	HMIGTO2300	On Request
5.7 Color Touch Panel QVGA-TFT	HMIGTO2310	On Request
5.7 Color Touch Panel QVGA Stainless	HMIGTO2315	On Request
7.0 Color Touch Panel WVGA-TFT	HMIGTO3510	On Request
7.5 Color Touch Panel VGA-TFT	HMIGTO4310	On Request
10.4 Color Touch Panel VGA-TFT	HMIGTO5310	On Request
HMIGTO5310 coated and logo removed	HMIGTO5310FCW	On Request
HMIGTO5310 logo removed	HMIGTO5310FW	On Request
10.4 Color Touch Panel VGA Stainless	HMIGTO5315	On Request
12.1 Color Touch Panel SVGA-TFT	HMIGTO6310	On Request
HMIGTO6310 Coated	HMIGTO6310FC	On Request
12.1 Color Touch Panel SVGA Stainless	HMIGTO6315	On Request
STU rear module	HMIS5T	On Request
STU 3in5 front module	HMIS65	On Request
STU3in5 front module w/o mark on overlay	HMIS65W	On Request
STU 5in7 front module	HMIS85	On Request
STU5in7 front module w/o mark on overlay	HMIS85W	On Request
REAR MODULE SMALL CONTROLLER MACHINE	HMISAC	On Request
REAR MODULE SMALL CONTROLLER PROCESS	HMISBC	On Request
TOUCH PANEL SCREEN 3"4 MONOCHROME G/O/R	HMISTO511	On Request
TOUCH PANEL SCREEN 3"4 MONOCHROME W/P/R	HMISTO512	On Request
Touch Panel Screen 3"4 Mono ETH G/O/R	HMISTO531	On Request
Touch Panel Screen 3"4 Mono ETH W/P/R	HMISTO532	On Request
4.3" touch panel screen RS232C	HMISTO705	On Request
4.3" touch panel screen RS232C/485	HMISTO715	On Request
4.3" touch panel screen Ethernet	HMISTO735	On Request
Customized STO735	HMISTO735AG	On Request
Touch Panel Screen 3"5 Color	HMISTU655	On Request
STU 3in5 without marking on overlay	HMISTU655W	On Request
Touch Panel Screen 5"7 Color	HMISTU855	On Request
STU 5in7 without marking on overlay	HMISTU855W	On Request

Magelis Easy GXU



- Reliable and cost-effective touch-screen terminals Tailored to meet the challenges faced by new economies: <001F> t for purpose at affordable prices with no compromise on ease of use, robustness, and availability.

Product description	Reference	Unit MRP [₹]
GXU Touch Panel, 7"W TFT, SL only	HMIGXU3500	On Request
GXU Touch Panel, 7"W TFT, SL + ETH	HMIGXU3512	On Request
GXU Touch Panel, 10"W TFT, SL only	HMIGXU5500	On Request
GXU Touch Panel, 10"W TFT, SL + ETH	HMIGXU5512	On Request

Please contact Customer Care Center for Stockable and Non stockable status of references.

NORMAL STOCK ITEMS

W.E.F. January 25th, 2022

Magelis Easy GXU



- EcoStruxure™ Operator Terminal Expert
Touchscreen configuration software with the latest UI design and gestures
EcoStruxure Operator Terminal Expert™ (formerly known as Vijeo XD)
configuration software enables you to create and edit application Magelis HMIs and iPCs screens
EcoStruxure™ Machine SCADA Expert
Lite SCADA for line management
Vijeo Designer
Configuration software for the complete HMI range
HMI configuration software
EcoStruxure Machine SCADA Expert (formerly known as Vijeo XL) is a powerful software for developing HMI, SCADA, OEE and Dashboard projects dedicated to Line Management & Lite Supervision applications to run in Magelis Industrial PC and GTU Open Box. The bundle offer «Magelis Industrial PC and GTU Open Box» saves you time and resources on validation of hardware, software and OS.

Vijeo XD

Product description	Reference	Unit MRP [€]
Vijeo XD Pro License	HMIPELCZLSPMZZ	On Request
Vijeo XD Pro License Vendor	HMIPELVZLSPMZZ	On Request
Vijeo XD Pro License Vendor	HMIPELVZLSPMZZ	On Request

EcoStruxure™ Machine SCADA Expert

Product description	Reference	Unit MRP [€]
Vijeo XL 1.5K 3rd-PC RT License	HMIVXL3PRT1KLV80	On Request
Vijeo XL 32K 3rd-PC RT License	HMIVXL3PRT32KLV80	On Request
Vijeo XL 4K 3rd-PC RT License	HMIVXL3PRT4KLV80	On Request
Vijeo XL 64K 3rd-PC RT License	HMIVXL3PRT64KLV80	On Request
Upgrade License 3rd-PC RT 4K to 32K	HMIVXL3PUG32KRT	On Request
Upgrade License 3rd-PC RT 1.5K to 4K	HMIVXL3PUG4KRT	On Request
Upgrade License 3rd-PC RT 32K to 64K	HMIVXL3PUG64KRT	On Request
Vijeo XL BT DVD 1.5K	HMIVXLB1KDV80	On Request
Vijeo XL BT License 1.5K	HMIVXLB1KLV80	On Request
Vijeo XL 32K BT DVD	HMIVXLB32KDV80	On Request
Vijeo XL 32K BT License	HMIVXLB32KLV80	On Request
Vijeo XL BT DVD 4K	HMIVXLB4KDV80	On Request
Vijeo XL BT License 4K	HMIVXLB4KLV80	On Request
Vijeo XL BT DVD 64K	HMIVXLB64KDV80	On Request
Vijeo XL BT License 64K	HMIVXLB64KLV80	On Request
FactoryTalk Import Wizard	HMIVXLFTTK	On Request
Vijeo XL MA License 4	HMIVXLM4LV80	On Request
Vijeo XL MA License 8	HMIVXLM8LV80	On Request
PanelBuilder Import Wizard	HMIVXLPBTK	On Request
PanelMate Import Wizard	HMIVXLPMTK	On Request
Vijeo XL RT License 1.5K	HMIVXLRT1KLV80	On Request
Vijeo XL 32K RT License	HMIVXLRT32KLV80	On Request
Vijeo XL RT License 4K	HMIVXLRT4KLV80	On Request
Vijeo XL RT License 64K	HMIVXLRT64KLV80	On Request
Secure Viewer 4 License	HMIVXLSV4LV80	On Request
Upgrade License BT 4K to 32K	HMIVXLUG32KBT	On Request
Upgrade License RT 4K to 32K	HMIVXLUG32KRT	On Request
Upgrade License BT 1.5K to 4K	HMIVXLUG4KBT	On Request
Upgrade License RT 1.5K to 4K	HMIVXLUG4KRT	On Request
Upgrade License BT 32K to 64K	HMIVXLUG64KBT	On Request
Upgrade License RT 32K to 64K	HMIVXLUG64KRT	On Request
Upgrade License MA 4 to 8	HMIVXLUG8MA	On Request
Vijeo XL USB Hard key	HMIVXLUSBL	On Request

Please contact Customer Care Center for Stockable and Non stockable status of references.

NORMAL STOCK ITEMS

W.E.F. January 25th, 2022

Vijeo Designer

Product description	Reference	Unit MRP [₹]
Vijeo Designer internal and partner pack	VJDCLINTSV62M	On Request
VJD V4.6 Facility No Cable	VJDFNDTGSV46M	On Request
Vijeo Designer, Licence Facility, No Cable	VJDFNDTGSV47M	On Request
Vijeo Designer, Facility license	VJDFNDTGSV62M	On Request
Vijeo Designer, Group license	VJGNDTGSV62M	On Request
Vijeo Designer, Single License	VJDSNDTGSV62M	On Request
Vijeo Designer Magelis iPC RT	VJDSNRTMPC	On Request
Vijeo Designer Standard PC RT	VJDSNRTSPC	On Request
Vijeo Designer V5.1 I D S	VJDSNTRCKV51M	On Request
Vijeo Designer RT IDS license extension	VJDSNTRCKV62M	On Request
Pack Vijeo Designer RT IDS Report Print	VJDSNTRPKV62M	On Request
Vijeo Designer IDS Report Printing	VJDSNTRPRV62M	On Request
KIT XBTRT500 VJD LITE CBL	VJDSTKXBTRT	On Request
Vijeo Designer,Single License,USB cable	VJDSUDTGAV62M	On Request
Vijeo Designer, Team license	VJDTNDTGSV62M	On Request
Vijeo Designer Update License	VJDUPTDGAV62M	On Request
Vijeo Designer RT IDS Update license	VJDUPTRCKV62M	On Request
VJD IDS Report Printing Update license	VJDUPTRPRV62M	On Request

Please contact Customer Care Center for Stockable and Non stockable status of references.

NORMAL STOCK ITEMS

W.E.F. January 25th, 2022



Green Premium™

An industry leading portfolio of offers delivering sustainable value



More than 75% of our product sales offer superior transparency on the material content, regulatory information and environmental impact of our products:

- RoHS compliance
- REACH substance information
- Industry leading # of PEP's*
- Circularity instructions



Discover what we mean by green
Check your products!

The Green Premium program stands for our commitment to deliver customer valued sustainable performance. It has been upgraded with recognized environmental claims and extended to cover all offers including Products, Services and Solutions.

CO2 and P&L impact through... Resource Performance

Green Premium brings improved resource efficiency throughout an asset's lifecycle. This includes efficient use of energy and natural resources, along with the minimization of CO₂ emissions.

Cost of ownership optimization through... Circular Performance

We're helping our customers optimize the total cost of ownership of their assets. To do this, we provide IoT-enabled solutions, as well as upgrade, repair, retrofit, and remanufacture services.

Peace of mind through... Well-being Performance

Green Premium products are RoHS and REACH compliant. We're going beyond regulatory compliance with step-by-step substitution of certain materials and substances from our products.

Improved sales through... Differentiation

Green Premium delivers strong value propositions through third-party labels and services. By collaborating with third-party organizations we can support our customers in meeting their sustainability goals such as green building certifications.



TeSys

> Control > Protect > Power > Active

Innovative and connected solutions for motor starters

TeSys is an innovative motor control and management solution from the global market leader. TeSys offers connected, efficient products and solutions for switching and protection of motors and electrical loads in compliance with all major global electrical standards

NEW

TeSys Function Names

TeSys components are grouped by function name, for easier identification. These functions are related to motor, power, control and protection.

> TeSys Power:

Components for powering motors



> TeSys Control:

Components for controlling motors




> TeSys Protect:

Components for protecting motors



> TeSys Active:

Connected components for motor circuits





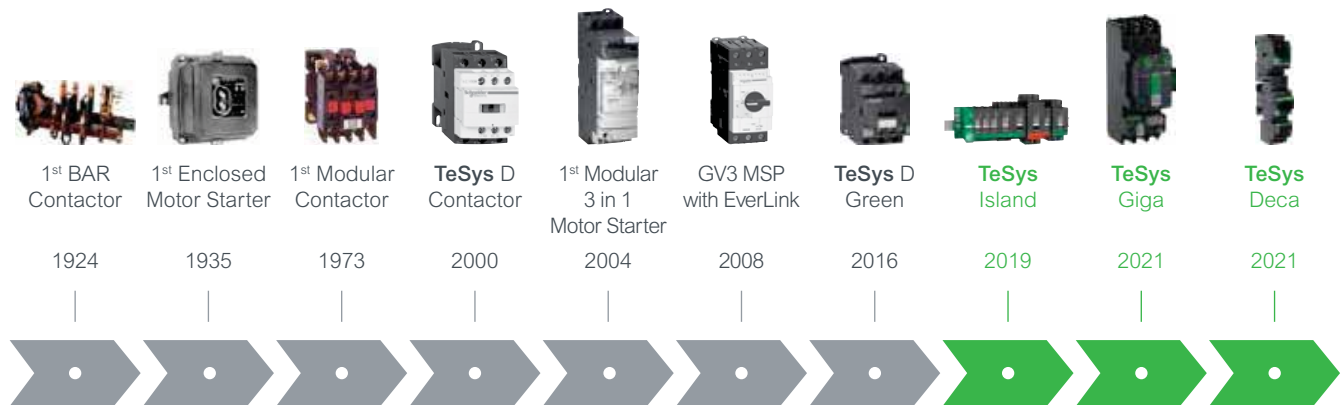
Start smart. Run smart. With TeSys motor controls.

Stay smart with the world's best-selling motor control solutions from the inventor of the world's first contactor - Schneider Electric™.

For almost a century, TeSys motor controls have driven the industry with innovations in motor protection, monitoring, and control.

It started with the introduction of the industry's first BAR contactor in 1924, and today, the legacy of innovation is built into every TeSys motor control device. Best-in-class safety and reliability, plug-and-play architecture, and flexible functionality mean TeSys motor control solutions can meet your requirements across a wide range of applications, from the most common to the most advanced.

Wherever you are and anywhere your projects come together, you can trust Schneider Electric and TeSys contactors, circuit breakers, relays, and switches for unmatched reliability, complete compatibility with international standards, and the robust support of the Schneider Electric global supply network. Start smart, run smart and stay smart with TeSys motor controls.



How do everlinks improve power connection reliability?



For more information on switching and motor management scan!

Superior safety for all industries

TeSys motor controls come with all of the isolation, protection and emergency handling you need to comply with international codes. High-contrast covers identify safety-critical devices to prevent inadvertent manual operation. Every **TeSys** contactor is both mechanically linked and equipped with mirror contacts for safety applications and wherever auxiliary contact state reliability is critical.



HVAC

Ensure 24/7 availability of your HVAC system with reliable products that can reach high ambient temperatures without derating.



Conveying

Decentralize the control cabinet of your conveyor line and benefit from up to 80% space reduction.



Genset

Make certain your generator starts even in the harshest conditions with our robust solutions.



Pumping

Optimize single or multi-drive boosters for industry or infrastructure with energy and cost-effective solutions.



Packaging

Keep pace with the most demanding, high-end packing applications with our solutions



Oil and Gas

Keep your employees and assets safe and improve uptime in onshore and offshore applications: pipeline operations: LNG and natural gas processing: and refining and petrochemical applications.



Water and Wastewater

Optimize the treatment and delivery of safer water by reducing energy usage and lowering operating costs.



Food and Beverage

Serve your customers with environmentally friendly products to improve sustainability, efficiency, and flexibility, allowing you to adapt to changing customer habits.

Online selection tool

EcoStruxure™ Motor Control Configurator

For Direct-On-Line and Star-Delta starters, motor circuit breakers with advanced protection, motor management relays, configurations for total coordination, drives, and soft starters.

No matter what kind of starting method you need, our online **EcoStruxure™ Motor Control Starter Configurator** will help you to quickly and easily select the optimal combination of components to ensure maximized motor safety, protection, and uptime.



Scan or click on the QR code



TeSys Range

NEW

TeSys Component Series Names

Series names are now grouped as per the current ratings

- Series names group conventional components (circuit breakers, contactors, relays, overcurrent relays) by current rating ranges.
 - 0 to 16 A > **TeSys K** Series
 - 9 to 150 A > **TeSys 'Deca'** Series
 - 185 to 800 A > **TeSys 'Giga'** Series.
- TeSys advanced components have a specific classification.
 - 0 to 38 A All-in-one starters > **TeSys 'Ultra'** Series
 - 0 to 80 A Motor Control/Protection/Monitoring system > **TeSys 'island'** Series.
- Other TeSys component names remain unchanged (TeSys F, TeSys B, TeSys T).

> TeSys K Series

The essential line for motors up to 7.5kW/16A direct on TeSys K series of Motor Starters



> TeSys Deca Series

The industrial standard for motors up to 75kW/150A direct on TeSys Deca series of Motor Starters



> TeSys Giga Series

For large motors up to 450kW/800A direct on TeSys Giga Series



> TeSys Ultra Series

The most compact totally coordinated solution for Motor Starters. For Direct On Line or Reversing Motor Control and Drive Protection upto 18.5kW/38 A on TeSys Ultra series



> TeSys Island Series

Digitally powered monitoring, control and protection of electrical motors up to 37kW/80 A on TeSys Island Series



TeSys Control

TeSys K

Control Relays - K Model (AC & DC Control)



- Conformance IEC, UL, CSA, CE Marking
- Inbuilt 4 auxiliary contacts
- 10A thermal rating
- Available with AC (50/60Hz Dual frequency), DC & DC low consumption coil options

No of Poles	AC Control Reference	Unit MRP [₹]	DC Control Reference ⁽⁴⁾	Unit MRP [₹]	DC low consumption Reference ^{(1) (2) (3)}	Unit MRP [₹]
2NO + 2NC	CA2KN22*	1595	CA3KN22**	2200	CA4KN22***	2730
3NO + 1NC	CA2KN31*		CA3KN31**		CA4KN31***	
4NO	CA2KN40*	CA4KN40***				

- (1) Compatible with PLC outputs
 (2) Wide range coil (0.7...1.25Uc), suppressor fitted as standard
 (3) 2 pole auxiliary contact block can be mounted additionally
 (4) Optional in-built surge suppressor available

Power Contactors - K Model (3 Pole AC & DC Control)



- Conformance to IEC, UL, CSA
- Current Rating : 6A to 16A, AC-3 duty
- 1NO or 1NC inbuilt auxiliary contact
- Available in 3P & 4P version
- Available with AC (50/60Hz Dual frequency), DC & DC low consumption⁽⁵⁾ coil options

[le] Rated Operational Current (A)	Motor Power (kW)	Auxiliary Contacts	AC Control Reference	Unit MRP [₹]	DC Control Reference ⁽⁵⁾	Unit MRP [₹]
6	3	1NC	LC1K0601*	1355	LP1K0601**	2095
		1NO	LC1K0610*		LP1K0610**	
9	5.5	1NC	LC1K0901*	1415	LP1K0901**	2280
		1NO	LC1K0910*		LP1K0910**	
12	7.5	1NC	LC1K1201*	1600	LP1K1201**	2645
		1NO	LC1K1210*		LP1K1210**	
16	10	1NC	LC1K1601*	1890	-	-
		1NO	LC1K1610*		-	-

(5) For low consumption offer, please contact regional sales office

Reversing Contactors - K Model



- Conformance to IEC, UL, CSA, CE
- Current Rating : 6A to 16A, AC-3 duty
- 1NO or 1NC inbuilt auxiliary contact
- Available in 3P & 4P version
- Available with AC(50/60Hz Dual frequency), DC & DC low consumption⁽⁶⁾ coil options

[le] Rated Operational Current (A)	Motor Power (kW)	Auxiliary Contacts	AC Control Reference	Unit MRP [₹]
6	3	1NC	LC2K0601*	4505
		1NO	LC2K0610*	
9	5.5	1NC	LC2K0901*	4810
		1NO	LC2K0910*	
12	7.5	1NC	LC2K1201*	4955
		1NO	LC2K1210*	
16	10	1NC	LC2K1601*	6665
		1NO	LC2K1610*	

* Reference to be completed by adding coil voltage code
 (6) For current rating and ref please contact Customer Care

Coil Voltage Code

Type	Voltage	24	48	72	110	220	415
AC*	CA2KN, LC1-K06 to K16, 50/60Hz	B7	-	-	F7	M7	N7
	LC2-K06 to K16, 50/60Hz	-	-	-	F7	M7	N7
DC**	CA3KN, LP1-K06 to K12	BD	-	-	FD	MD	-
DC low consumption***	CA4KN	BW3	EW3	SW3	-	-	-

Note: (1) For Non standard coil voltage (Except 110, 240 V AC and 24 V DC) prices please contact customer care.
 (2) Reference to be completed by adding coil voltage code and recommended to check availability with Customer Care team rating.

Please contact Customer Care Center for Stockable and Non stockable status of references.

NORMAL STOCK ITEMS

W.E.F. January 25th, 2022

TeSys Control

TeSys K

Accessories - K Model

Description	Mounting	Contacts	Reference	Unit MRP [₹]
Auxiliary contact block	Front	2NC	LA1KN02	660
		1NO + 1NC	LA1KN11 <input checked="" type="checkbox"/>	605
		2NO	LA1KN20	660
		4NC	LA1KN04	1025
		1NO + 3NC	LA1KN13	
		2NO + 2NC	LA1KN22 <input checked="" type="checkbox"/>	
		3NO + 1NC	LA1KN31	
		4NO	LA1KN40	

Description	Control Voltage	Range	Reference	Unit MRP [₹]
On Delay Electronic Timer	24..48V AC/DC	1..30S	LA2KT2E ⁽¹⁾	3350
	110..240V AC	1..30S	LA2KT2UA ⁽¹⁾	

Description	Coil Voltage	Reference	Unit MRP [₹]
Surge Suppressor - RC Circuit	220..250V AC	LA4KA1U*	1045
Surge Suppressor - Varistor	130..250V AC/DC	LA4KE1UG*	
Surge Suppressor - Varistor	50..129V AC/DC	LA4KE1FC*	

* Lot size 5

(1) Front mounted with common point changeover contact

Please contact Customer Care Center for Stockable and Non stockable status of references.

NORMAL STOCK ITEMS

W.E.F. January 25th, 2022

TeSys Control

TeSys Deca NEW

The next-generation TeSys Deca series motor starters offer a reliable and robust solution for a faster machine time-to-market. It has a new modern look & feel and is designed to meet the requirements of Electro domestic applications. Ease of operation and reliability is guaranteed with the new multi-standard screws. Digital customer experience is enhanced with a QR embedded from product to packaging.

TeSys Deca Control Contactors (AC & DC Control)



- Conformance to IEC, UL, CSA
- 5 inbuilt auxiliary contacts, in just 2 variants
- Available with AC (50/60Hz Dual frequency), DC & DC low consumption coil options
- High Operating ambient temperature upto 60 Deg C
- Inbuilt surge suppressor for DC & DC low consumption

No of Poles	AC Control Reference	Unit MRP [₹]	DC Control Reference ⁽²⁾	Unit MRP [₹]	DC low consumption Reference ^{(1) (2) (3)}	Unit MRP [₹]
3NO + 2NC	CAD32*	1700	CAD32**	2430	CAD32***	3040
5NO	CAD50*		CAD50**		CAD50***	

(1) Compatible with PLC outputs

(2) Wide range coil (0.7...1.25Uc), suppressor fitted as standard

(3) 2 pole auxiliary block can be mounted

TeSys Deca Power Contactors (3P AC & DC)



- Conformance to IEC, UL, CSA
- Current Rating : 9A to 150A
- Available with AC (50/60Hz Dual frequency), DC & DC low consumption coil options
- High Operating ambient temperature, no derating upto 60 Deg C
- Inbuilt 1NO + 1NC auxiliary contacts upto 150A
- High electrical and mechanical life
- Fuse-less Type 2 Co-ordination Charts available
- EverLink® terminal for 40, 50, 65 & 80A contactors
- Inbuilt surge suppressor in DC coil for 9-80A

[Ie] Rated Operational Current AC-1	AC-3 Duty			Auxiliary Contacts	AC Control Reference	Unit MRP [₹]	DC Control Reference ⁽¹⁾	Unit MRP [₹]
	kW	HP	A					
25	4	5.5	9	1NO + 1NC	LC1D09* <input checked="" type="checkbox"/>	1730	LC1D09** <input checked="" type="checkbox"/>	2715
	5.5	7.5	12	1NO + 1NC	LC1D12* <input checked="" type="checkbox"/>	1945	LC1D12** <input checked="" type="checkbox"/>	3055
32	9	12.5	18	1NO + 1NC	LC1D18* <input checked="" type="checkbox"/>	2255	LC1D18** <input checked="" type="checkbox"/>	3765
40	11	15	25	1NO + 1NC	LC1D25* <input checked="" type="checkbox"/>	2790	LC1D25** <input checked="" type="checkbox"/>	4760
	15	20	32	1NO + 1NC	LC1D32* <input checked="" type="checkbox"/>	5430	LC1D32** <input checked="" type="checkbox"/>	9700
50	18.5	25	38	1NO + 1NC	LC1D38* <input checked="" type="checkbox"/>	7830	LC1D38** <input checked="" type="checkbox"/>	11465
	22	30	40	1NO + 1NC	LC1D40A* <input checked="" type="checkbox"/>	8215	LC1D40A#	13735
80	25	35	50	1NO + 1NC	LC1D50A* <input checked="" type="checkbox"/>	10605	LC1D50A#	17230
80	37	50	65	1NO + 1NC	LC1D65A* <input checked="" type="checkbox"/>	14710	LC1D65A#	19540
80	37	50	80	1NO + 1NC	LC1D80A* <input checked="" type="checkbox"/>	18385	LC1D80A#	23720
	45	60	80	1NO + 1NC	LC1D80* <input checked="" type="checkbox"/>	22680	LC1D80**	26540
125	45	60	95	1NO + 1NC	LC1D95* <input checked="" type="checkbox"/>	23905	LC1D95**	29085
	59	80	115	1NO + 1NC	LC1D115* <input checked="" type="checkbox"/>	29420	LC1D115**	34375
250	80	110	150	1NO + 1NC	LC1D150* <input checked="" type="checkbox"/>	36775	LC1D150**	41250

* Reference to be completed by adding coil voltage code and recommended to check availability with Customer Care team

Please contact Customer Care Center for Stockable and Non stockable status of references.

NORMAL STOCK ITEMS

W.E.F. January 25th, 2022

TeSys Deca Power Contactors (3 Pole DC Low Consumption)

Now available upto 80A with the TeSys Deca Green Low Consumption offer

[Ie] Rated Operational Current AC-1	kW	Motor Power AC-3 HP	A	Auxiliary Contacts	Reference	Unit MRP [₹]
25	4	5.5	9	1NO + 1NC	LC1D09**** <input checked="" type="checkbox"/>	2980
	5.5	7.5	12	1NO + 1NC	LC1D12**** <input checked="" type="checkbox"/>	3335
32	9	12.5	18	1NO + 1NC	LC1D18**** <input checked="" type="checkbox"/>	5100
40	11	15	25	1NO + 1NC	LC1D25**** <input checked="" type="checkbox"/>	6215
50	15	20	32	1NO + 1NC	LC1D32**** <input checked="" type="checkbox"/>	10625

[Ie] Rated Operational Current AC-1	kW	Motor Power AC-3 HP	A	Auxiliary Contacts	Reference	Unit MRP [₹]
60	22	30	40	1NO + 1NC	LC1D40A#	13735
80	25	35	50	1NO + 1NC	LC1D50A#	17230
80	37	50	65	1NO + 1NC	LC1D65A#	19540
80	37	50	80	1NO + 1NC	LC1D80A#	23720

* Reference to be completed by adding coil voltage code and recommended to check availability with Customer Care team

TeSys Deca Power Contactors (4 Pole AC & DC Control)



- Conformance to IEC, UL, CSA
- Current Rating : 20A to 250A, AC-1 Rating
- Available with AC (50/60Hz Dual frequency), DC & DC low consumption (1) coil options
- High Operating ambient temperature, no derating upto 60 deg C

[Ie] Rated Operational Current AC-1	Poles Composition	AC Control Reference	Unit MRP [₹]	DC Control Reference	Unit MRP [₹]
20	4NO	-	-	LC1DT20**	3240
	2NO + 2NC	-	-	LC1D098**	3525
25	4NO	-	-	LC1DT25**	3885
	2NO + 2NC	-	-	LC1D128**	5075
32	4NO	-	-	LC1DT32**	4270
	2NO + 2NC	-	-	LC1D188**	5780
40	4NO	-	-	LC1DT40**	6700
	2NO + 2NC	-	-	LC1D258**	8830
60	4NO	-	-	LC1DT60A#	13410
	2NO + 2NC	-	-	LP1D40008**	17620

[Ie] Rated Operational Current AC-1	Poles Composition	AC Control Reference	Unit MRP [₹]	DC Control Reference	Unit MRP [₹]
80	4NO	-	-	LC1DT80A#	20000
	2NO + 2NC	-	-	LP1D65008**	23685
125	4NO	-	-	LP1D80004**	25655
	2NO + 2NC	-	-	LP1D80008**	29605
250	4NO	LC1D1150046*	32340	LC1D1150046**	35925

* Reference to be completed by adding coil voltage code and recommended to check availability with Customer Care team

Coil Voltage Code

Type	Voltage	24	48	72	110	220	415
AC*	CAD, LC1D09-D150 50/60 Hz	B7	-	-	F7	M7	N7
	LC1D1150046 50/60 Hz	-	-	-	F7	M7	N7
DC**	CAD, LC1D09-D38, LC1D80-D150	BD	-	-	FD	MD	-
	LC1DT20-DT40, LC1D098-D258, LP1D40-D80, LC1D115	BD	-	-	FD	MD	-
DC Low Consumption***	CAD	BL	-	-	FL	ML	-
	LC1D09-D32	BL	EL	SL	-	-	-

Type	Voltage	24V DC Low consumption	24-60V AC/DC	48-130V AC/DC	100-250V AC/DC
TeSys Deca Green#	LC1D40A-80A, LC1DT60A-DT80A	BBE	BNE	EHE	KUE

Note: Please contact Customer Care for 4 Pole AC coil contactor details
For Non standard coil voltage prices please contact customer care

(1) For current rating and ref please contact Customer Care

(2) Reference to be completed by adding coil voltage code and recommended to check availability with Customer Care team

Please contact Customer Care Center for Stockable and Non stockable status of references.

NORMAL STOCK ITEMS

W.E.F. January 25th, 2022



TeSys Deca Green

The Revolutionary Electronic Coil Contactor



80A AC3 offer
in 55mm frame



Complete range in 3 frame sizes:

09-12-18A

25-32-38A

40-50-65-80A

 -80%

Up to 80% less energy consumption than a traditional electromechanical motor starter

10X Reduction
in references

Only 3 references to cover the complete voltage range for AC and DC

 -35%

Highest currents in smallest size, e.g. 80A in 55mm instead of 84mm

PLC Compatible

Direct connection to a PLC without the need for an interposing relay

SEMIF47

High uptime thanks to wide band coil with high resistance to voltage surges/SEMIF47 conform



Scan to see TeSys Deca Green under voltage performance.

TeSys Deca Green Contactor (3 Pole AC/DC Universal Coil)



- Current Rating: 9-65A
- Universal AC/DC coil from 24 - 250V
- Special low consumption offer from 40-80A
- Fuseless Type 2 Co-ordination charts available

The Revolutionary Electronic Coil Contactor

[Ie] Rated Operational Current AC-1	AC-3 Duty (Long Life)			Auxiliary Contacts	Reference	Unit MRP [₹]
	kW	HP	A			
25	4	5.5	9	1NO + 1NC	LC1D09*	3540
	5.5	7.5	12	1NO + 1NC	LC1D12*	3670
32	9	12.5	18	1NO + 1NC	LC1D18*	4845
40	11	15	25	1NO + 1NC	LC1D25*	5780
50	15	20	32	1NO + 1NC	LC1D32*	11750
	18.5	25	38	1NO + 1NC	LC1D38*	12680
60	22	30	40	1NO + 1NC	LC1D40A*	13735
80	25	35	50	1NO + 1NC	LC1D50A*	17230
80	37	50	65	1NO + 1NC	LC1D65A*	19540
80	37	50	80	1NO + 1NC	LC1D80A*	23720

TeSys Deca Green Power Contactors (4 Pole AC & DC Control)

[Ie] Rated Operational Current AC-1	Poles Composition	Auxiliary Contacts	DC Control Reference	Unit MRP [₹]
60	4NO	1NO + 1NC	LC1DT60A*	13410
80	4NO	1NO + 1NC	LC1DT80A*	20000

Coil Voltage Code

Type	Voltage	24-60V AC/DC	48-130V AC/DC	100-250V AC/DC
AC/DC*	LC1D09 - D38, LC1D40A - 80A, LC1DT60A - 80A	BNE	EHE	KUE
24V DC Low Consumption*	LC1D40A - 80A, LC1DT60A - 80A	BBE (24V DC only)	-	-

* Reference to be completed by adding coil voltage code and recommended to check availability with Customer Care team



Check the features of
the TeSys Deca Green

Please contact Customer Care Center for Stockable and Non stockable status of references.

NORMAL STOCK ITEMS

W.E.F. January 25th, 2022

Description	For use with	Reference	Unit MRP [₹]
Power connection accessories			
Terminal block	For supply to one or more GV2 G busbar sets	GV1G09	2130
Set of 63A busbars for parallelling of contactors	2 contactors LC1D09...D18 or D25...D38	GV2G245	1865
	4 contactors LC1D09...D18 or D25...D38	GV2G445	2935
Set of 115A busbars for parallelling of contactors	2 contactors LC1D40A...D80A	GV3G264	3350
	3 contactors LC1D40A...D80A	GV3G364 ⁽¹⁾	1790
Set of S-shape busbars	For circuit breakers GV3P** & GV3L** and contactors LC1 D40A...D65A	GV3S	1340

**Not applicable for GV3P/GV3L 73A and 80A



GV2G245

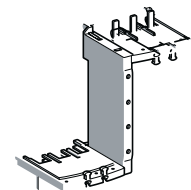


GV1G09

Description	For use with	Reference	Unit MRP [₹]
Mechanical interlock	LC1D09 to D38(1)	LAD9V2	745
	LC1D40A to D65A(1)	LAD4CM	1515
	LC1D80 and D95 (for AC control voltage)	LA9D4002	3315
	LC1D80 and D95 (for DC control voltage)(2)	LA9D8002	4935
	LC1D115 and D150(2)	LA9D11502	5005

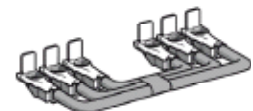
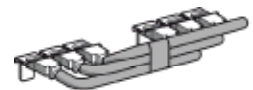
(1) With this set of busbars, any one contactor can be supplied directly by its EverLink® double cage power terminal block. The other two contactors are supplied by the busbar set. The 115A limitation is therefore applied to these two contactors.

(2) With electrical interlock



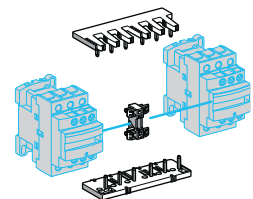
GV3S

Description	For use with	Reference	Unit MRP [₹]
Power Connection for Reversing			
Kit Comprising :			
1. A set of parallel bars	LC1D09 to D38	LAD9V5 + LAD9V6	1385
2. A set of reverser bars.	LC1D40A to D80A	LA9D65A69	3220
	LC1D80 and D95 (for AC control voltage)	LA9D8069	6890
	LC1D80 and D95 (for DC control voltage)	LA9D8069	6890
	LC1D115 and D150	LA9D11569	11460



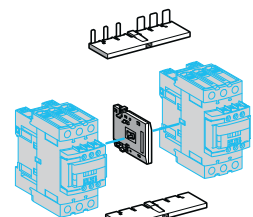
LA9 D8069

Description	For use with	Reference	Unit MRP [₹]
Reversing Kit			
Kit Comprising :			
1. A mechanical interlock LAD 9V2 with electrical interlocking LAD 9V1	LC1D09 to D38	LAD9R1V	1545
2. A set of power connections LAD 9V5 (parallel) and LAD 9V6 (reversing).			
Kit Comprising :			
1. A mechanical interlock LAD 9V2 without electrical interlocking	LC1D09 to D38	LAD9R1	1410
2. A set of power connections LAD 9V5 (parallel) and LAD 9V6 (reversing).			
Kit Comprising :			
1. A mechanical interlock LAD 4CM	LC1D40A to D80A	LAD9R3	3675
2. A set of power connections LA9 D65A69.			



LAD9R1

Description	For use with	Reference	Unit MRP [₹]
Star Delta Kit			
Time delay contact block LAD S2 (LC1D09...D80),	LC1D09 and D12	LAD91217	5810
Power circuit connections (LC1D09...D80),	LC1D18 to D32	LAD93217	7470
Hardware required for fixing the contactors onto the mounting plate (LC1D80)	LC1D40A and D50A	LAD9SD3	15100
	LC1D80	LA9D8017	16765



LAD9R3



LAD91217



LAD9SD3



LA9D8017

Please contact Customer Care Center for Stockable and Non stockable status of references.

NORMAL STOCK ITEMS

W.E.F. January 25th, 2022

Description	Time Delay Range	Timer Type	Reference	Unit MRP [₹]
On delay timer ^{(1) (2)}	15...30 s	on delay	LA4DT2U	5140
On delay timer ^{(1) (2)}	0.1...2 s	on delay	LA4DT0U	
On delay timer ^{(1) (2)}	25...500 s	on delay	LA4DT4U	5760
Relay interface module - 24V DC ^{(1) (2)}	-	-	LA4DFB	4735

(1) For LC1 D09...38A (3P, AC coils only) add mounting adaptor LAD4BB and for LC1 D40A...65A (3P, AC coils only), add mounting adaptor LAD4BB3.
 (2) For LC1D80...150 (3P), direct mounting, for 100-250V AC Coils only.

Description	For use with	Reference	Unit MRP [₹]
TeSys Deca Model Mechanical Latch Blocks			
Front, Clip-on	LC1D09...D38 (a or c) LC1DT20...DT40 (a or c) LC1D40A...D65A (3P a or c) LC1DT60A and DT80A (4P a or c)	LAD6K10*	6180
	LC1D80...D150 (3P a) LC1D80 and D115 (3 P c) LC1D80 (4 P a) LC1D80 and D115 (4 P a) LP1D80 and LC1D115 (4 P c)	LA6DK20*	6450

* Reference to be completed by adding coil voltage code and recommended to check availability with Customer Care team

Coil Voltage Code

VOLTAGE (AC/DC)	24	42/48	110/127	220/240	380/415
Code	B	E	F	M	Q

Spare Coils TeSys Deca Model

Product Compatibility	Reference
AC Coils	
CAD, LC1-D09...D38, DT20..40	LXD1*
LC1D40A, D50A, D65A & LC1DT60A, DT80A	LXD3*
D80 & D95 (3P & 4P)	LX1D6*
LC1-D115, D150	LX1D8*
DC Coils	
LC1-D80-D95	LX4D7**
LC1-D115, D150	LX4D8**

* Reference to be completed by adding coil voltage code and recommended to check availability with Customer Care team

Coil Voltage Code

Type	Voltage (V)	24	110	220	415
AC*	CAD, LC1-D09...D38, DT20..40, LC1 - D150, LC1D40A, D50A, D65A & LC1DT60A, DT80A, LC1D150 LC1D80, D95, D115	B7	F7	M7	N7

Please contact Customer Care Center for Stockable and Non stockable status of references.

NORMAL STOCK ITEMS

W.E.F. January 25th, 2022

Accessories

Description	For use With	Contacts	Reference	Unit MRP [₹]			
Add On Blocks							
Additional instantaneous auxiliary contact blocks	LC1D09 ...LC1D150 & LC1F*	Front Mounted	1NO + 1NC	LADN11	500		
			2NO	LADN20 <input checked="" type="checkbox"/>			
			2NC	LADN02	725		
			2NO + 2NC	LADN22 <input checked="" type="checkbox"/>			
			4NC	LADN04	900		
			4NO	LADN40 <input checked="" type="checkbox"/>			
			1NO + 3NC	LADN13	900		
			3NO + 1NC	LADN31 <input checked="" type="checkbox"/>			
			LC1D80..LC1D95 & LC1F	Front Mounted	1NO	LADN10	405
					1NC	LADN01	

Description		Contacts	Reference	Unit MRP [₹]
Add On Blocks				
Additional instantaneous auxiliary contact blocks	Side Mounted ⁽¹⁾	1NO + 1NC	LAD8N11	1740
		2NO	LAD8N20	
Pneumatic timer blocks front mounted	ON delay	1NO + 1NC 0.1..3s	LADT0	3595
		1NO + 1NC 0.1..30s	LADT2	
		1NO + 1NC 10..180s	LADT4	
	OFF delay	1NO + 1NC 1..30s (2)	LADS2 <input checked="" type="checkbox"/>	3835
		1NO + 1NC 0.1 ..3s	LADR0	
		1NO + 1NC 0.1 ..30s	LADR2 <input checked="" type="checkbox"/>	
		1NO + 1NC 10..180s	LADR4	3595

(1) Suitable for mounting on TeSys Deca range AC Coil Contactors and Control Relays only

(2) With Switching time of 40 ms between opening of the NC contact and closing of the NO contact recommended for Star - Delta Starters

Accessories compatibility

Contactors		Instantaneous Auxiliary Contacts					Time delay Front Mounted		
Type	Number of Poles and Size	Side mounted	Front mounted						
			1 contact	2 contact	4 contacts				
AC & AC/DC	3P	LC1D09...D38	1 on LH side	and	-	1	or 1	or 1	
		LC1D40A...D80A	1 on LH or 1 on RH side	and	-	1	or 1	or 1	
		LC1D80 and D95A (50/60 Hz)	1 on each side	or	2	and 1	or 1	or 1	
		LC1D80 and D95A (50 or 60 Hz)	1 on each side	and	2	and 2	or 1	or 1	
		LC1D115 and D150	1 on LH side	and	-	1	or 1	or 1	
	4P	LC1DT20...DT40	1 on LH side	and	-	1	or 1	or 1	
		LC1DT60A and DT80A	1 on LH or 1 on RH side	and	-	1	or 1	or 1	
		LC1D40008, D65008 and D80	1 on each side	or	1	or 1	or 1	or 1	
		LC1D115	1 on each side	and	1	or 1	or 1	or 1	
DC	3P	LC1D09...D38	-	-	1	or 1	or 1		
		LC1D40A...D80A	-	-	1	or 1	or 1		
		LC1D80 and D95	-	-	1	or 1	or 1		
		LC1D115 and D150	1 on LH side	and	-	1	or 1	or 1	
		LC1DT20...DT40	-	-	1	or 1	or 1		
	4P	LC1DT60A and DT80A	-	-	1	or 1	or 1		
		LC1D40008, D65008 and D80	-	-	2	and 1	or 1	or 1	
		LC1D115	1 on each side	-	-	and 1	or 1	or 1	
LC ⁽³⁾	3P	LC1D09...D38	-	-	1	-	-		
	3P	LC1DT20...DT40	-	-	1	-	-		

(3) LC : Low consumption

Please contact Customer Care Center for Stockable and Non stockable status of references.

NORMAL STOCK ITEMS

W.E.F. January 25th, 2022

Accessories

Description	For use with	Reference	Unit MRP [₹]
For Contactor D115/150			
Contacts set - 3P	LC1D115	LA5D1158031	20240
Contacts set - 3P	LC1D150	LA5D150803	20980
Contacts set - 4P	LC1D1150046	LA5D115804	27900

Product Compatibility	Fixing	Control Circuit Voltage	Suppressor Type	Reference	Unit MRP [₹]
Coil Suppressor Modules					
LC1D12...D25 (4P)	Screw	110...240V AC	RC Circuit AC	LA4DA1U	1585
LC1D12...D25 (4P)		12...250V DC	Diode DC	LA4DC1U	1775
LC1D09...D38, LC2D09...D38, LC1DT20...DT40, LC2DT20...DT40 (3P)		24...48V AC	Varistor AC/DC	LAD4VE	1535
		24...48V AC 400Hz	RC Circuit AC	LAD4RCE	
		50...127V AC 200Hz	RC Circuit AC	LAD4RCG	1390
		110...240V AC 100Hz	RC Circuit AC	LAD4RCU <input checked="" type="checkbox"/>	1535
CAD		110...250V AC	Varistor AC/DC	LAD4VU	
LC1D80, LC1D95, LC2D80, LC2D95 (3P) LC2D80 (4P), LC1D40008, LC1D65008		24...250V DC	Diode DC	LA4DC3U	1585
		110...250V AC	Varistor AC/DC	LA4DE2U	1515
		24...48V AC 400Hz	RC Circuit AC	LA4DA2E	
		50...127V AC 200Hz	RC Circuit AC	LA4DA2G	2390
		110...240V AC 100Hz	RC Circuit AC	LA4DA2U	1585
		380...415V AC 150Hz	RC Circuit AC	LA4DA2N	2390
		24...48V DC	Varistor AC/DC	LA4DE3E	1585

Please contact Customer Care Center for Stockable and Non stockable status of references.

NORMAL STOCK ITEMS

W.E.F. January 25th, 2022

TeSys Control

TeSys Deca NEW

Modular marking system simplifies identification of standard contactors in the control panel to enhance visibility of the safety chain

Simple, customisable modular marking system

Standard TeSys Deca contactors

Easy-to-attach covers:



Auxiliary blocks with safety chain identification also available for more contact points:

Standard TeSys Ultra motor starters

Translucent labels to identify safety-chain devices:



Flexibility to customise contactors included in the safety chain during panel building



Simpler and faster maintenance with 100% visibility



Safety covers and auxiliary blocks prevent screwdriver contact with poles

Complete safety-chain identification system

TeSys Deca range

Retrofit contactor safety covers



LAD9ET1S
9A upto 65A



LAD9ET3S
80A to 95A



LAD9ET4S
110A to 150A



LADN22S
2NO + 2NC

Also available for CAD32/CAD50

TeSys Ultra range

Retrofit identification label



LU9ET1S

Built in Safety

TeSys Ultra motor starters are certified according to IEC 60947-4-1 for safety applications thanks to integrated mirror contact

Description	For use with	Reference	Unit MRP [₹]
Red Cover (For safety chain indication)	LC1D09...D65A and DT20 .. DT80A	LAD9ET1S	715
Auxiliary Contact block with red front face- for safety chain indication	2NO + 2NC	LADN22S	1020

Please contact Customer Care Center for Stockable and Non stockable status of references.

NORMAL STOCK ITEMS

W.E.F. January 25th, 2022



New TeSys Giga Contactors and Relays Futuristic ready...

- **New generation** of high power contactors..115-800 A (AC-3)
- Advanced contact wear diagnostic for **predictive maintenance**
- **Modular design** for easy maintenance and short down times
- **Compact design** for less installation space consumption
- Less product references for **easier selection** and **reduced inventory**
- Right choice for a wide range of **demanding applications!!**



TeSys Control

TeSys Giga NEW

A comprehensive range of TeSys Giga Contactors that are available in 'Advanced' and 'Standard' versions, in 3 sizes, covering several ratings.
A common range of auxiliary contacts and accessories, enabling high flexibility and simplicity.

> TeSys Giga Contactors - Standard version



Power & control

- 3 or 4 power poles
- 115 to 800A⁽¹⁾ (AC-3)
- 200 to 1050A⁽¹⁾ (AC-1)
- Embedded 1 NO + 1 NC auxiliary contacts
- Push-in type terminals for coils & control

Remote control

- 48-130V, 100-250V AC/DC coils
- Wide voltage range coils (direct coil control)
- Embedded surge-suppressor

Diagnostic

- Embedded wear diagnostic
- Embedded control voltages diagnostic
- Self diagnosis function
- Local alarm signaling (LED)

Mounting

- 'Cabling memory' adapter enables maintenance without removing power cables and busbar connections. (Provided as an accessory in standard version)

> TeSys Giga Contactors - Advanced version



Power & control

- 3 or 4 power poles
- 115 to 800A⁽¹⁾ (AC-3)
- 200 to 1050A⁽¹⁾ (AC-1)
- Embedded 1 NO + 1 NC auxiliary contacts
- Push-in type terminals for coils & control

Remote control

- 24-48V, 48-130V, 200-500V AC/DC coils
- Low consumption coils
- Wide voltage range coils (direct coil control)
- Digital control input (PLC output digital coil control)
- Embedded surge suppressor

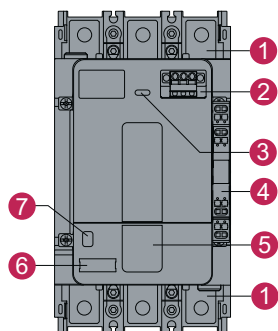
Diagnostic

- Embedded wear diagnostic
- Embedded control voltages diagnostic
- Self diagnosis function
- Local alarm signaling (LED)
- Remote wear diagnostic signaling kit (accessory)

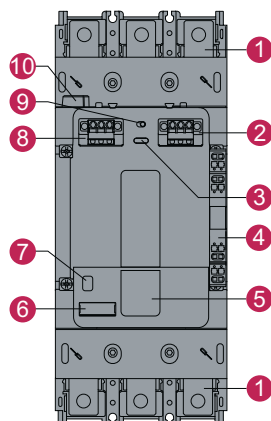
Mounting

- 'Cabling memory' adapter enables maintenance without removing power cables and busbar connections. (Provided as default in advanced version)

(1) 630A and 800A (AC-3) and 1050A (AC-1) contactors shall be launched in Q2 2022.



Standard (*N) version



Advanced (*A) version

- 1 Power connection (cable memory kit provided with Advanced version contactor)
- 2 A1-A2 coil terminal
- 3 Contact wear diagnosis LED
- 4 1 NO + 1 NC auxiliary contact
- 5 QR code
- 6 Label holder
- 7 Status indicator
- 8 PLC control terminal
- 9 PLC control ON/OFF switch
- 10 Connector for Remote Wear Diagnostic (RWD) module

*Product references finishing by A or N.

TeSys Giga Power Contactors (3 Pole AC and DC)



Future ready:

Continuous local and remote monitoring of contact wear optimizes the predictive maintenance by allowing you to replace contacts only when necessary, facilitated by diagnostic visual indicator.

- Current Rating: 115-800⁽¹⁾ A AC3 rating; and AC1 upto 1050⁽¹⁾ A
- Universal AC/DC electronic wideband coil
- Fuseless Type 2 Co-ordination charts as per IEC60947-4-1 available
- Conformity to International Standards – IEC, UL, CSA, CE

[le] Rated Operational Current AC-1	Motor Power (Long Life) AC-3			Standard version Reference	Unit MRP [₹]	Advanced version Reference	Unit MRP [₹]
	kW	HP	A				
250	59	80	115	LC1G115***N	28000	LC1G115***A	On Request
275	80	110	150	LC1G150***N	35700	LC1G150***A	
305	100	135	185	LC1G185***N	44245	LC1G185***A	
330	110	150	225	LC1G225***N	47610	LC1G225***A	
385	140	190	265	LC1G265***N	57970	LC1G265***A	
440	180	245	330	LC1G330***N	70105	LC1G330***A	
550	220	300	400	LC1G400***N	84730	LC1G400***A	
700	280	380	500	LC1G500***N	117540	LC1G500***A	

(1) 630A and 800A (AC-3) and 1050A (AC-1) contactors shall be launched in Q2 2022.

TeSys Giga Power Contactors (4 Pole AC and DC)

[le] Rated Operational Current AC-1	Power Pole Composition	Standard version Reference	Unit MRP [₹]	Advanced version Reference	Unit MRP [₹]
275	4 NO	LC1G1504***N	52610	LC1G1504***A	
305	4 NO	LC1G1854***N	65735	LC1G1854***A	
330	4 NO	LC1G2254***N	77215	LC1G2254***A	
385	4 NO	LC1G2654***N	86335	LC1G2654***A	
440	4 NO	LC1G3304***N	100470	LC1G3304***A	
550	4 NO	LC1G4004***N	124870	LC1G4004***A	
700	4 NO	LC1G5004***N	184010	LC1G5004***A	

Standard Coil Reference(***N)	Voltages (AC/DC)
EHEN	48-130
KUEN	100-250
Standard Coil Reference(***A)	Voltages (AC/DC)
LSEA ⁽¹⁾	200-500
BEEA ^{(1) (2)}	24-48

1: Advanced version (Price on request)

2: Available upto 500 A

Contactors prices are for the standard version (100-250 V AC/DC) and inclusive of coil.

Reference to be completed by adding coil voltage code and recommended to check availability with Customer Care team.

Accessories - TeSys Giga

Add On Blocks	Push In Type Terminal	Position	Contacts	Reference	Unit MRP [₹]
Auxiliary contact module	1st left or 1st right	Side Mounted ⁽¹⁾	1 NO+1NC	LAG8N113P	1245
		Side Mounted	2 NO	LAG8N203P	1616
	2nd left or right	Side Mounted	1 NO+1NC	LAG8N113	1245
		Side Mounted	2 NO	LAG8N203	1616

(1) Always supplied with TeSys Giga LC1G contactors, fitted to the right side lateral face.

Mechanical interlock between contactors ⁽¹⁾	Reference	Unit MRP [₹]
For Use With Contactor		
Between Identical contactor frames	LA9G970	2273
Between LC1G(265-500) and LC1G(185-225)	LA9G971	2273
LC1G630 to LC1G800 and LC1G265 to LC1G500	LA9G972	on request*

(1) Maximum 3 auxiliary contacts can be installed between 2 contactors with mechanical interlock kit.

* to be launched in Q2 2022



EcoStruxure™ Motor Control Configuration



Product Selector for TeSys Giga



EcoStruxure™ Motor Management Design

Please contact Customer Care Center for Stockable and Non stockable status of references.

NORMAL STOCK ITEMS

W.E.F. January 25th, 2022

TeSys Control

TeSys F

TeSys F Power Contactors (3 Pole AC/DC Control)



- Conformity to International Standards – IEC, UL, CSA, CE
- High electrical life
- Type 2 Co-ordination Charts available (upon request)
- Common accessories as TeSys Deca
- Rating : 115 - 2600A, AC/DC Coils, special Hoisting application coils
- Shock Proof version and Magnetic latching contactor available

[Ie] Rated Operational Current AC-1	Motor Power (Long Life) AC-3			Reference	Unit MRP [₹]
	kW	HP	A		
200	59	80	115	LC1F115	On Request
250	80	110	150	LC1F150	
275	100	135	185	LC1F185	
315	110	150	225	LC1F225	
350	140	190	265	LC1F265	
400	180	245	330	LC1F330	
500	220	300	400	LC1F400	
700	280	380	500	LC1F500	
1000	375	500	630	LC1F630	
1000	450	610	800	LC1F800	
1250	630	840	1000	LC1F1000	

Note:

- Contactor reference does not include coil. Contactor coil & aux. contacts to be ordered separately.(Coil includes 1NO contact)
- Please select coils from table on next page (Page-30).

TeSys F Power Contactors (2 Pole & 4 Pole AC/DC Control)



- Conformity to International Standards – IEC, UL, CSA
- 2 and 4 pole versions available
- 240-1600A in AC-1 duty, AC/DC coils
- Common accessories same as TeSys Deca
- High electrical life

[Ie] Rated Operational Current AC-1	Power Pole Composition	Reference	Unit MRP [₹]
200	4NO	LC1F1154	On Request
250	4NO	LC1F1504	
275	4NO	LC1F1854	
315	4NO	LC1F2254	
350	4NO	LC1F2654	
400	4NO	LC1F3304	
500	2NO	LC1F4002	
500	4NO	LC1F4004	
700	2NO	LC1F5002	
700	4NO	LC1F5004	
1000	2NO	LC1F6302	
1000	4NO	LC1F6304	
1600	4NO	LC1F7804	

Note:

- Contactor reference does not include coil. Contactor coil & aux. contacts to be ordered separately.(Coil includes 1NO contact)
- Power terminals may be protected by the addition of shrouds, to be ordered separately.

3P AC/DC control for AC-1 applications

[Ie] Rated Operational Current AC-1	Reference	Unit MRP [₹]
1250	LC1F1250	On Request
1700	LC1F1700	
2100	LC1F2100 ⁽¹⁾	
2600	LC1F2600 ⁽²⁾	

(1) With set of right-angled connectors LA9 F2100

(2) With set of right-angled connectors LA9 F2600

It is recommended to check with Customer care team for selection, recommendation and availability of stockable and non stockable references

NORMAL STOCK ITEMS

W.E.F. January 25th, 2022

TeSys Control

TeSys F

TeSys F Coils

Product Compatibility	AC Coil Reference	Unit MRP [₹]	DC Coil Reference ⁽²⁾	Unit MRP [₹]
LC1F115, LC1F150	LX9FF*	On Request	LX4FF**	On Request
LC1F185, LC1F225	LX9FG*		LX4FG**	
LC1F265, LC1F330	LX1FH*		LX4FH**	
LC1F400	LX1FJ*		LX4FJ**	
LC1F500	LX1FK*		LX4FK**	
LC1F630	LX1FL*		LX4FL**	
LC1F800	⁽¹⁾		LX4F8**	
LC1F1000, LC1F1700, LC1F2100	LX1FK ⁽³⁾			
LC1F2600	LX1FL ⁽³⁾			

Please replace (*) with the Corresponding Control Voltage.

- (1) Use rectifier with required DC coil (Ref: DR5TE4U)
 (2) Coil with suppressor fitted as standard.
 (3) Set of two coils to be connected in series.
 (4) It is recommended to check availability with Customer Care team.

Coil Voltage Code

Type	Voltage (V)	24	110	220	415
AC*	LC1F115-F225, LC1F400-630	-	110	220	415
	LC1F265, LC1F330	-	1102	2202	3802
	LC1F1000	-	55	110	220
	LC1F1700, 2100, 2600	-	65	110	220
DC**	LC1F115-LC1F330	24	110	220	-
	LC1F400-LC1F780	-	110	220	
	LC1F800	-	FW	MW	

Note: (1) It is recommended to check availability with Customer Care team

Accessories - TeSys Deca and TeSys F

Description	For use With	Position	Contacts	Reference	Unit MRP [₹]
Add On Blocks					
Additional instantaneous auxiliary contact blocks	LC1D09...LC1D150 & LC1F*	Front Mounted	1NO + 1NC	LADN11	500
			2NO	LADN20	
			2NC	LADN02	725
			2NO + 2NC	LADN22	900
			4NC	LADN04	1205
			4NO	LADN40	
	LC1D80...LC1D95* & LC1F		1NO + 3NC	LADN13	900
			3NO + 1NC	LADN31	
			1NO	LADN10*	405
			1NC	LADN01*	

It is recommended to check with Customer care team for selection, recommendation ,and availability of stockable and non stockable references

NORMAL STOCK ITEMS

W.E.F. January 25th, 2022

TeSys Control

TeSys F

Accessories - TeSys Deca and TeSys F

Description	Contacts	Reference	Unit MRP [₹]	
Add On Blocks				
Additional instantaneous auxiliary contact blocks	Side Mounted ⁽¹⁾	1NO + 1NC	LAD8N11	
		2NO	LAD8N20	
Pneumatic timer blocks front mounted	ON delay	1NO + 1NC 0.1..3s	LADT0	
		1NO + 1NC 0.1..30s	LADT2	
		1NO + 1NC 10..180s	LADT4	
	OFF delay	1NO + 1NC 1..30s (2)	LADS2 <input checked="" type="checkbox"/>	3835
		1NO + 1NC 0.1 ..3s	LADR0	3595
		1NO + 1NC 0.1 ..30s	LADR2 <input checked="" type="checkbox"/>	
		1NO + 1NC 10 ..180s	LADR4	

(1) Suitable for mounting on D Model range AC Coil Contactors and Control Relays only

(2) With Switching time of 40 ms between opening of the NC contact and closing of the NO contact recommended for Star - Delta Starters

* Suitable for 80A, 95A & Model F contactors only

For Use With TeSys F Contactors	Reference	Unit MRP [₹]
Mechanical Interlocks ⁽¹⁾ - Horizontally Mounted		
LC1F115, LC1F150, LC1F1154, LC1F1504	LA9FF970	On Request
LC1F185, LC1F1854, LC1F225, LC1F2254	LA9FG970	
LC1F265, LC1F330, LC1F400, LC1F500, LC1F2654, LC1F3304, LC1F4004, LC1F5004	LA9FJ970	
LC1F630, LC1F6304, LC1F800	LA9FL970	

(1) For assembly of 3/4 pole 2 contactors of identical rating. To obtain electrical interlocking, please order 2 contact blocks LADN11

All power connections are to be made by the user.

Main Contact Sets*	Reference	Unit MRP [₹]
LC1F115, LC1F150	LA5FF431 <input checked="" type="checkbox"/>	On Request
LC1F185, LC1F225	LA5FG431	
LC1F265	LA5FH431	
LC1F330, LC1F400	LA5F400803	
LC1F500	LA5F500803	
LC1F630	LA5F630803	
LC1F800	LA5F800803	

* For 3 Pole contactor (per pole: 2 fixed contacts and 1 moving contact, 2 deflectors, 1 backplate, fixing screws & washers.)

Description	For use with	110V Reference	220V Reference	Unit MRP [₹]
Suppressor Blocks				
Suppressor module clip on	All AC ratings	LA4FRCF	LA4FRCP	On Request
Suppressor bracket	For all LA4F	LA9D09981		

Product Compatibility	110V Reference	220/230V Reference	415/440V Reference	Unit MRP [₹]
Hoisting Applications - AC Coils				
LC1F265	LX9FH1102	LX9FH2202	-	On Request
LC1F330				
LC1F400	LX9FJ925	LX9FJ931	LX9FJ937	
LC1F500	LX9FK925	LX9FK931	LX9FK937	
LC1F630	LX9FL924	LX9FL931	LX9FL936	

Note: Rectifier is a must with the coil. Ref no. DR5TE4U for 110..230V & DR5TE4S* for 415..440V, needs to be added extra with coil.

Product Compatibility	48V Reference	110V Reference	220/230V Reference	415/440V Reference	Unit MRP [₹]
Hoisting Applications - DC Coils					
LC1F400	LX9FJ918	LX9FJ926	LX9FJ932	LX9FJ938	On Request
LC1F500	LX9FK918	LX9FK926	LX9FK932	LX9FK938	
LC1F630	LX9FL918	LX9FL926	LX9FL931	LX9FL937	

Note:

- Resistor is a must with every coil as per the quantity mentioned.
- Economy Resistor to be selected from below table as per coil voltage code

Contactors	110V Reference	220V Reference	440/460V Reference	Unit MRP [₹]
Economy Resistor				
	• To be used with hoisting application DC coil			
LC1F400	1 X DR2SC0047	1 X DR2SC1200	1 X DR2SC4700	On Request
LC1F500	1 X DR2SC0039	1 X DR2SC1000	1 X DR2SC3300	
LC1F630	2 X DR2SC0047	2 X DR2SC0047	2 X DR2SC3900	

It is recommended to check with Customer care team for selection, recommendation ,and availability of stockable and non stockable references

NORMAL STOCK ITEMS

W.E.F. January 25th, 2022

TeSys Special Purpose Contactor

Capacitor Duty Contactor



Nominal Reactive Power 440V	Auxiliary Contacts	Reference	Unit MRP [₹]
LC1-D•K - with Damping Resistors & Block of Early Make poles			
12.5 kVar	1NO + 2NC	LC1DFK*	4850
16.7 kVar	1NO + 2NC	LC1D GK*	6815
20 kVar	1NO + 2NC	LC1DLK*	7655
25 kVar	1NO + 2NC	LC1DMK*	8395
32 kVar	1NO + 2NC	LC1DPK*	18290
40 kVar	1NO + 2NC	LC1DTK*	25195
60 kVar	1NO + 2NC	LC1DWK12*	28365

Contactor recommended upto 6 steps. For over 6 steps it is recommended to use chokes

* Reference to be completed by adding coil voltage code

Coil Voltage Code

VOLTAGE	110	220
LC1DFK....DWK, 50/60Hz	F7	M7

Note:

- (1) For non standard coil voltage (including F7) prices please consult customer care.
- (2) It is recommended to check availability with Customer Care team.



Instruction Manual
Video for Capacitor
Duty Contactors



Guide for the Design
and Production of LV
Power Factor
Correction Cubicles

For complete information on selection of capacitor switching please refer to the TeSys catalogue

It is recommended to check with Customer care team for selection, recommendation ,and availability of stockable and non stockable references

NORMAL STOCK ITEMS

W.E.F. January 25th, 2022

TeSys H - Ultra Compact Hybrid Motor Starters

The most compact 3 KW / 400 V starter in the world



Up to 75 % of space reduction

- Ultra-compact 22.5 mm starter
- Reversing starter in the same width
- Maximum space savings for group starter architecture

Long electrical durability

- Suitable for high demanding application
- 30 000 000 of AC53a electrical cycles

> With printed QR code, referring directly to the product data sheet.

Easy Design

- Wide range setting motor protection
- Automatic, manual or remote reset after thermal trip
- Wide range of control voltage

Easy to integrate

- Direct mounting installation on DIN rail
- Control terminals on the upper side
- Power terminal on the lower side

It is recommended to check with Customer care team for selection, recommendation ,and availability of stockable and non stockable references









NORMAL STOCK ITEMS

W.E.F. January 25th, 2022

TeSys Protection Range

TeSys has the most rugged and reliable solution to manage motors

Please find a quick range overview below

	TeSys Power		TeSys Protect				TeSys Active		
Feature	Motor Protection Circuit Breakers		Overload Relays		Multi function Relays		TeSys Ultra	TeSys T	TeSys Island
TeSys Range of Products	GV2P, GV4P GV3P, GV2ME	GV4PEM	LR2K, LRD, LR9D, LR9F	LR9G	EOCR				
									
Short circuit									
Causes of overheating									
Slight overload									
Locked rotor									
Ventilation fault With probes							With Probes	With Probes	
Abnormal temperature rise								With Probes	
Shaft bearing seizure									
Insulation fault						With CBCT			
Long starting time Adjustable Adjustable		Adjustable				Adjustable	Adjustable	Adjustable	
Heavy duty			LR9D only						
Voltage variation (Derived)									
Causes of phase variation									
Phase reversal									
Phase losses									
Phase imbalance									
Earth fault	GV4P only								
Historic fault, Pre-Alarming					Possible Pre alarm				

Protection Relays for Motor Safety

Providing Motor Safety
tailored to your needs



TeSys Protect

TeSys K, TeSys Deca, TeSys F, TeSys Giga

Thermal Overload Relays - TeSys K Series (Direct Mounting)



- Conformance to IEC, UL, CSA, CE
- Range : 0.1A to 16A
- Direct & Independent mounting
- Trip class 10A

Thermal Protection Adjustment	For Use With	For Use With	Unit MRP [₹]
0.11...0.16		LR2K0301	2340
0.16...0.23		LR2K0302	
0.23...0.36		LR2K0303	
0.36...0.54		LR2K0304	
0.54...0.8		LR2K0305	
0.8...1.2		LR2K0306	
1.2...1.8	LC1K, LP1K, LP4K, LP2K, LC2K	LR2K0307	
1.8...2.6		LR2K0308	
2.6...3.7		LR2K0310	
3.7...5.5		LR2K0312	
5.5...8		LR2K0314	
8...11.5		LR2K0316	
10...14		LR2K0321	
12...16		LR2K0322	

*Note: Terminal Block for Clip-on Mounting LA7K0064

Thermal Overload Relays - TeSys Deca Series



- Conformance to IEC, UL, CSA
- Range : 0.1A to 104A
- Higher operating temperature
- Tripping class 10A & 20 available
- Direct mounting on contactor is possible upto 95A

Thermal Protection Adjustment Range	For Use With	Reference*	Unit MRP [₹]
LRD Model (Direct Mounting)			
0.1...0.16		LRD01	2350
0.16...0.25		LRD02	
0.25...0.4		LRD03	
0.4...0.63		LRD04	
0.63...1		LRD05 <input checked="" type="checkbox"/>	
1...1.6	GV2L03, LE03, LC1D09...LC1D38	LRD06 <input checked="" type="checkbox"/>	
1.6...2.5		LRD07 <input checked="" type="checkbox"/>	
2.5...4		LRD08 <input checked="" type="checkbox"/>	
4...6		LRD10 <input checked="" type="checkbox"/>	
5.5...8		LRD12 <input checked="" type="checkbox"/>	
7...10		LRD14 <input checked="" type="checkbox"/>	
9...13		LRD16 <input checked="" type="checkbox"/>	
12...18		LRD21 <input checked="" type="checkbox"/>	
16...24	GV2L22, LC1D25...D38	LRD22 <input checked="" type="checkbox"/>	
23...32	LC1D25...LC1D38, LC1D32	LRD32 <input checked="" type="checkbox"/>	4370
30...38	LC1D32, LC1D38	LRD35	
23...32	LC1D40A...D65a	LRD332	4840
30...40	LC1D80...LC1D95	LRD3353	
30...40	LC1D40A...D65a	LRD340	
30...40	LC1D80...LC1D95	LRD3355	
37...50	LC1D40A...D65a	LRD350 <input checked="" type="checkbox"/>	6635
	LC1D80...LC1D95	LRD3357	7935
48...65	LC1D40A...D65a	LRD365	8515
62...80	LC1D80A	LRD380	8880
48...65	LC1D80...LC1D95	LRD3359	8515
63...80	LC1D80...LC1D95	LRD3363	9240
80...104	LC1D80, LC1D95	LRD3365	11405

Electronic Overload Relay - TeSys Deca Series



- Conformance to IEC, UL, CSA
- Range : 0.1A to 32A
- 5:1 Adjustment range
- High Operating Temperature
- Field selectable tripping class : 5,10, 20 & 30
- Type 1 & Type 2 Co-ordination chart available

Current Range	For Use With	Reference*	Unit MRP [₹]
0.1...0.5		LR9D01	10680
0.4...2.0	LC1D09 - 38A Direct Mounting	LR9D02	10965
1.6...8.0		LR9D08	
6.4...32		LR9D32	12265

*Note: For LR9D01 to LR9D32 - Terminal Block for Clip on Mounting LAD7B205.

Electronic Overload Relay - TeSys F Series



- Conformity to International Standards - IEC, UL, CSA
- Direct mounting on contactors is possible upto 630A
- Higher operating temperature
- Tripping class 10

Thermal Protection Adjustment Range	Reference*	Unit MRP [₹]
LRD Model (Direct Mounting)		
90...150	LR9F5369 <input checked="" type="checkbox"/>	On Request
132...220	LR9F5371	
200...330	LR9F7375	
300...500	LR9F7379	
380...630	LR9F7381	

Electronic Overload Relay - TeSys Giga Series NEW



- Wide range of protection with only 4 references (28A to 630A)
- Switchable protection against ground fault and phase imbalance
- ON status and overload alarm signaling by LED
- Direct mounting of relay with contactors saving in panel space and installation time
- Selectable Trip class from 5E to class 30E to suit different application needs

Thermal Protection Adjustment Range	Reference	Unit MRP [₹]
28...115 A	LR9G115	18000
57...225 A	LR9G225	21000
125...500 A	LR9G500	24700
160...630 A	LR9G630*	on request

*To be launched in Q2 2022

*Note:

- For LRD01...LRD35 - Terminal Block for clip-on Mounting LAD7B106
- For LRD33** - Terminal Block for clip-on Mounting LA7D3064
- For LRD332, LRD340, LRD350 & LRD365 - Connection block for separate mounting LAD96560
- The LRD relays can be used for AC or DC current up to 104A
- For long starting, Class 20 relays are available on request.
- Device for remote tripping and electrical reset is available on request.

Please contact Customer Care Center for Stockable and Non stockable status of references.

NORMAL STOCK ITEMS

W.E.F. January 25th, 2022

Advanced Motor Protection

High performance protection
for your application



EOLR Electronic Overload Relay

- Precise Overload Protection
- Wide operating Range 5:1
- Higher Operating Temperature
- Selectable Trip Class



EOCR Electronic Over Current Relay

- Compact and Robust
- Advanced current protections
- Suitable for 1-phase and 3-phase applications
- Suitable for motors upto 400A
- Pass-through CT for electrical isolation

TeSys Protect

EOLR, EOCR

EOLR

Electronic Overload Relay

- Conformance to IEC, UL, CSA
- Range : 0.1A to 630A
- High Operating Temperature
- Field selectable tripping class : 5,10, 20 & 30
- Type 1 & Type 2 Co-ordination chart available

Current Range	For Use With	Reference*	Unit MRP [₹]
LR9-D Electronic Protection Relays			
0.1...0.5		LR9D01	10680
0.4...2.0	LC1D09 - 38A Direct Mounting	LR9D02	10965
1.6...8.0		LR9D08	
6.4...32		LR9D32	12265
LR9-G Electronic Protection Relays			
28...115		LR9G115	18000
57...225	LC1G115 - 630A Direct Mounting	LR9G225	21000
125...500		LR9G500	24700
160...630		LR9G630	On Request

Note: For LR9D01 to LR9D32 - Terminal Block for Clip on Mounting LAD7B205.

Analog EOCR

- Compact
- Protection against over current/phase loss/locked rotor (phase loss/locked rotor operates by over current)
- Manual (instant)/electrical reset
- NVR (No Volt Release) function / Fail Safe
- Suitable for single-phase / 3-phase motors
- LED (operation display and active current display)

EOCR SS

- Without Display



EOCR SS			
Current Range	Control Voltage	Reference	Unit MRP [₹]
0.5-6	24-240V AC/DC	EOCRSS-05S	6105
3-30	24-240V AC/DC	EOCRSS-30S	
5-60	24-240V AC/DC	EOCRSS-60S	

Note: 2 SPST output contacts

To order an EOCR-SS:

E O C R S S - 0 5 S

1 2

1	Current Setting Range	5	0.5-6A	For 60A or higher, combine 05 Type and an external CT (secondary 5A) for use
		30	3.0-30A	
		60	5.0-60A	
2	Operating Power Supply	S	24-240V AC/DC	
		W	380-440V AC	

Note: For a CT combination type, please write an accessory code from the CT Order Codes separately.

Protection Relay Selection Table

Features/product	EOLR	EOCR		
	LR9D/LR9G	SS/SSD	3DM2/FDM2	3MZ2/FMZ2/3BZ2/FBZ2
Precise Overload Protection (Inverse Time)				
Over Current Protection (Definite Time)				
Selectable Trip Clas 5-30				
Current Unbalance Protection	LR9G Only			
Locked Rotor, Phase Loss		*		
Under current Protection				
Ground Current Protection	LR9G Only			
Current Measurement	3CT	2CT	3CT	3CT
Current Display		#		
Direct Mounting on Contactor	\$			
Fault History				
Configurable protection functions				

* - over current based protection

- with SSD

\$ - upto 38 Amps

Possible solution

Ideal solution

EOCR SSD

- With Display (Operating Current & Trip Cause)



EOCR SSD			
Current Range	Control Voltage	Reference	Unit MRP [₹]
0.5-6	24-240V AC/DC	EOCRSSD-05S	9130
3-30	24-240V AC/DC	EOCRSSD-30S	
5-60	24-240V AC/DC	EOCRSSD-60S	

Note: 2 SPST output contacts

To order an EOCR-SS:

E O C R S S D - 0 5 S

1 2

1	Current Setting Range	5	0.5-6A	For 60A or higher, combine 05Type and an external CT (secondary 5A) for use
		30	3.0-30A	
		60	5.0-60A	
2	Operating Power Supply	S	24-240V AC/DC	
		W	380-440V AC	

Note: For a CT combination type, please write an accessory code from the CT Order Codes separately.

Please contact Customer Care Center for Stockable and Non stockable status of references.

NORMAL STOCK ITEMS

W.E.F. January 25th, 2022

TeSys Protect EOCR

NEW Digital EOCR



Selection Table for Digital EOCR

3 D M 2 - W R D U W Z

1 2 3 4 5 6

1	Digital Electronic Over-current Relay	3DM2/ FDM2	Without Ground Fault Protection
		3MZ2/ FMZ2	With Ground Fault Protection with External ZCT
		3BZ2/ FBZ2	With Ground Fault Protection inbuilt ZCT
	Built-in display	3●●2	Flush mounting display F●●2
2	Standard	WR	0.5...80A
3	Relay Output	D	b (95-96), a(97-98), a(07-08) 3DM2, FDM2
		A	a(97-98): OL, a(57-58): GF
		C	b(95-96), a(97-98): OL/GF
		D	b(95-96) : OL, a(57-58): GF*
4	Control Power	B	AC/DC 24V
		U	AC/DC 100~240V
5	Wiring Method	W	Window-hole type*
		H	Bottom-hole type
6	Version	Z	New version

* Not Possible with 3BZ2/FBZ2

EOCR Accessories

ZCT - Ground Fault Protection			
	Reference	Description	Unit MRP [₹]
	ZCT-035-Z	ZCT EP 35 mm	6130
	ZCT-080-Z	ZCT EP 80 mm	8295
	ZCT-120-Z	ZCT EP 120 mm	13650

Display Cable for FDM2/FMZ2/FBZ2			
	Reference	Description	Unit MRP [₹]
	CABLE-RJ45-001Q	CABLE 1M	2230

- Micro-controller unit based
- Real time processing / High precision
- Protections : Over current, Under current, Phase loss, Phase reversal, Stall, Jam, Current Imbalance, Earth fault (3MZ2/FMZ2/3BZ2/FBZ2)
- Current Rating - 0.5 to 400A
- Bar graph indication of a load current to the current setting.
- Ancillary functions : Fail safe, Accumulated running hour, 3 faults records & limitation of auto-restart.
- Individual phase I-THD monitoring
- Suitable low Frequency Operation
- Communication capable RS485 (Optional)

Digital EOCR				
Current Range	Control Voltage	Reference	Description	Unit MRP [₹]
0.5-80A	100-240V AC/DC	3DM2-WRDUWZ		19265
		3DM2-WRDUHZ	Without ground - fault protection	20835
		FDM2-WRDUWZ		
		FDM2-WRDUHZ		
		3MZ2-WRAUWZ		19525
		3MZ2-WRAUHZ		
		3MZ2-WRCUWZ		
		3MZ2-WRCUHZ		
		3MZ2-WRDUWZ		
		3MZ2-WRDUHZ	With ground - fault protection	
		3MZ2-WRAUHZ		23440
		FMZ2-WRAUWZ		
		FMZ2-WRAUHZ		
		FMZ2-WRCUWZ		
		FMZ2-WRCUHZ		
		FMZ2-WRDUWZ		
		FMZ2-WRDUHZ		28340
		3BZ2-WRAUHZ	With ground - fault protection (inbuilt ZCT)	
3BZ2-WRCUHZ				
		FBZ2-WRAUHZ		28795
		FBZ2-WRCUHZ		

ZCT - Ground Fault Protection				
3CT - H1 - 100 - Z				
	Reference	Description	Unit MRP [₹]	
	1 CT ratio	H1-100-Z	Square 3CT 100:5	4905
		HH-150-Z	Square 3CT 150:5	6075
		H2-200-Z	Square 3CT 200:5	6730
		H3-300-Z	Square 3CT 300:5	7050
		H4-400-Z	Square 3CT 400:5	8295

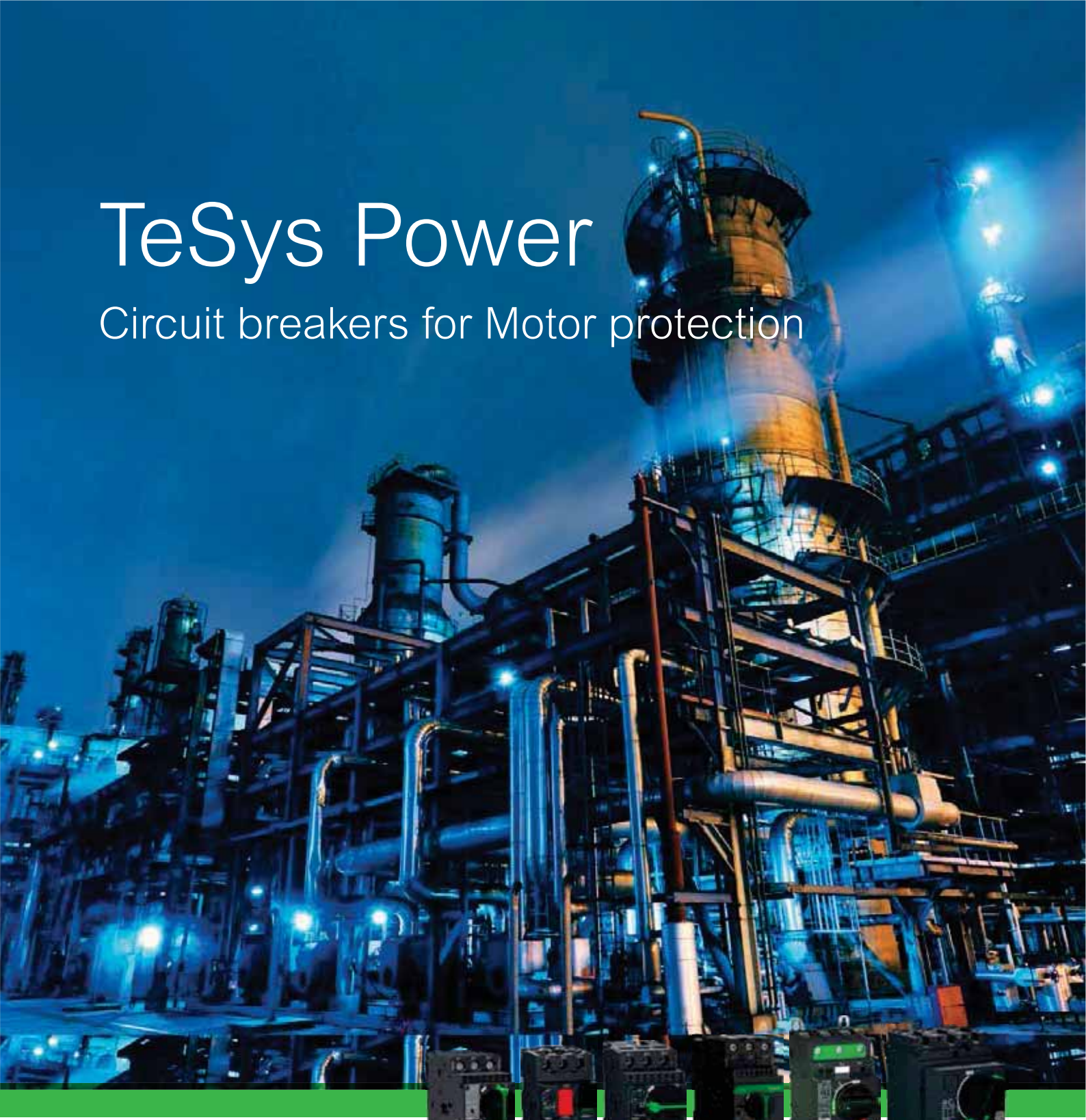
Please contact Customer Care Center for Stockable and Non stockable status of references.

NORMAL STOCK ITEMS

W.E.F. January 25th, 2022

TeSys Power

Circuit breakers for Motor protection



Circuit breakers for motor protection and control

TeSys Deca and TeSys Giga Circuit Breakers provide compact, reliable and efficient solutions:

- Isolation
- Protection against short circuits and overloads
- Control of motors from 0.06 to 250 kW.
- Conforming to global standards.(IEC/EN/UL/CSA)



For more information
on motor protection
circuit breakers

se.com/in/TeSys

TeSys Power

Circuit Breakers for Motor Protection

Magnetic Circuit Breaker



- Conformance to IEC 60947 -1,-2,-4
- Magnetic circuit breakers range from 0.1-80 Amps
- High Breaking capacity up to 100kA
- Wide range of accessories

Thermal Magnetic Circuit Breaker



- Conformance to IEC 60947 -1,-2,-4, conformity to International Standards - UL, CSA, CE
- Thermal magnetic circuit breakers range from 0.1-220 Amps
- High Breaking capacity up to 100kA
- Wide range of accessories
- S-shaped busbar for side-by-side connection with 40 - 65A Contactor

Breaking Capacity at 415V 50Hz	Motor Power AC-3** kW	HP	Magnetic Protection Rating (A)	Reference	Unit MRP [₹]
With Rocker Lever Control (Economy)*					
100kA	0.09	-	0.4	GV2LE03	4875
	0.18	-	0.63	GV2LE04	
	0.37	0.5	1	GV2LE05	
	0.55	-	1.6	GV2LE06	
	1.1	1.5	2.5	GV2LE07	
	1.5	2	4	GV2LE08	
	2.2	3	6.3	GV2LE10	
	3	5.5	10	GV2LE14	
15kA	5.5	7.5	14	GV2LE16	5660
	7.5	10	18	GV2LE20	
10kA	11	15	25	GV2LE22	9615
	15	20	32	GV2LE32	
With Rotary Handle Control*					
100kA	0.09	-	0.4	GV2L03	5595
	0.18	-	0.63	GV2L04	
	0.37	0.5	1	GV2L05	
	0.55	-	1.6	GV2L06	
	1.1	1.5	2.5	GV2L07	
	1.1	2	4	GV2L08	
	2.2	3	6.3	GV2L10	
	4	5.5	10	GV2L14	
50kA	5.5	7.5	14	GV2L16	15775
	7.5	10	18	GV2L20	
	11	15	25	GV2L22	
	15	20	32	GV2L32	
	18.5	25	40	GV3L40	
	22	29	50	GV3L50	
	30	40	65	GV3L65	
	37	50	73	GV3L73	
With Toggle Control					
50kA	37	50	80	GV4LE80N6	15525
	55	74	115	GV4LE115N6	
	75	101	150	LV430832	On Request
	110	147	220	LV431752	
	160	214	320	LV432749	
	200	268	500	LV432949	

* Conforming to IEC 60947-2-3-4

** 50/60Hz - 415V

• GV2-L with the TeSys Deca contactor and LRD overload relay provides Type 2 Co-ordination

** 50/60Hz - 415V

(1) With GV1-L3 current limiter, breaking capacity can be increased to 100kA. Combination of the GV2-M with the TeSys Deca provides Type 2 Co-ordination.

(2) With GV1-L3 current limiter, breaking capacity can be increased to 100kA. Combination of the GV2-P with the TeSys Deca provides Type 2 Co-ordination.

Breaking Capacity at 415V 50Hz	Motor Power AC-3** kW	HP	Thermal Protection Adjustment Range	Reference	Unit MRP [₹]
With Push Button Control (Economy)					
100kA	-	-	0.1 - 0.16	GV2ME01	5235
	0.06	-	0.16 - 0.25	GV2ME02	
	0.09	-	0.25 - 0.40	GV2ME03	5565
	0.18	-	0.40 - 0.63	GV2ME04	
	0.37	0.5	0.63 - 1.0	GV2ME05	5690
	0.55	0.75	1.0 - 1.6	GV2ME06	
	0.75	1	1.6 - 2.5	GV2ME07	5885
	1.1	2	2.5 - 4	GV2ME08	
15kA ⁽¹⁾	2.2	3	4 - 6.3	GV2ME10	6600
	3	5.5	6 - 10	GV2ME14	
	5.5	7.5	9 - 14	GV2ME16	7100
	7.5	10	13 - 18	GV2ME20	
10kA ⁽¹⁾	9	12.5	17 - 23	GV2ME21	7580
	11	15	20 - 25	GV2ME22	7580
	15	20	24 - 32	GV2ME32	12280
With Rotary Handle Control					
100kA	-	-	0.1 - 0.16	GV2P01	5095
	0.06	-	0.16 - 0.25	GV2P02	
	0.09	-	0.25 - 0.40	GV2P03	5840
	0.18	-	0.40 - 0.63	GV2P04	
	0.37	0.5	0.63 - 1.0	GV2P05	6020
	0.55	0.75	1.0 - 1.6	GV2P06	
	0.75	1	1.6 - 2.5	GV2P07	6420
	1.1	2	2.5 - 4	GV2P08	
50kA ⁽²⁾	2.2	3	4 - 6.3	GV2P10	7885
	3	5.5	6 - 10	GV2P14	
	5.5	7.5	9 - 14	GV2P16	9105
	7.5	10	13 - 18	GV2P20	
35kA ⁽²⁾	9	12.5	17 - 23	GV2P21	15340
	11	15	20 - 25	GV2P22	
50kA	18.5		30...40	GV3P40	17925
	22		37...50	GV3P50	22225
	30		48...65	GV3P65	22795
	37		62...73	GV3P73	23300
With Toggle Control					
50kA	37	49.58	40...80	GV4PE80N6	20125
	55	73.7	65...115	GV4PE115N6	
With Direct Rotary Handle					
70kA	75	101	70...150	GV5P150H	42085
	110	147	100...220	GV5P220H	49095
	160	214	160...320	GV6P320H	63125
	200	268	250...500	GV6P500H	86970

It is recommended to check with Customer care team for selection, recommendation, and availability of stockable and non stockable references

☑ NORMAL STOCK ITEMS

W.E.F. January 25th, 2022

TeSys Power

Circuit Breakers for Motor Protection

GV4LE



- IEC/EN 60947-1, IEC/EN 60947-2, CCC, EAC
- Can be used with class 5, 10 or 20 relay
- Short Circuit Protection with an adjustable pick-up $I_n = 6$ to 14 In.
- From 0.25 - 55kW

Magnetic Toggle Control

Motor Power AC-3 (400/415V AC)		In	Magnetic Setting Range	25kA Breaking Capacity		50kA Breaking Capacity		100kA Breaking Capacity	
kW	HP	(A)	A	Reference	Unit MRP [₹]	Reference	Unit MRP [₹]	Reference	Unit MRP [₹]
0.25..0.75	0.3..1	2	12..28	-	-	GV4LE02N6	12420	GV4LE02S6	15870
0.55..1.5	0.7..2	3.5	21..49	-	-	GV4LE03N6		GV4LE03S6	
1.5..3	2.4	7	42..96	-	-	GV4LE07N6		GV4LE07S6	
3..5.5	4..7.5	12.5	75..175	-	-	GV4LE12N6		GV4LE12S6	
5.5..11	7.5..14	25	150..350	GV4LE25B6	On Request	GV4LE25N6	15525	GV4LE25S6	18975
11..22	15..30	50	300..700	GV4LE50B6		GV4LE50N6		GV4LE50S6	
18.5..37	25..50	80	480..1120	GV4LE80B6		GV4LE80N6		GV4LE80S6	
30..55	40..75	115	690..1610	GV4LE115B6		GV4LE115N6		GV4LE115S6	

Note: For Everlink termination please order after removing the 6 at the end Eg. GV4LE115N

GV4PE



- IEC/EN 60947-1, IEC/EN 60947-2, IEC/EN 60947-4-1, UL 60497-4-1, CCC, EAC, CSA
- Overload or thermal protection
- Short time delay protection
- Short circuit protection
- Fixed Ground fault protection
- Phase unbalance or phase loss
- Front indications through LED
- Variable Trip class : Trip Class 10/ Trip Class 20

Thermal Magnetic Protection Toggle Control

Motor Power AC-3 (400/415V AC)		In	Magnetic Setting Range	25kA Breaking Capacity		50kA Breaking Capacity		100kA Breaking Capacity	
kW	HP	(A)	A	Reference	Unit MRP [₹]	Reference	Unit MRP [₹]	Reference	Unit MRP [₹]
0.25..0.75	0.3..1	2	0.8..2	-	-	GV4PE02N6	17020	GV4PE02S6	18400
0.55..1.5	0.7..2	3.5	1.4..3.5	-	-	GV4PE03N6		GV4PE03S6	
1.5..3	2.4	7	2.9..7	-	-	GV4PE07N6		GV4PE07S6	
3..5.5	4..7.5	12.5	5..12.5	-	-	GV4PE12N6		GV4PE12S6	
5.5..11	7.5..14	25	10..25	GV4PE25B6	On Request	GV4PE25N6	20125	GV4PE25S6	22425
11..22	15..30	50	20..50	GV4PE50B6		GV4PE50N6		GV4PE50S6	
18.5..37	25..50	80	40..80	GV4PE80B6		GV4PE80N6		GV4PE80S6	
30..55	40..75	115	65..115	GV4PE115B6		GV4PE115N6		GV4PE115S6	

Note: For Everlink version please order after removing the 6 at the end. Eg. GV4PE115N

Crimp Lug/busbar connection			
Description	Sold in lots of	Reference	
Crimped lug connector + screws	1	GV4LUG	
Transparent terminal shield for crimped lug connector	1	LAD96590	
Interphase barriers	6	LV426920	
Spreader 3-pole	To increase the pitch to 35 min	1	LV426940

It is recommended to check with Customer care team for selection, recommendation, and availability of stockable and non stockable references

NORMAL STOCK ITEMS

W.E.F. January 25th, 2022

TeSys Power

Circuit Breakers for Motor Protection

Accessories for GV4



MX Shunt Trip

- Trips the circuit breaker when the control voltage rises above 70% of rated voltage
- Shunt trip 110..130V AC is suitable.. etc for ground fault protection when combined with a Class I ground fault sensing element

MN Under Voltage Release

Trips the circuit breaker when the control voltage drops below 35% of its rated voltage

Description	Mounting	Voltage	References	Unit MRP [₹]
Mx Shunt Trip	Internal, Plug-In	220-240 VAC 50 Hz, 208-240 VAC 60 Hz, 277 VAC 60 Hz	GV4AS287	3465
Mn Under Voltage Release	Internal, Plug-In	440-480 VAC 60 Hz	GV4AU486	5125

Auxiliary Contact Blocks



An auxiliary contact block provides one changeover contact with one common point for OF and SD function, depending on where it is inserted

Open/Close OF Function: indicates position of the circuit breaker contacts

Trip Alarm SD Function: indicates circuit breaker tripping due to:

- Electrical fault (overload, short circuit)
- Shunt trip/Undervoltage release
- "Push to Trip" Function

Resets when the circuit breaker is reset

Description	Maximum Number	Mounting	Type of Contacts	Reference	Unit MRP [₹]
Auxiliary Contact Block	2 (1 Each For OF or SD)	Internal Plug-In	NO + NC	GV4AE11	1220

Rotary Handles

Description	Type	Degree of Protection	Reference	Unit MRP [₹]
Direct Mounting Rotary Handle	BLACK	IP40	GV4ADN01	1815
	BLACK	IP54	GV4APN01	
Front Extended Rotary Handle (Min Shaft Length 214Mm/Max Shaft Length 627Mm)	RED HANDLE ON YELLOW BEZEL	IP54	GV4APN02	2695
	RED HANDLE ON YELLOW BEZEL	IP65	GV4APN04	2835

Connection Accessories

Description	Reference
Spreader 3-pole (To increase pitch to 35mm) (1 pce)	LV426940

It is recommended to check with Customer care team for selection, recommendation, and availability of stockable and non stockable references

NORMAL STOCK ITEMS

W.E.F. January 25th, 2022

TeSys Power

Circuit Breakers for Motor Protection

Accessories for Motor Circuit Breakers

Description	Reference	Unit MRP [₹]	
For GV2			
Front contact NO or NC ⁽¹⁾	GVAE1	1070	
Front contact NO + NC	GVAE11 <input checked="" type="checkbox"/>	1315	
	GVAE20	1450	
Side contact NO + NC	GVAN11 <input checked="" type="checkbox"/>	1585	
	GVAN20		
Fault signalling contact + 1NO contact ⁽²⁾	GVAD1010 <input checked="" type="checkbox"/>	2065	
Fault signalling contact + 1NC contact ⁽²⁾	GVAD1001		
Short circuit signalling contact block 1 C/O	GVAM11	1970	
Under voltage trip	110 ... 115V 50Hz	GVAU115	4175
	220 ... 240V 50Hz	GVAU225	
	380 ... 400V 50Hz	GVAU385	
Shunt trip	110 ... 115V 50Hz	GVAS115	3770
	220 ... 240V 50Hz	GVAS225	
	380 ... 400V 50Hz	GVAS385	
Additive limiter for increasing breaking capacity to 100kA for GV2ME and GV2P.	GV1L3	6085	
Connection block - GV2 with contactor LC1-D09..D38	GV2AF3	740	
Connection block - LS1 D32 or GV2 with Contactor LC1-K or LP1-K	GV2AF01	800	
Empty enclosure for GV2ME - plastic	GV2MP02	3165	
	GV2MC02	3475	

(1) Choice of NC or NO contact operation depending on which way round the reversible block is mounted.

(2) The GV-AD is always mounted next to the circuit breaker.

Busbars

Connection Pitch	No. of Tapoff Points	Reference	Unit MRP [₹]
For GV2			
45 mm	2	GV2G245	1865
	4	GV2G445	2935
54 mm	2	GV2G254	1885
	3	GV2G354	2120
	4	GV2G454	2655
72 mm	5	GV2G554	2875
	4	GV2G472	3250

Description	Reference	Unit MRP [₹]
Accessories for Busbars		
Terminal block - to supply one or more 3-pole busbar GV2	GV2G05	4075
Protective end covers for unused busbar outlets	GV1G10	720
Terminal block for connection from top	GV1G09	2130

Accessories for Motor Circuit Breakers

Description	Reference	Unit MRP [₹]
For GV2-P/GV2-L		
External operator - IP54, Black	GV2APN01 <input checked="" type="checkbox"/>	3780
External operator - IP54, Yellow/Red	GV2APN02	6965
Visible isolation block - for motor circuit breaker GV2	GV2AK00	3165
For GV3P/GV3L		
Auxiliary Contacts		
Front contact: 1 NO (fault) + 1NC (Auxiliary)	GVAED011	1365
Front contact: 1 NO (fault) + 1NO (Auxiliary)	GVAED101	1500
Busbar		
3-pole, 3 tap, 64 mm pitch	GV3G364	1790
S-shape bus bar	GV3S	1340
External Operator		
IP54, Black	GV3APN01	4515
IP54, Yellow/Red	GV3APN02	4330

Note: All other accessories are same as of GV2.

Busbars GV3G364 and GV3S are not compatible with GV3*73 and GV3*80.

Description	Operating Voltage	Reference	Unit MRP [₹]
For GV5 and GV6			
Auxiliary contact - 1 OC	-	GV7AE11 <input checked="" type="checkbox"/>	2840
Clip-on connector - upto 150 A - 1.5..95 mm ²	-	GV7AC021	1170
Clip-on connector- upto 220 A - 1.5..185 mm ²	-	GV7AC022	1245
Front rotary handle	-	GV7AP03	4880
GV7AP GV7R - black handle ⁽²⁾	-	GV7AP01	8490
Padlocking device - 1..3 padlocks Ø 5..8mm shank ⁽³⁾	-	GV7V01	1155
Terminal shields IP405 ⁽¹⁾	-	GV7AC01	3020

For GV5 and GV6

Shunt release	200...240 V AC 50/60 Hz	GV7AS207	6450
Under Voltage release	200...240 V AC 50/60 Hz	GV7AU207	6660

(1) Terminal shields cannot be used together with spreaders.

(2) For mounting direct rotary handle on enclosure door.

This accessory makes it possible to open the door if the device is closed and prevents the device from being closed if the door is open.

(3) For Circuit breaker not fitted with a rotary handle

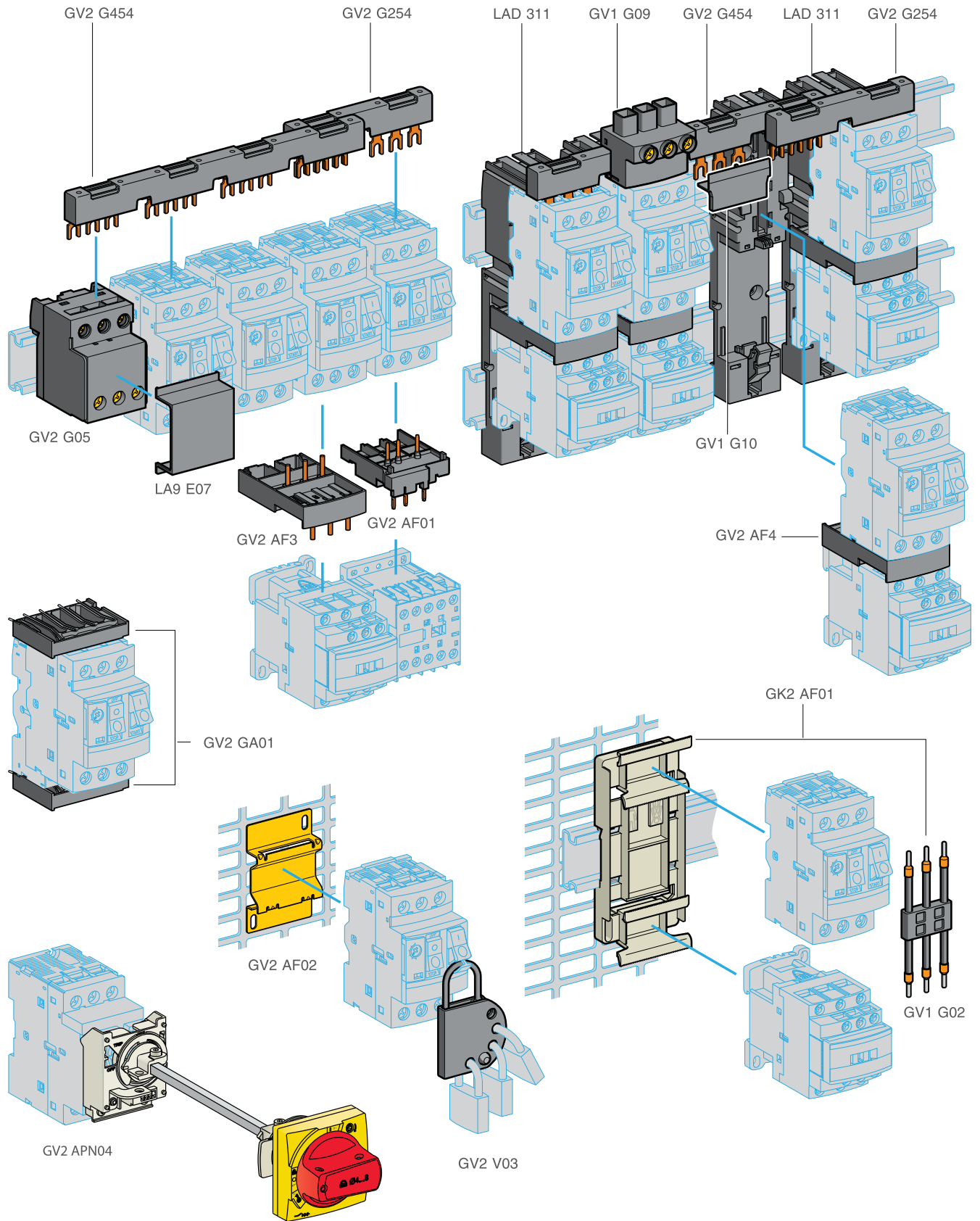
It is recommended to check with Customer care team for selection, recommendation, and availability of stockable and non stockable references

NORMAL STOCK ITEMS

W.E.F. January 25th, 2022

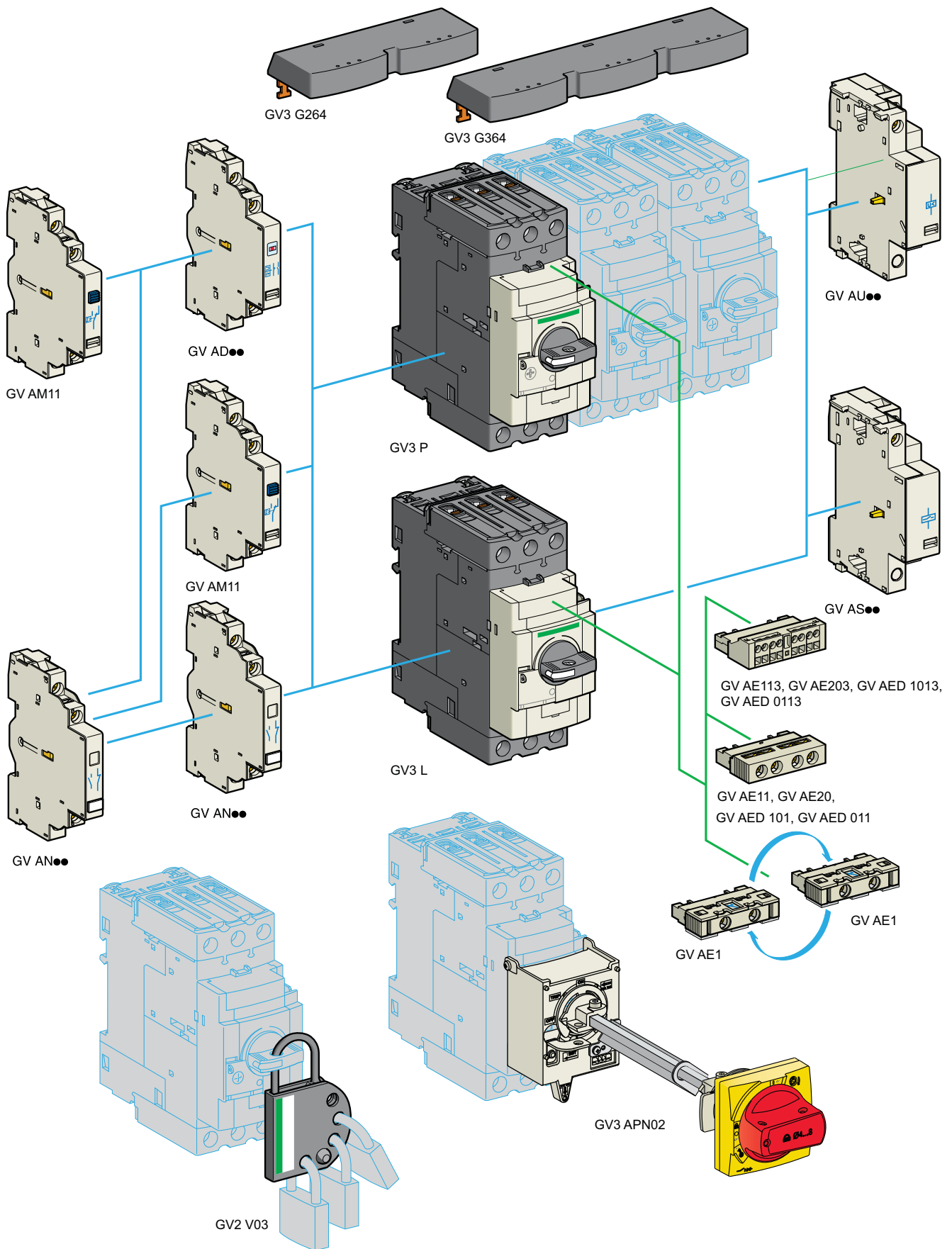
TeSys

Accessories compatibility

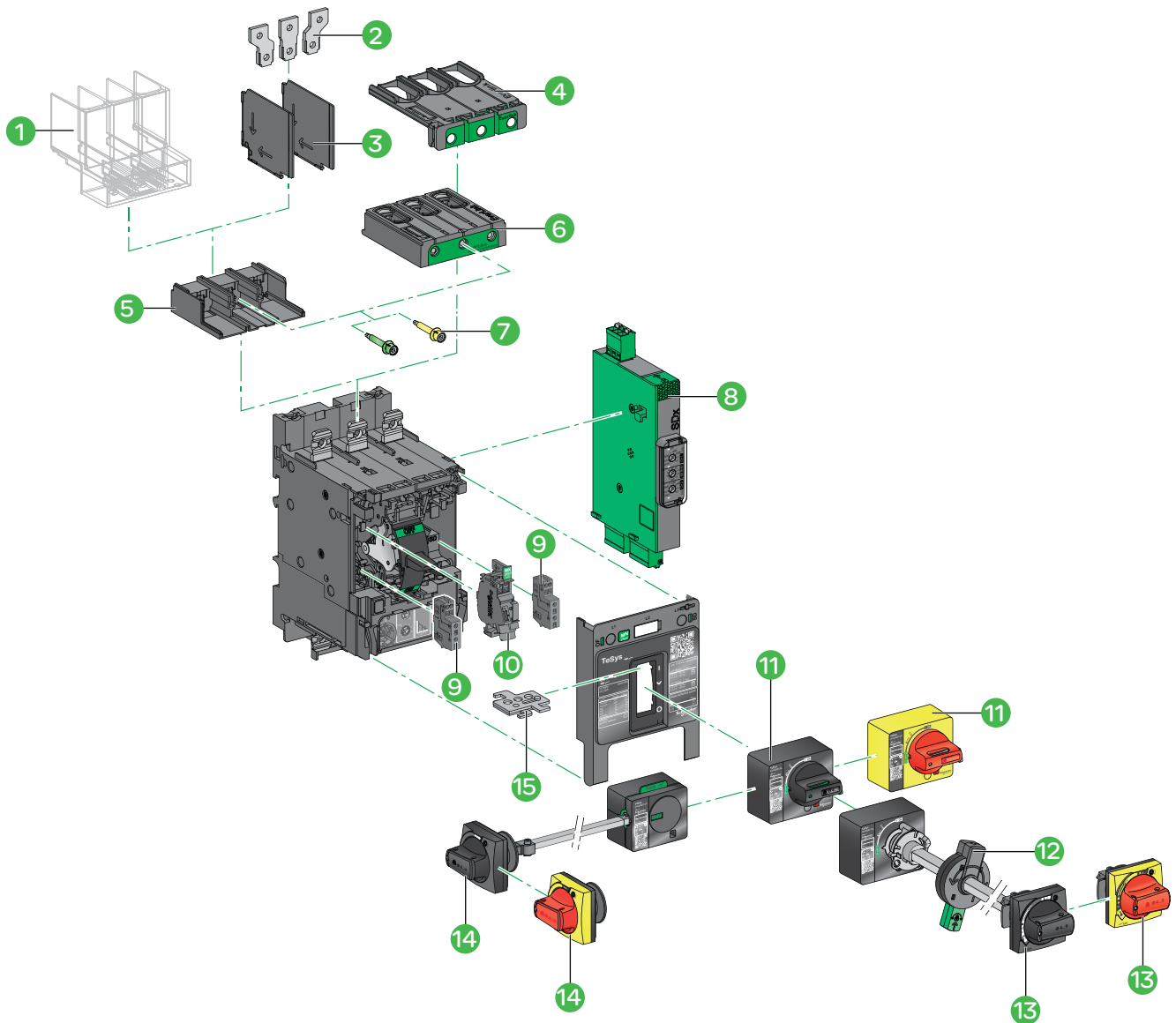


TeSys

Accessories compatibility



TeSys GV4 Overview



- 1 Long terminal shield LAD96590
- 2 Terminal spreaders LV426940
- 3 Interphases barriers LV426920
- 4 Large spacing cover for EverLink connector GV4G66
- 5 Crimp lug connector GV4LUG
- 6 EverLink® connector LAD96595
- 7 Torque limiting breakaway bits LV42699p
- 8 SDx alarming/fault differentiation module GV4ADM1111 (only with GV4PEM)
- 9 Auxiliary contact block for OF or SD function GV4AE11
- 10 - MN undervoltage release GV4AUpp
- MX shunt trip GV4ASpp
- 11 Direct mounting black or red on yellow bezel rotary handle GV4ADN01/ GV4ADN02
- 12 Open door shaft operator (for front extended rotary handle) LV426937
- 13 Front extended rotary handle kit with red handle on yellow bezel or black handle GV4APN01/ GV4APN02 /GV4APN04
- 14 Side rotary handle kit with red handle on yellow bezel or black handle LV426935/LV426936.
- 15 Toggle locking device 29370

TeSys Control

TeSys Switches

Vario Switch Disconnectors

[Ithe] Conventional Thermal Current**	Poles Description	Rated Operational Power (AC-23)*	Reference	Unit MRP [₹]
Complete Enclosed Switches				
• Range 12 to 175A, IP 65 Sealable and Lockable				
10	3P	4 kW	VCF02GE	3620
16	3P	5.5 kW	VCF01GE	3940
20	3P	7.5 kW	VCF0GE	4790
25	3P	11 kW	VCF1GE	5140
32	3P	15 kW	VCF2GE	6025
50	3P	22 kW	VCF3GE	9315
63	3P	30 kW	VCF4GE	10895

* Rated Power at 415V
** Ith in enclosure

For Switch Type (Amps)	Mounting Arrangement	Ingress	Reference	Unit MRP [₹]
Operators (Padlockable)				
12 - 40	4 Screw Fixing	IP65	KCF1PZ	950
63 - 80	4 Screw Fixing	IP65	KCF2PZ	1005
125 - 175	4 Screw Fixing	IP40	KCF3PZ	4075

Vario Switch Disconnectors

[Ithe] Conventional Thermal Current**	Poles Description	Reference	Unit MRP [₹]
Complete Switch with Padlockable Operator			
• Suitable for Front Mounting or Base Mounting			
12	3P	VCF02	2275
20	3P	VCF01	2475
25	3P	VCF0	2890
32	3P	VCF1	3030
40	3P	VCF2	3750
63	3P	VCF3	6990
80	3P	VCF4	6360
125	3P	VCF5	14575
175	3P	VCF6	17670

Switch Bodies

Reference	Unit MRP [₹]
V02	1480
V01	1710
V0	2035
V1	2475
V2	3030
V3	4215
V4	5540
V5	11245
V6	14350

Accessories

Description	For Use with Switch Bodies	Rating in A	Pole Composition	Earth Contact	Auxiliary Contacts	Reference	Unit MRP [₹]
Vario Add-on Modules ⁽¹⁾							
Main Pole Module	V02/VCF02	12	1P	-	-	VZ02	1060
	V0/1/VCF01	20	1P	-	-	VZ01	1080
	V0/VCF0	25	1P	-	-	VZ0	1150
	V1/VCF1	32	1P	-	-	VZ1	1125
	V2/VCF2	40	1P	-	-	VZ2	1205
	V3/VCF3	63	1P	-	-	VZ3	1565
	V4/VCF4	80	1P	-	-	VZ4	1565
Neutral Pole Module ⁽²⁾	V02 / VCF02 to V2 / VCF2	-	1N	-	-	VZ11	1290
	V3 / VCF3 to V4 / VCF4	-	1N	-	-	VZ12	1730
	V5 / VCZ5 to V6 / VCZ6	-	1N	-	-	VZ13	3570
Earthing Module	V02 / VCF02 to V2 / VCF2	-	-	-	-	VZ14	1275
	V3 / VCF3 to V4 / VCF4	-	-	1	-	VZ15	1505
	V5 / VCZ5 to V6 / VCZ6	-	-	1	-	VZ16	2335
Auxiliary Contact Block Module	V02/ VCF02 to V6 / VCZ6	-	-	-	1NO + 1NC	VZ7	1330
	V2/ VCF02 to V6 / VCZ6	-	-	-	2NO	VZ20	1330

(1) For mounting option of modules, please refer to the technical catalogue.

(2) With early make and late break contacts

Description	For Use With	Reference	Unit MRP [₹]
Components for Door Interlocking			
Shaft extension - for Mini-VARIO and VARIO - V02..V2	V02...V2	VZ17	1275
		VZ30	1505
Shaft extension - for Mini-VARIO and VARIO - V3 V4 V5 V6	V3, V4, V5, V6	VZ18	1710
		VZ31	405
Door interlock plate	VZ17 / VZ30	KZ32	695
		VZ18/31	KZ74
Input Terminal Protection Shrouds			
Terminal Shrouds	V02 - V2	VZ8	430
		VZ26	375
	V3 - V4	VZ9	455
		VZ27	375
	V5 - V6	VZ10	570
		VZ28	635
V02 - V6	VZ29	520	

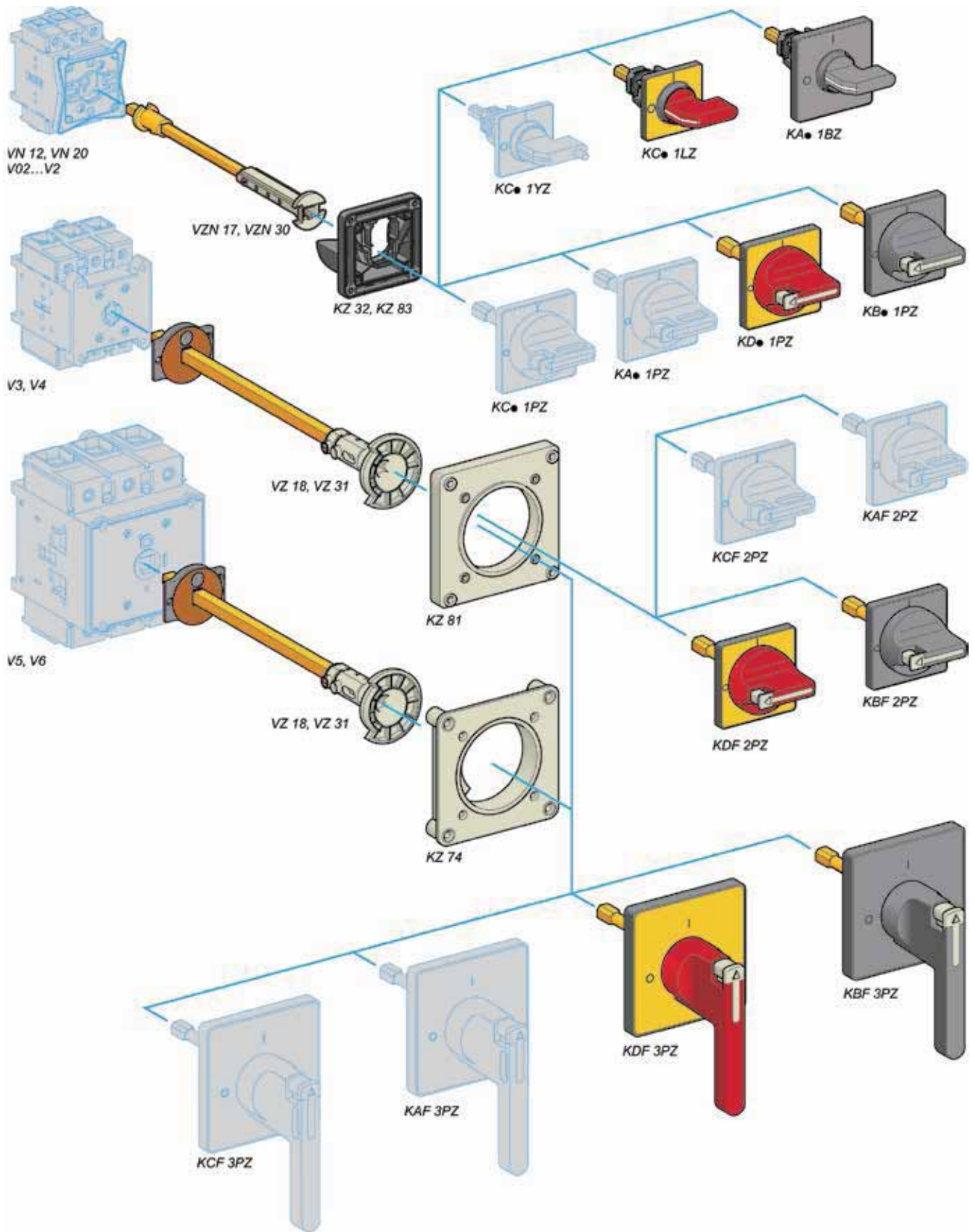
Please contact Customer Care Center for Stockable and Non stockable status of references.

NORMAL STOCK ITEMS

W.E.F. January 25th, 2022

TeSys Control

Accessories for Switches





Machine builders, it is time to cut engineering time and costs — DIGITIZE load management

TeSys island

Unique features

TeSys island is a smart, digital multifunctional load management system; it can switch, protect, manage motors and other electrical loads up to 80 Amps (AC3) in an electrical control panel.

Benefits

Why should you choose TeSys island?

- Quicker engineering and reduce time to market
- Embedded algorithms detect abnormal load behaviors and generate alarms before machine stoppage.
- Pre-trip warnings can also be set on the system for scheduled maintenance.
- Fast device replacement on any portion of the island is possible because of the full integration of the system and the integrated Bus coupler resulting in reduced downtime.
- TeSys island provides energy monitoring at the load level
- Health status can be easily accessed, remotely or locally. This energy management data can be used for advanced analytics to increase machine efficiency further
- TeSys island can be easily integrated into Schneider Electric's EcoStruxure Machine architecture and 3rd party automation systems, supporting all major field buses.



For more information
on TeSys island
Digital Load
Management System

Enable smarter design and engineering

Efficient

Make your machines intelligent, save time and costs with intuitive programming and commissioning using TeSys avatars. Simplify software integration within all major automation environments. One-click mounting on DIN rail and no need for control wiring.

Enable new business models

Use load data and status information to create new service enabled business models. Access your machine from remote during operation & maintenance.

A data provider

Get relevant data for digital load management & advanced analytics. Monitor energy at load level, remote users can easily check health status, troubleshoot and diagnose issues and take action, reduce machine stoppages and machine downtime.

Improved security

Benefit from the highest cybersecurity and safety levels. Safety IO / Scalable with embedded diagnostic.

Technical specifications

- System consists of DOL Starters & Input / Output modules
- System manages motors and other electrical loads up to 80A/37kW/50hp
- Up to 20 modules / 1 meter at one bus coupler
- No mechanical adjustments/settings required
- International standards-compliant
- Energy monitoring at the load level
- Only 21 commercial references for the complete system, including 5 standard motor starters and 5 functional safety motor starters
- Cybersecurity embedded into the system (Achilles Level 2 & Safety up to Cat 2)
- Safety stop TUV certified (Stop 0 and 1 with wiring categories 1 to 2, suitable for PL c,d (Performance Level) and SIL level 2)
- Open connectivity thanks to Ethernet IP and Modbus TCP fieldbuses

TeSys Active

TeSys island

TeSys island is an innovative digital load management solution-providing data for higher machine efficiency and ease of servicing, and allowing faster time to market.

TeSys island is a modular, multifunctional system providing integrated functions inside an automation architecture, primarily for the direct control and management of low-voltage loads.

After commissioning, TeSys island can switch, help protect, and manage motors and other electrical loads up to 37 kW installed in an electrical control panel.

This system is designed around the concept of TeSys avatars. These avatars:

- Are the functional object representing a logical function of the physical module with pre-defined logic
- Determine the configuration of the island.

The logical aspects of the island are managed with software tools, covering all phases of product and application lifecycle: design, engineering, commissioning, operation, and maintenance.



- 1 Bus Coupler
- 2 Analog I/O module
- 3 Digital I/O module
- 4 Voltage interface module
- 5 Power interface module
- 6 Standard Starter
- 7 SIL Starter
- 8 SIL interface module

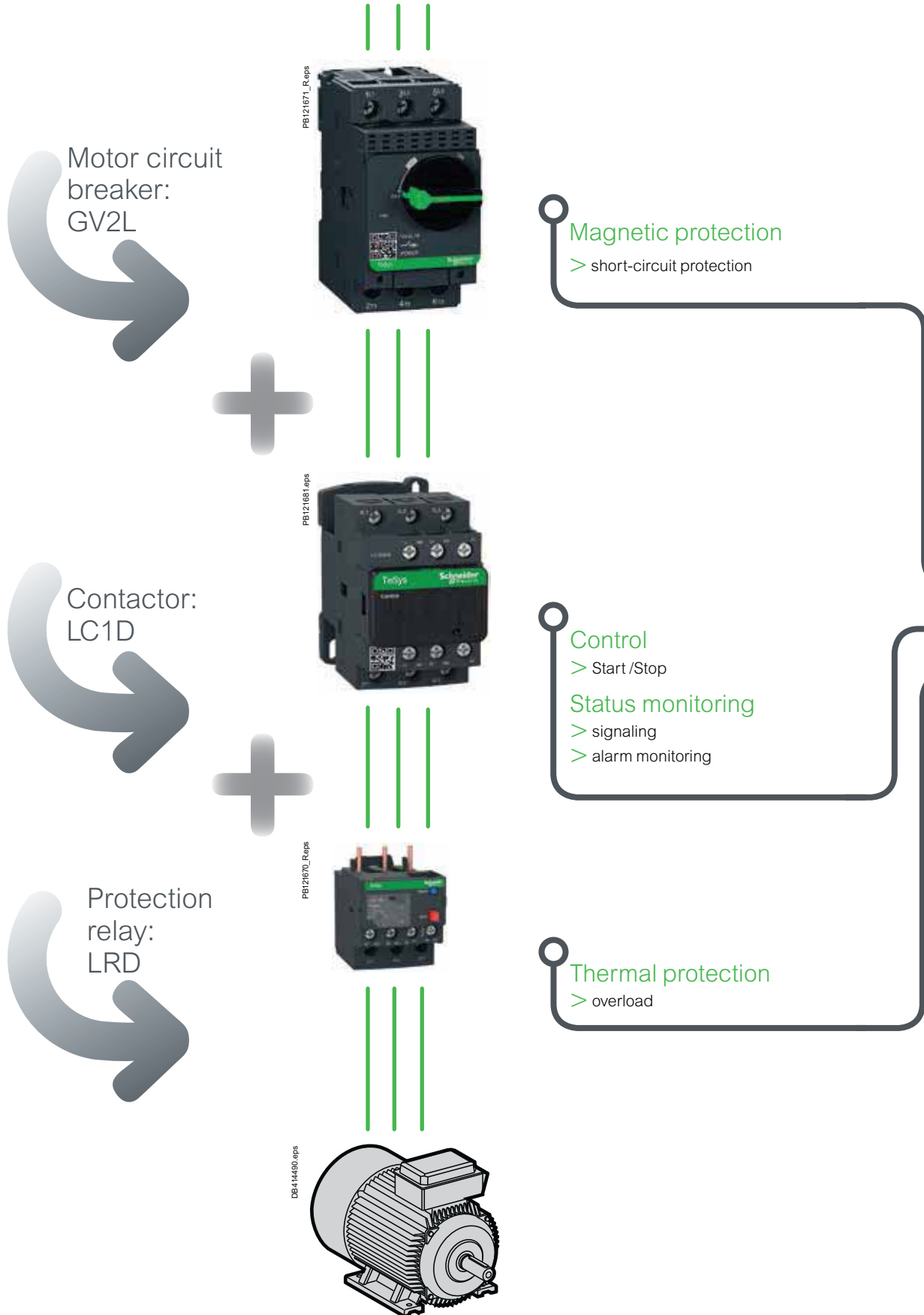
Designation	Product Commercial Reference	
TeSys island components		
Standard Starter	9A (AC-3)	TPRST009
	25A (AC-3)	TPRST025
	38A (AC-3)	TPRST038
	65A (AC-3)	TPRST065
	66A (AC-3) - 80A (AC-1)	TPRST080
SIL Starter	9A (AC-3)	TPRSS009
	25A (AC-3)	TPRSS025
	38A (AC-3)	TPRSS038
	65A (AC-3)	TPRSS065
	66A (AC-3) - 80A (AC-1)	TPRSS080
Power interface module	9A (AC-3)	TPRPM009
	38A (AC-3)	TPRPM038
	80A (AC-3)	TPRPM080
Voltage interface module		TPRVM001
SIL interface module		TPRSM001
Digital I/O module	(4 input - 2 output)	TPRDG4X2
Analog I/O module	(2 input - 1 output)	TPRAN2X1
Bus Coupler	EtherNet/IP - Modbus TCP	TPRBCEIP
	PROFINET	TPRBCPFN
	PROFIBUS	TPRBCPFBS
Assembly and Wiring Kits		
Kit for reversing starter application	for 9, 25, 38A (size 1 and 2) starters	LAD9R1
	for 65, 80A (size 3) starters	LAD9R3
Jumper bar 3-pole for Star Delta application	for 9, 25, 38A (size 1 and 2) starters	LAD9P3
	for 65, 80 A (size 3) starters, a hazard sticker is provided	LAD9SD3S

TeSys Control

Ultra motor starters

Introduction

From traditional solution to ...



TeSys Control

Ultra motor starters

Introduction


...Ultra motor starter



Ultra motor starter

> All basic or advanced protection and control functions in one block and more...

- > Overload indication and alarm
- > Status report, remote control via communication bus



Ultra motor starters can be used in **80 %** of motor protection and control applications.

ComPact NSXm & NSX

Schneider Electric is proud to introduce the new generation of ComPact MCCBs. These breakers talk to you, wherever you are, in all transparency. New design complements new wireless connectivity capabilities with our latest wireless auxiliary contact.

New

ComPact Design



New signature design

- Schneider Electric green signature style for the entire ComPact range
- Estimated 40% reduction of wiring time for panel builders
- Experience easier installation thanks to a new ergonomic front-plate design
- Gain the confidence that all auxiliaries are on the right spot, and simply double check that you have the right coil rating
- Ergonomic new toggle for easier breaker manual operation

New

Wireless Auxiliary Contact



Wireless breaker status

- Plug & play technology for clear connection status (0 or 1, no half-way wired)
- Placed in the same position as the wired version, its LED light will give you direct indication in case of a tripping
- If you are away, your ComPact will send you an immediate notification via EcoStruxure Facility Expert for instance
- Wireless auxiliary accelerates overall wiring time: status communication is done very simply and commissioned wirelessly
- Communication architecture is fully EcoStruxure Power validated, with any application

Ready to meet the new face of ComPact?



Meet the new generation of ComPact™ circuit breakers with semi-transparent faceplate, screwless auxiliaries and remote monitoring features.

Learn about the benefits of the ComPact range here:
se.com/compact-nsx



NSXm Thermal Magnetic Trip Unit (TMD)

- Ics = 100% Icu as per IEC 60947-2
- Adjustable thermal setting 0.7 to 1 x In
- Fixed magnetic settings
- Single frame size upto 160A
- 5 breaking capacities from 16kA to 70kA
- With compression lug connectors
- All the circuit breakers have a transparent lead-sealable cover

Breaking Capacity Icu as per IEC 60947-2	Rated Current	Three Pole Reference	Unit MRP [₹]	Four Pole Reference	Unit MRP [₹]
16kA	16A	C11E3TM016B	10110	C11E6TM016B	14460
	25A	C11E3TM025B	10110	C11E6TM025B	14460
	32A	C11E3TM032B	10110	C11E6TM032B	14460
	40A	C11E3TM040B	10110	C11E6TM040B	14460
	50A	C11E3TM050B	10110	C11E6TM050B	14460
	63A	C11E3TM063B	10110	C11E6TM063B	14460
	80A	C11E3TM080B	10110	C11E6TM080B	14460
	100A	C11E3TM100B	10110	C11E6TM100B	14460
	125A	C12E3TM125B	17840	C12E6TM125B	22040
25kA	160A	C12E3TM160B	19450	C12E6TM160B	24130
	16A	C11B3TM016B	10820	C11B6TM016B	15630
	25A	C11B3TM025B	10820	C11B6TM025B	15630
	32A	C11B3TM032B	10820	C11B6TM032B	15630
	40A	C11B3TM040B	10820	C11B6TM040B	15630
	50A	C11B3TM050B	10820	C11B6TM050B	15630
	63A	C11B3TM063B	10820	C11B6TM063B	15630
	80A	C11B3TM080B	10820	C11B6TM080B	15630
	100A	C11B3TM100B	10820	C11B6TM100B	15630
36kA	125A	C12B3TM125B	18890	C12B6TM125B	23150
	160A	C12B3TM160B	21880	C12B6TM160B	27270
	16A	C11F3TM016B	13890	C11F6TM016B	17800
	25A	C11F3TM025B	13890	C11F6TM025B	17800
	32A	C11F3TM032B	13890	C11F6TM032B	17800
	40A	C11F3TM040B	13890	C11F6TM040B	17800
	50A	C11F3TM050B	13890	C11F6TM050B	17800
	63A	C11F3TM063B	13890	C11F6TM063B	17800
	80A	C11F3TM080B	13890	C11F6TM080B	17800
50kA	100A	C11F3TM100B	13890	C11F6TM100B	17800
	125A	C12F3TM125B	20500	C12F6TM125B	25470
	160A	C12F3TM160B	22670	C12F6TM160B	28180
	16A	C11N3TM016B	17750	C11N6TM016B	22210
	25A	C11N3TM025B	17750	C11N6TM025B	22210
	32A	C11N3TM032B	17750	C11N6TM032B	22210
	40A	C11N3TM040B	17750	C11N6TM040B	22210
	50A	C11N3TM050B	17750	C11N6TM050B	22210
	63A	C11N3TM063B	17750	C11N6TM063B	22210
70kA	80A	C11N3TM080B	17750	C11N6TM080B	22210
	100A	C11N3TM100B	17750	C11N6TM100B	22210
	125A	C12N3TM125B	24740	C12N6TM125B	29660
	160A	C12N3TM160B	26850	C12N6TM160B	32620
	16A	C11H3TM016B	21780	C11H6TM016B	27310
	25A	C11H3TM025B	21780	C11H6TM025B	27310
	32A	C11H3TM032B	21780	C11H6TM032B	27310
	40A	C11H3TM040B	21780	C11H6TM040B	27310
	50A	C11H3TM050B	21780	C11H6TM050B	27310
70kA	63A	C11H3TM063B	21780	C11H6TM063B	27310
	80A	C11H3TM080B	21780	C11H6TM080B	27310
	100A	C11H3TM100B	21780	C11H6TM100B	27310
	125A	C12H3TM125B	40600	C12H6TM125B	43360
	160A	C12H3TM160B	41400	C12H6TM160B	44240

Note: For Everlink type NSXm MCCBs add prices of LV426970 (3Pole) or LV426971(4Pole) -2 Sets in above MCCBs

For details on stockable and non stockable status, technical parameter, please contact Customer Care Centre

NORMAL STOCK ITEMS

W.E.F. January 25th, 2022



NSXm integrated Earth Leakage protection (MicroLogic Vigi 4.1 Trip Unit)

- Standard protection of distribution cables
- Earth leakage protection
- Indication of:
 - Overload alarming (via LEDs and via SDx module)
 - Overload tripping (via the SDx module)
- Earth leakage alarming (via the SDx module)
- Earth leakage tripping (via front face screen and the SDx module).

Breaking Capacity Icu as per IEC 60947-2	Rated Current	Three Pole Reference	Unit MRP [₹]	Four Pole Reference	Unit MRP [₹]
16kA	25A	C11E34V025B	34130	C11E44V025B	38120
	50A	C11E34V050B		C11E44V050B	
	100A	C11E34V100B		C11E44V100B	
	160A	C12E34V160B		C12E44V160B	
25kA	25A	C11B34V025B	35900	C11B44V025B	40170
	50A	C11B34V050B		C11B44V050B	
	100A	C11B34V100B		C11B44V100B	
	160A	C12B34V160B		C12B44V160B	
36kA	25A	C11F34V025B	37820	C11F44V025B	43410
	50A	C11F34V050B		C11F44V050B	
	100A	C11F34V100B		C11F44V100B	
	160A	C12F34V160B		C12F44V160B	
50kA	25A	C11N34V025B	41190	C11N44V025B	46790
	50A	C11N34V050B		C11N44V050B	
	100A	C11N34V100B		C11N44V100B	
	160A	C12N34V160B		C12N44V160B	
70kA	25A	C11H34V025B	45600	C11H44V025B	52370
	50A	C11H34V050B		C11H44V050B	
	100A	C11H34V100B		C11H44V100B	
	160A	C12H34V160B		C12H44V160B	



- Suitability for isolation as defined by standard IEC 60947-3
- Self protected by their high-set magnetic release
- Single frame size upto 160A

ComPact NSXm NA switch-disconnector

With Compression Lug connectors

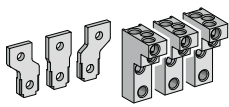
Rated Current	Three Pole Reference	Unit MRP [₹]	Four Pole Reference	Unit MRP [₹]
50A	C113050BS	12090	C114050BS	17880
100A	C113100BS		C114100BS	
160A	C123160BS	24730	C124160BS	32990

ComPact NSXm NA switch-disconnector

With EverLink™ connectors

Rated Current	Three Pole Reference	Unit MRP [₹]	Four Pole Reference	Unit MRP [₹]
50A	C113050LS	12700	C114050LS	18790
100A	C113100LS		C114100LS	
160A	C123160LS	26000	C124160LS	34680

Accessories for ComPact NSXm 16A to 160A



Terminal spreaders



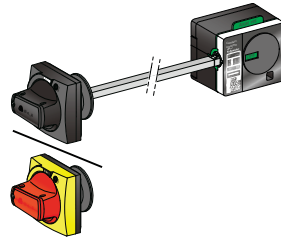
OF or SD auxiliary contact standard



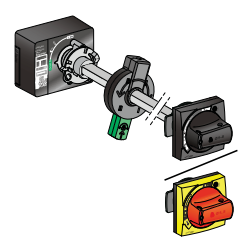
MN or MX voltage releases standard



Direct rotary handle



Side Rotary handle



Extended rotary handle

NSXm Accessories

Auxiliary contacts (changeover)

Description	Reference	Unit MRP [₹]
Standard OF or SD	LV426950	1080

Rotary Handles

Description	Reference	Unit MRP [₹]
-------------	-----------	--------------

Direct rotary handle

Standard black handle	LV426930/ LV426930T	1385
-----------------------	------------------------	------

Extended rotary handle

Standard extended rotary black handle	LV426932/ LV426932T	2200
---------------------------------------	------------------------	------

Side rotary handle

Standard side rotary black handle	LV426935/ LV426935T	3520
-----------------------------------	------------------------	------

Voltage Releases

Description	Shunt Release Reference	Unit MRP [₹]	Under Voltage Reference	Unit MRP [₹]
AC				
24 V 50/60 Hz	LV426841	2565	LV426801	3630
48 V 50/60 Hz	LV426842	3100	LV426802	3335
110-130 V 50/60 Hz	LV426843	2565	LV426803	
220-240 V 50/60 Hz	LV426844	2690	LV426804	
380-415 V 50 Hz	LV426846	2565	LV426806	
DC				
24 V	LV426841	2565	LV426801	3630
48 V	LV426842	3100	LV426802	3335
125 V	LV426843	2565	LV426803	
250 V	LV426844	2690	LV426815	4030

Spreader Links

Description	Reference	Unit MRP [₹]
-------------	-----------	--------------

Spreaders & Phase Barriers

Spreaders (Set of 3) 3P	LV426940	810
Spreaders (Set of 4) 4P	LV426941	1100

Everlink Accessories

Description	Reference	Unit MRP [₹]
-------------	-----------	--------------

Everlink Connectors

EverLink connector with control wire terminal for 3P (Set of 3)	LV426970	990
EverLink connector with control wire terminal for 4P (Set of 4)	LV426971	1290

For details on stockable and non stockable status, technical parameter, please contact Customer Care Centre

NORMAL STOCK ITEMS

W.E.F. January 25th, 2022

EasyPact EZC

Fixed Thermal Magnetic Trip Unit (TMD)



- Conforms to IEC60947-2
- Suitable for isolation
- Suitable for EasyPact Busbar system

Breaking Capacity Icu as per IEC 60947-2	Rated Current	Three Pole Reference	Unit MRP [₹]	Four Pole Reference	Unit MRP [₹]
"30 kA @ 415V AC 10kA @ 250V DC (2pole in series)"	15A	EZC100H3015	6300	EZC100H4015	8730
	20A	EZC100H3020		EZC100H4020	
	25A	EZC100H3025		EZC100H4025	
	32A	EZC100H3032		EZC100H4032	
	40A	EZC100H3040		EZC100H4040	
	50A	EZC100H3050		EZC100H4050	
	63A	EZC100H3063		EZC100H4063	
	80A	EZC100H3080		EZC100H4080	
"25 kA @ 415V AC 20kA @ 250V DC (2pole in series)"	100A	EZC100H3100		EZC100H4100	
	125A	EZC250N3125	9175	EZC250N4125	12655
	160A	EZC250N3160	11120	EZC250N4160	14885
	200A	EZC250N3200	13195	EZC250N4200	16645

EasyPact CVS

Fixed Thermal Magnetic Trip Unit (TMD)



- Ics = 100% Icu as per IEC 60947-2
- Suitable for Isolation
- Transparent Cover for trip unit as Standard
- Class II front face
- Single frame size 16-250A

Breaking Capacity as per IEC 60947-2	Rated Current	Three Pole Reference	Unit MRP [₹]	Four Pole Reference	Unit MRP [₹]
EasyPact CVS 100 to 630A Overload Setting (Ir) 0.7 - 1 x In					
36kA	16A	LV510330 <input checked="" type="checkbox"/>	11140	LV510340	13910
	25A	LV510331 <input checked="" type="checkbox"/>		LV510341	
	32A	LV510332 <input checked="" type="checkbox"/>		LV510342 <input checked="" type="checkbox"/>	
	40A	LV510333 <input checked="" type="checkbox"/>		LV510343 <input checked="" type="checkbox"/>	
	50A	LV510334 <input checked="" type="checkbox"/>		LV510344	
	63A	LV510335 <input checked="" type="checkbox"/>		LV510345 <input checked="" type="checkbox"/>	
	80A	LV510336 <input checked="" type="checkbox"/>		LV510346	
	100A	LV510337 <input checked="" type="checkbox"/>	LV510347 <input checked="" type="checkbox"/>		
	125A	LV516332 <input checked="" type="checkbox"/>	12380	LV516342	15290
	160A	LV516333 <input checked="" type="checkbox"/>	16390	LV516343	19420
200A	LV525332	23600	LV525342 <input checked="" type="checkbox"/>	29110	
36kA	250A	LV525333	26180	LV525343 <input checked="" type="checkbox"/>	32250
	320A	LV540305	33730	LV540308 <input checked="" type="checkbox"/>	41850
	400A	LV540306	33920	LV540309 <input checked="" type="checkbox"/>	42210
	500A	LV563305 <input checked="" type="checkbox"/>	38640	LV563308 <input checked="" type="checkbox"/>	48700
	630A**	LV563306 <input checked="" type="checkbox"/>	43780	LV563309 <input checked="" type="checkbox"/>	53450

Note:

- For performance and other details contact our nearest Sales Office.
- * *630A @ 30°C & 600A @ 40° C for TMD630A MCCB

For details on non standard references, technical parameters, accessories, compatibility, stockable and non stockable status please contact Customer Care

NORMAL STOCK ITEMS

W.E.F. January 25th, 2022

EasyPact EZC

Description	EZC100 Reference	Unit MRP [₹]	EZC250 Reference	Unit MRP [₹]
Auxiliary Contacts (changeover) Multifunction				
Auxiliary Switch 1 C/O	EZAUX10 <input checked="" type="checkbox"/>	1110	EZEAX <input checked="" type="checkbox"/>	1350
Alarm Switch 1 C/O	EZAUX01		EZEAL <input checked="" type="checkbox"/>	
Alarm - Auxiliary Switch	EZAUX11 <input checked="" type="checkbox"/>	1645	EZEAXAL	1955
Spreaders				
Spreaders *(Set Of 3) 3P	EZASPDR3P <input checked="" type="checkbox"/>	440	EZESPDR3P <input checked="" type="checkbox"/>	670
Spreaders *(Set Of 4) 4P	EZASPDR4P <input checked="" type="checkbox"/>	590	EZESPDR4P	860
Phase Barriers				
	EZAFASB2	280	EZEFASB2	390
Rotary Handle				
Direct Rotary handle	EZAROTDS <input checked="" type="checkbox"/>	1565	EZEROTDS	1955
Extended Rotary handle	EZAROTE	2310	EZEROTE	2310
Shunt Release				
AC				
100-130 V	EZASHT100AC	2370	EZESHT100AC	2370
200-277 V	EZASHT200AC <input checked="" type="checkbox"/>		EZESHT200AC <input checked="" type="checkbox"/>	
380-480 V	EZASHT380AC		EZESHT400AC	
DC				
24 V	EZASHT024DC	1580	EZESHT024DC	2700

EasyPact CVS

Auxiliary Contacts (Changeover) Multifunction

Description	Reference	Unit MRP [₹]
OF or SD or SDE or SDV	29450 <input checked="" type="checkbox"/>	1050
OF or SD or SDE or SDV low level	29452	1220
SDE adaptor for trip unit TM or MA or Micrologic 2 \$\$	LV429451 <input checked="" type="checkbox"/>	895

\$\$ To be considered alongwith SDE contact for MCCB with TMD/MA./Micrologic 2 protection.

Voltage Releases

Description	Shunt Release Reference	Unit MRP [₹]	Undervoltage Reference	Unit MRP [₹]
AC				
220-240 V 50/60 Hz	LV429387 <input checked="" type="checkbox"/>	3020	LV429407 <input checked="" type="checkbox"/>	3695

Installation Accessories

Description	100/160/250A Reference	Unit MRP [₹]
Spreaders (Set of 3) 3P	LV431563 <input checked="" type="checkbox"/>	710
Spreaders (Set of 4) 4P	LV431564 <input checked="" type="checkbox"/>	940

Rotary Handles

Description	100/160/250A Reference	Unit MRP [₹]
Direct rotary handle		
Standard black handle	LV429337 <input checked="" type="checkbox"/>	1470
Extended rotary handle		
Standard extended rotary handle	LV429338 <input checked="" type="checkbox"/>	2030

For details on non standard references, technical parameters, accessories, compatibility, stockable and non stockable status please contact Customer Care

NORMAL STOCK ITEMS

W.E.F. January 25th, 2022

AC Miniature Circuit Breakers - xC60



- Breaking Capacity as per IEC 60898 and IS/IEC 60898-1, Icn = 10kA
- Breaking Capacity as per IEC 60947-2, Icn = 15kA, upto 40A
- Can be used for DC application upto 60V per pole
- Higher system performance with optimized cost: Cascading*
- Increased System Continuity: Discrimination*
- Higher Installation Life: Energy Limitation Class 3, Fast Closure Mechanism
- Ease, Speed and Flexibility of installation - Biconnect, Line-Load Reversible
- Field-fittable auxiliaries for advance protection and monitoring
- Positive Contact Indication for assurance of disconnection

[In] Rated Current (A)	1 Pole Reference	Unit MRP [₹]	2 Pole Reference	Unit MRP [₹]	3 Pole Reference	Unit MRP [₹]	4 Pole Reference	Unit MRP [₹]
Module Width**	1 mod		2 mod		3 mod		4 mod	
MOQ	12 Nos.		6 Nos.		4 Nos.		3 Nos.	

B curve

6	A9N1P06B ✓	431	A9N2P06B ✓	1280	A9N3P06B ✓	2124	A9N4P06B	2861
10	A9N1P10B ✓	431	A9N2P10B ✓	1280	A9N3P10B ✓	2124	A9N4P10B ✓	3019
16	A9N1P16B ✓	431	A9N2P16B ✓	1280	A9N3P16B ✓	2124	A9N4P16B ✓	2861
20	A9N1P20B ✓	431	A9N2P20B ✓	1280	A9N3P20B ✓	2124	A9N4P20B ✓	2861
25	A9N1P25B ✓	431	A9N2P25B ✓	1280	A9N3P25B ✓	2124	A9N4P25B ✓	2861
32	A9N1P32B ✓	431	A9N2P32B ✓	1280	A9N3P32B ✓	2124	A9N4P32B ✓	2861
40	A9N1P40B ✓	937	A9N2P40B ✓	2060	A9N3P40B ✓	3235	A9N4P40B ✓	4120
50	A9N1P50B	937	A9N2P50B	2060	A9N3P50B	3235	A9N4P50B	4196
63	A9N1P63B ✓	949	A9N2P63B ✓	2117	A9N3P63B ✓	3262	A9N4P63B ✓	4157

C curve

1	A9N1P01C ✓	661	A9N2P01C ✓	1773	A9N3P01C ✓	2797	A9N4P01C ✓	3521
2	A9N1P02C ✓	661	A9N2P02C ✓	1773	A9N3P02C ✓	2797	A9N4P02C ✓	3521
3	A9N1P03C ✓	661	A9N2P03C ✓	1773	A9N3P03C ✓	2797	A9N4P03C ✓	3521
4	A9N1P04C ✓	661	A9N2P04C ✓	1773	A9N3P04C ✓	2797	A9N4P04C ✓	3521
6	A9N1P06C ✓	399	A9N2P06C ✓	1280	A9N3P06C ✓	2124	A9N4P06C ✓	2861
10	A9N1P10C ✓	399	A9N2P10C ✓	1280	A9N3P10C ✓	2124	A9N4P10C ✓	2861
16	A9N1P16C ✓	399	A9N2P16C ✓	1280	A9N3P16C ✓	2124	A9N4P16C ✓	2861
20	A9N1P20C ✓	399	A9N2P20C ✓	1280	A9N3P20C ✓	2124	A9N4P20C ✓	2861
25	A9N1P25C ✓	399	A9N2P25C ✓	1280	A9N3P25C ✓	2124	A9N4P25C ✓	2861
32	A9N1P32C ✓	399	A9N2P32C ✓	1280	A9N3P32C ✓	2124	A9N4P32C ✓	2861
40	A9N1P40C ✓	937	A9N2P40C ✓	2060	A9N3P40C ✓	3235	A9N4P40C ✓	3941
50	A9N1P50C	937	A9N2P50C	2060	A9N3P50C	3235	A9N4P50C	4157
63	A9N1P63C ✓	949	A9N2P63C ✓	2079	A9N3P63C ✓	3262	A9N4P63C ✓	4228

D curve

1	A9N1P01D ✓	668	A9N2P01D	1791	A9N3P01D ✓	2841	----	----
2	A9N1P02D ✓	668	A9N2P02D ✓	1791	A9N3P02D ✓	2841	A9N4P02D	3707
3	A9N1P03D ✓	668	A9N2P03D ✓	1791	A9N3P03D ✓	2841	A9N4P03D	3808
4	A9N1P04D ✓	668	A9N2P04D ✓	1791	A9N3P04D ✓	2841	A9N4P04D	3808
6	A9N1P06D ✓	563	A9N2P06D ✓	1342	A9N3P06D ✓	2237	A9N4P06D ✓	2968
10	A9N1P10D ✓	563	A9N2P10D ✓	1342	A9N3P10D ✓	2237	A9N4P10D ✓	2968
16	A9N1P16D ✓	563	A9N2P16D ✓	1342	A9N3P16D ✓	2237	A9N4P16D ✓	2968
20	A9N1P20D ✓	563	A9N2P20D ✓	1342	A9N3P20D ✓	2237	A9N4P20D ✓	2968
25	A9N1P25D ✓	563	A9N2P25D ✓	1342	A9N3P25D ✓	2237	A9N4P25D ✓	2968
32	A9N1P32D ✓	563	A9N2P32D ✓	1342	A9N3P32D ✓	2237	A9N4P32D ✓	2968
40	A9N1P40D ✓	1011	A9N2P40D ✓	2178	A9N3P40D ✓	3426	A9N4P40D ✓	4298
50	A9N1P50D	1099	A9N2P50D	2178	A9N3P50D	3426	A9N4P50D	4298
63	A9N1P63D	1023	A9N2P63D ✓	2204	A9N3P63D ✓	3458	A9N4P63D ✓	4341

Note: * Please contact nearest Schneider Electric Sales Office or Customer Care Center for coordination chart
**18mm/module

Please contact Customer Care Center for Stockable and Non stockable status of references.

✓ NORMAL STOCK ITEMS

W.E.F. January 25th, 2022

AC Miniature Circuit Breakers - C120



- Breaking capacity as per IEC 60898, Icn = 10kA/15kA
- Positive Contact Indication for assurance of disconnection
- Degree of pollution: 3 (suitable for industrial environment)
- Operating Temperature: -30 to 70°C
- Terminal connections: Flexible cables up to 35 sq.mm; Rigid cables up to 50 sq.mm

[In] Rated Current (A)	1 Pole Reference	Unit MRP [₹]	2 Pole Reference	Unit MRP [₹]	3 Pole Reference	Unit MRP [₹]	4 Pole Reference	Unit MRP [₹]
Module Width**	1.5 mod		3 mod		4.5 mod		6 mod	
MOQ	12 Nos.		6 Nos.		4 Nos.		3 Nos.	
C120N (10kA)								
80	A9N18357 ✓	3536	A9N18361 ✓	7836	A9N18365 ✓	12310	A9N18372 ✓	16042
100	A9N18358 ✓	3967	A9N18362 ✓	8359	A9N18367 ✓	13120	A9N18374 ✓	16715
125	A9N18359 ✓	4365	A9N18363 ✓	9187	A9N18369 ✓	14552	A9N18376 ✓	18917
C120H (15kA)								
80	A9N18446	4359	A9N18457	9619	A9N18468	14467	A9N18479	20073
100	A9N18447	4899	A9N18458	9861	A9N18469	15761	A9N18480	22255
125	A9N18448	5254	A9N18459	11187	A9N18470	17009	A9N18481	23510

DC Miniature Circuit Breakers - C60H



- Specially designed MCB for enhanced protection in DC installation
- Magnetic Arc Chutes to quick break DC current in event of fault
- Breaking capacity 6kA as per IEC 60947-2
- Voltage Rating: 1P - 250 V DC & 2P - 500 V DC
- Impulse Voltage: 6 kV
- Higher Installation Life: Energy Limiting Class: 3

[In] Rated Current (A)	Module Width 18mm/ module	1 Pole Reference	Unit MRP [₹]	Module Width 18mm/ module	2 Pole Reference	Unit MRP [₹]
MOQ		12 Nos.			6 Nos.	
C60H-DC						
0.5	1	A9N61500	1359	2	A9N61520	3621
1	1	A9N61501 ✓	1203	2	A9N61521 ✓	2483
2	1	A9N61502 ✓	1203	2	A9N61522 ✓	2483
3	1	A9N61503 ✓	1203	2	A9N61523 ✓	2483
4	1	A9N61504 ✓	1203	2	A9N61524 ✓	2483
5	1	A9N61505	1203	2	A9N61525	2483
6	1	A9N61506 ✓	988	2	A9N61526 ✓	2020
10	1	A9N61508 ✓	988	2	A9N61528 ✓	2020
16	1	A9N61511 ✓	988	2	A9N61531 ✓	2020
20	1	A9N61512 ✓	988	2	A9N61532 ✓	2020
25	1	A9N61513 ✓	988	2	A9N61533 ✓	2020
32	1	A9N61515 ✓	1138	2	A9N61535 ✓	2020
40	1	A9N61517 ✓	1354	2	A9N61537 ✓	2980
50	1	A9N61518 ✓	1354	2	A9N61538 ✓	2980
63	1	A9N61519 ✓	1354	2	A9N61539 ✓	2980

Special application MCBs



Solar Application – PV DC

- DC MCB for multi string PV installations
- Operating Voltage: 800V DC
- Current Rating up to 25A
- Complies to IEC / EN 60947-2



Rail Application* (including Rolling Stock)

- Fire & smoke Resistant – Level 2 (NF F 16-101, NF F 16-102)
- Shock & vibration resistant (IEC 61373) – Cat 1, Class B
- Breaking Capacity: up to 25kA
- Complies to IEC / EN 60947-2



UL MCB

- Type: UL1077, UL489
- Breaking Capacity of 10kA
- Complies to IEC 60947-2 / UL1077 / UL489 / CSA

Note:

Please contact nearest Schneider Electric sales office or Customer Care for Reference and prices of Application Specific MCBs

*Rail Application RCDs are also available on demand

**18mm/module

Please contact Customer Care Center for Stockable and Non stockable status of references.

✓ NORMAL STOCK ITEMS

W.E.F. January 25th, 2022

AC Miniature Circuit Breakers - NG125



- Compliance to IEC / EN 60947-2
- High Breaking Capacity MCBs – up to 50kA
- Current Rating up to 125A
- Trip on fault indication on front face of MCB
- Suitability for isolation in the industrial sector to IEC/EN 60947-2
- Available in B, C, D Curves

[In] Rated Current (A)	1 Pole Reference	Unit MRP [₹]	2 Pole Reference	Unit MRP [₹]	3 Pole Reference	Unit MRP [₹]	4 Pole Reference	Unit MRP [₹]
Module Width**	1.5 mod		3 mod		4.5 mod		6 mod	

NG125N – 25kA Breaking Capacity

10	18610	5291	18621	12170	18632	17657	18649	23448
16	18611	5291	18622	9387	18633	18459	18650	22428
20	18612	5298	18623	11641	18634	17657	18651	22422
25	18613	5291	18624	11641	18635	17663	18652	22428
32	18614	5291	18625	11376	18636	17663	18653	23441
40	18615	6823	18626	14423	18637	23107	18654	30398
50	18616	8513	18627	14988	18638	23094	18655	29363
63	18617	6823	18628	15693	18639	25966	18656	32096
80	18618	7196	18629	17631	18640	27296	18658	32317

NG125H – 36kA Breaking Capacity

10	18705	6394	18714	10356	18723	15432	18732	28098
16	18706	6394	18715	10356	18724	15432	18733	28098
20	18707	6388	18716	10356	18725	21091	18734	28098
25	18708	6223	18717	13664	18726	21083	18735	28105
32	18709	6223	18718	13664	18727	22049	18736	28098
40	18710	7621	18719	15793	18728	22453	18737	34148
50	18711	7768	18720	17077	18729	27574	18738	35073
63	18712	7981	18721	18335	18730	23002	18739	38500
80	18713	8780	18722	23941	18731	29758	18740	40604

NG125H – 50kA Breaking Capacity

10	18777	8113	18788	16957	18799	26714	18810	35591
16	18778	7760	18789	16957	18800	26714	18811	35591
20	18779	7760	18790	18282	18801	26714	18812	35591
25	18780	7760	18791	18275	18802	26707	18813	35591
32	18781	7760	18792	18275	18803	27921	18814	37209
40	18782	9418	18793	21749	18804	33382	18815	44174
50	18783	13226	18794	22847	18805	35745	18816	43491
63	18784	9889	18795	24445	18806	37529	18817	48662
80	18785	14569	18796	26860	18807	41608	18818	50269

**18mm/module

Note: Reference provided above are for C Curve MCBs – B and D Curve details available on request

Residual Current Devices (RCDs) - For Human and Fire Protection



**30
mA**

Use of **30mA RCDs** is now **mandatory** for all **domestic intallations** in India {CEA Amendment regulation 2015*}



Schneider Electric provides voltage independent RCDs which work on current sensing technology and provide protection from residual current even at extra low voltages (down to zero volts) and in case of break of neutral.

**SI
Type**

Schneider Electric offers SI RCD built to operate in electrically polluted or installation in aggressive environments:

- Flourescent / Variable lighting with Electronic ballast
- Powerful IT / Telecom equipment / Air conditioning
- Severe Atmosphere - High lighting risk / Swimming pools

* for Measures relating to Safety and Electric supply

Please contact Customer Care Center for Stockable and Non stockable status of references.

NORMAL STOCK ITEMS

W.E.F. January 25th, 2022

AC Residual Current Circuit Breakers - xID



- Complies to standards IEC/EN 61008-1 and IS 12640
- AC Class protection
- Selective range available for time based discrimination
- Easy Monitoring: Earth fault indication and Test Button on front face
- Operating temperature up to +70°C
- Mandatory to use OF-S auxiliary to add any indication or tripping auxiliary

[In] Rated Current (A)	Earth-Leakage Sensitivity (mA)	Module Width 18mm/module	2 Pole Reference	Unit MRP [₹]	Module Width 18mm/module	4 Pole Reference	Unit MRP [₹]
25	30	2	A9N16201	4449	4	A9N16251	6245
	100	2	A9N16203	4938	4	A9N16253	6636
	300	2	A9N16202	5088	4	A9N16252	6831
40	30	2	A9N16204	5236	4	A9N16254	6147
	100	2	A9N16205	5646	4	A9N16255	6673
	300	2	A9N16206	5921	4	A9N16256	6931
63	30	2	A9N16208	6305	4	A9N16258	7118
	100	2	A9N16209	6781	4	A9N16259	7884
	300	2	A9N16210	6918	4	A9N16260	7921
80	30	2	A9N16212	10601	4	A9N16261	12556
	100	2	A9N16213	10778	4	A9N16262	12758
	300	2	A9N16214	10979	4	A9N16263	12827

AC Residual Current Circuit Breakers (RCCBs) - ID



- Complies to standards IEC 61008-1 and VDE 0664
- AC Class protection
- Degree of pollution: 3 (suitable for industrial environment)
- Electrical ON/OFF indication by using OFSP auxiliary

Poles Description	[In] Rated Current (A)	Earth-Leakage Sensitivity (mA)	Module Width 18mm/module	Reference	Unit MRP [₹]
4P	100	30	4	**A9R11491	16870
		100	4	**A9R12491	17771
	125	30	4	16905	51640
		100	4	16906	50279
		300	4	16907	50514

Note: **For 100A RCCB Auxiliary kindly contact Customer Care

AC Residual Current Breaker Overload (RCBO) - DPN N Vigi



- Complies to standards IEC/EN 61009
- AC Class Protection; Tripping characteristics - C curve
- Overvoltage category (IEC 60364): IV
- Suitable for indication & tripping auxiliaries

Poles Description	[In] Rated Current (A)	Earth-Leakage Sensitivity (mA)	Module Width 18mm/module	Reference	Unit MRP [₹]
1P+N	6	30	2	A9N19661	7031
		300	2	A9N19681	7141
	10	30	2	A9N19663	7031
		300	2	A9N19683	7141
	16	30	2	A9N19665	7031
		300	2	A9N19685	7141
	20	30	2	A9N19666	7031
		300	2	A9N19686	7141
	25	30	2	A9N19667	7031
		300	2	A9N19687	7141
	32	30	2	A9N19668	7031
		300	2	A9N19688	7497
	40	30	2	A9N19669	8895
		300	2	A9N19689	9050

Note: Application specific RCDs also available with 10mA, 500mA and 1000mA sensitivities | Please contact nearest Schneider Electric Sales Office or Customer Care Center for Reference and Prices

Please contact Customer Care Center for Stockable and Non stockable status of references.

NORMAL STOCK ITEMS

W.E.F. January 25th, 2022

SI Type Residual Current Circuit Breakers (RCCBs) - xID SI



- Complies to standard IEC/EN 61008-1
- SI RCDs offer enhanced immunity against Electrical Disturbances; Polluted and Corrosive environments - Guaranteed performance in harsh operating conditions
- Ensures continuity of supply in networks with:
 - Transient overvoltages
 - Loads generating HF leakage current i.e. harmonics
 - Loads generating continuous leakage current
- Ensures tripping on genuine earth fault in networks with:
 - Pulsating DC components
 - HF applications which "Blinds" (non-tripping) the conventional RCDs

[In] Rated Current (A)	Earth-Leakage Sensitivity (mA)	Module Width 18mm/module	2 Pole Reference	Unit MRP [₹]	Module Width 18mm/module	4 Pole Reference	Unit MRP [₹]
25	30	2	A9N16234	10300	4	A9N16321	11479
40	30	2	A9N16237	10818	4	A9N16324	11841
63	30	2	A9N16240	11129	4	A9N16327	12158
	300	2	A9N16246	11213	4	A9N16334	12649

Vigi Block for xC60 (Add-on RCD Module, 2 & 4 Pole)



- Flexibility to use MCB of any tripping curve to suit applications, ensuring best 3 in 1 protection
- No auxiliary supply required
- AC Class protection
- Degree of pollution: 3 (suitable for industrial environment)
- Immune to nuisance tripping due to transient over voltages

[In] Rated Current (A)	Earth-Leakage Sensitivity (mA)	Module Width 18mm/module	2 Pole Reference	Unit MRP [₹]	Module Width 18mm/module	4 Pole Reference	Unit MRP [₹]
25	30	1.5	A9N26581	7284	3	A9N26595	8747
	100	1.5	A9N26582	9265	3	A9N26596	9433
	300	1.5	A9N26583	9796	3	A9N26597	10151
63	30	2	A9N26611	10184	3.5	A9N26643	10223
	100	2	A9N26612	10785	3.5	A9N26644	10617
	300	2	A9N26613	11297	3.5	A9N26645	11109

Note: Vigi Block for High Rating up to 125A (C120) and High Breaking Capacity (NG125) available on demand

SI Type Residual Current Breaker Overload (RCBO) - DPN N Vigi SI



- Complies to standard IEC/EN 61009
- Ensures continuity of supply in networks with:
 - Transient overvoltages
 - Loads generating HF leakage current i.e. harmonics
 - Loads generating continuous leakage current
- Ensures tripping on genuine earth fault in networks with :
 - Pulsating DC components
 - HF applications which "Blinds" (non-tripping) the conventional RCDs

Poles Description	[In] Rated Current (A)	Earth-Leakage Sensitivity (mA)	Module Width 18mm/module	Reference	Unit MRP [₹]
1P+N	6	30	2	A9N19631	13997
		300	2	A9N19641	13997
	10	30	2	A9N19632	13997
		300	2	A9N19642	13989
	16	30	2	A9N19634	13997
		300	2	A9N19644	13997
	20	30	2	A9N19635	13997
		300	2	A9N19645	13997
	25	30	2	A9N19636	13997
		300	2	A9N19646	13997
	32	30	2	A9N19637	13997
		300	2	A9N19647	16658
	32	30	2	A9N19638	16573
		300	2	A9N19648	18443

*For Prices, please contact nearest Schneider Electric Sales Office or Customer Care Center are Center for Reference and Prices


Please contact Customer Care Center for Stockable and Non stockable status of references.

NORMAL STOCK ITEMS

W.E.F. January 25th, 2022

Common Auxiliaries for xC60 / C120 / RCDs Range

- Field-fittable auxiliaries (clip fitted) mounted on left side with maximum width of 54mm
- Order: Tripping Auxiliaries (MN first) followed by Indication Auxiliaries (SD first)



Type	Module Width 18mm/module	Reference	Unit MRP [₹]
Indication Auxiliaries			
OF Auxiliary Switch: for ON/OFF indications	0.5	A9N26924	1372
SD Alarm Switch: for Trip on fault indications	0.5	A9N26927	1612
OF + SD/OF Auxiliary switch	0.5	A9N26929	4279
OF+SD24 auxiliary contact (ComReady)	0.5	A9N26899	3586
Protection Auxiliaries – Trip Indication on front face			
MN Under-voltage Release 220-240V AC	1	A9N26960	5762
MSU Over-voltage Release 275V AC	1	A9N26500	6824
Tripping Auxiliaries – Trip Indication on front face			
MX + OF Shunt Release 110-415V AC: for Remote tripping of Circuit Breaker	1	A9N26946	3749
MX + OF Shunt Release 12-24V AC/DC: for Remote tripping of Circuit Breaker	1	A9N26948	3749
Auxiliary Switch for RCCBs – Mandatory for use of Auxiliaries with RCCBs			
Auxiliary switch for RCCB up to 80A (OF-S)	0.5	A9N26923	1832
Auxiliary switch for RCCBs 125A (OFSP)	0.5	16940	2785

Accessories



Type	Description	Reference	Unit MRP [₹]
Rotary Handle*	Breaker Switching Sub-Assembly	27046	5115
	Extended, Disconnectable handle	27047	3166
Padlock** (bag of 2)		26970	1231
Multicable terminal for 3 copper cables**		19096	9898
Aluminum cable terminal**		27060	752
Spacer		A9N27062	317

* for xC60, C120, DPN N Vigi, C60H-DC, xSW - Multi poles only

**for xC60, xID, DPN N Vigi, C60H-DC, xSW, C60PV-DC

Note: For all above Reference MOQ = 1

Please contact Customer Care Center for Stockable and Non stockable status of references.

NORMAL STOCK ITEMS

W.E.F. January 25th, 2022

Protection Against Lightning Strikes And Switching Surges



For all low voltage switchboards and electrical enclosures:

Comprehensive range

- To ensure the protection of equipment connected to:
- Low voltage networks,
- Telecommunications networks,
- Computer networks.
- Easy to implement and use.
- Compatibility with all earthing systems (TT, TNS, TNC, IT).
- Technical and aesthetic consistency

Continuity of service and certified safety

Schneider Electric certified coordination between the surge arrester and its disconnection circuit breaker.

Compliance with standards: IEC/EN 61643-11.



More and more electrical equipment today is sensitive to overvoltages caused by lightning.



90%

of power outlets supply equipment incorporating electronic devices.



iQuick PRD “built-in” technology surge arresters, a Schneider Electric innovation, incorporate their own disconnection circuit breaker: easy to choose and simple to install for greater effectiveness.



Up to **30%** of installation time saved.

Please contact Customer Care Center for Stockable and Non stockable status of references.

NORMAL STOCK ITEMS

W.E.F. January 25th, 2022

Surge Arresters - Type 1+ 2



- Complies to IEC 61643-1 and EN 61643-11
- Withdrawable type: Easy Replacement
- Inbuilt SPD health Indicator: Also available with remote signaling
- For protection against Direct lightning surge, Indirect lightning surge, Switching surge
- Iimp up to 25kA & Imax upto 40kA
- **Always use a Back-up MCB with your SPD**
- Maximum Operating Voltage [Uc]: 350V

Type	Pole Description	Module Width 18mm/module	Reference	Unit MRP [₹]
PRD1 25r	1P	2	16329	18566
	1P + N	4	16330	40841
	3P	6	16331	61246
	3P + N	8	16332	76096

Surge Arresters iPRD- Type 2 (Withdrawable type) (TT, TN-S, TN-C Systems)



- In conformance with standards IEC 61643-11/2011 T2 and EN 61643-11 Type 2
- For protection against Indirect lightning surge and Switching surge
- Inbuilt health Indicator
- Response time < 25ns
- Imax (8/20 s): 65/40/15/8kA
- Maximum Operating Voltage [Uc]: 340V
- Level of protection,Up: 1.0 - 2.0 kV
- Remote indication contact with 8r/20r/40r/65r
- **Always use a Back-up MCB with your SPD**

Type	Rated Voltage (V)	Pole Description	Module Width 18mm/module	Reference	Unit MRP [₹]
iPRD8	230	1P	1	A9L08100	5574
	230	1P+N	2	A9L08500	10423
	230/400	3P	3	A9L08300	14068
iPRD8r	230/400	3P+N	4	A9L08600	21234
	230	1P+N	2	A9L08501	12495
iPRD20	230/400	3P+N	4	A9L08601	25481
	230	1P	1	A9L20100	6247
	230	1P+N	2	A9L20500	13103
iPRD20r	230/400	3P	3	A9L20300	16773
	230/400	3P+N	4	A9L20600	23713
	230	1P+N	2	A9L20501	15582
iPRD40	230/400	3P+N	4	A9L20601	28995
	230	1P	1	A9L40100	7386
	230	1P+N	2	A9L40500	15090
	230/400	3P	3	A9L40300	21661
iPRD40r	230/400	3P+N	4	A9L40600	30205
	230	1P	1	A9L40101	8857
	230	1P+N	2	A9L40501	19454
	230/400	3P	3	A9L40301	29150
iPRD65r	230/400	3P+N	4	A9L40601	36252
	230	1P	1	A9L65101	11841
	230	1P+N	2	A9L65501	24794
	230/400	3P	3	A9L65301	32355
	230/400	3P+N	4	A9L65601	41982

Spare Cartridges for iPRD



- Spare Cartridges for iPRD8r, iPRD20r, iPRD40r and iPRD65r
- End of life indication available on front face
- These Cartridges are not compatible with Old SPD range (A9L16...)**

Type	Spare Cartridges for	Reference	Unit MRP [₹]
iPRD 65-350	iPRD65r	A9L65102	7413
iPRD 40-350	iPRD40, iPRD40r	A9L40102	5703
iPRD 20-350	iPRD20, iPRD20r	A9L20102	4571
iPRD 8-350	iPRD8, iPRD8r	A9L08102	4001
iPRD Neutral	All products (1P+N, 3P+N)	A9L00002	6001

**Spare Cartridges for Old SPD Range (A9L16...) are available on demand - please contact nearest Schneider Electric Sales Office or Customer Care for Reference and prices

Note: Note: For all above Reference MOQ = 1

Please contact Customer Care Center for Stockable and Non stockable status of references.

NORMAL STOCK ITEMS

W.E.F. January 25th, 2022

iQuick PRD - Type 2 with inbuilt MCB



- Compact SPD with in-built back up MCB - saving on space, MCB selection, wiring time
- Compliance to EN 61643-11
- Withdrawable Type - Cost Efficient - Allows damaged Cartridges to be replaced without having to replace entire SPD
- Inbuilt SPD Health Indicator on front face of device; Remote signaling functionality also available
- Incoming Protection: iQuick PRD 40r (High Risk level) and iQuick PRD 20r (Moderate Risk level)
- Secondary Protection: iQuick PRD 8r is cascade mounted with incoming surge arresters

Type	Pole Description	Module Width 18mm/module	Reference	Unit MRP [₹]
iQuick PRD 8r	1P+N	4	A9L16298	16010
	3P	6.5	A9L16299	22865
	3P+N	7.5	A9L16300	28451
iQuick PRD 20r	1P+N	4	A9L16295	18670
	3P	6.5	A9L16296	27448
	3P+N	7.5	A9L16297	34142
Quick PRD 40r	1P+N	4	A9L16292	21804
	3P	6.5	A9L16293	32666
	3P+N	7.5	A9L16294	40596

Note: Spare / Replacement Cartridges available - For Reference and prices contact nearest sales office or customer care

Photovoltaic surge arresters



- Protection for photovoltaic panels and the DC input to the inverter from overvoltages due to a lightning strike
- Type 2 surge arresters
- Should be installed in switchboard inside the building. If switchboard is located outside, it must be weatherproof
- Withdrawable surge arrester allows damaged Cartridges to be replaced quickly
- Inbuilt SPD Health Indicator on front face of device; Remote signaling functionality also available

Type	U (cpv) Maximum Operating Voltage (V)	Module Width 18mm/module	Reference	Unit MRP [₹]
iPRD 40r	800	3	A9L40271	12416
	1000	3	A9L40281	14190

Note: Spare / Replacement Cartridges available - For Reference and prices contact nearest sales office or customer care

Surge Arresters for Communication Networks



- Analogue telephone line protection: iPRC surge arrester wired in series to the private installation input, protects the telephones, the modems (including ADSL) etc
- Protection for 2 low-current lines without common potential or 4 lines with common reference potential
- iPRI protects measuring instrument and PLC sensor inputs and the DC power supply inputs up to 53 V and AC power supply inputs up to 37 V

Type	[Ue] Operational Voltage (V)	Module Width 18mm/module	Reference	Unit MRP [₹]
PRI	48 V DC	1	A9L16339	22146
PRC	130 V AC	1	A9L16337	13543

Note: For all above Reference MOQ = 1

Please contact Customer Care Center for Stockable and Non stockable status of references.

NORMAL STOCK ITEMS

W.E.F. January 25th, 2022

Isolator - xSW



- Complies to IEC/EN 60947-3
- Switching duty: AC-22
- Impulse voltage: 6kV
- DC application: 48V (110V with 2 poles in series)
- Short circuit withstand 20 In for 1 second
- Upto 80A Bi connect terminals & 100A to 125A with mono connect terminals

Poles Description	[In] Rated Current (A)	Module Width 18mm/module	MOQ	Reference	Unit MRP [₹]
2	40	2	6	A9S2P040	846
	63	2	6	A9S2P063	1118
	80	2	6	A9S2P080	1339
	100	2	6	A9S2P100	1938
	125	2	6	A9S2P125	2130
3	40	3	4	A9S3P040	1478
	63	3	4	A9S3P063	1731
4	40	4	3	A9S4P040	1872
	63	4	3	A9S4P063	2037
	80	4	3	A9S4P080	2702
	100	4	3	A9S4P100	3408
	125	4	3	A9S4P125	3767

Selector Switch - iSSW



- Complies to IEC 60947-5-1 and IEC 60669-1
- Rating 20A, 250V AC
- Electrical life (AC22): 30,000 cycles
- Connection: tunnel terminals cables up to 10 sq. mm

No. of positions	Poles Description	Contacts	Module Width 18mm/module	MOQ	Reference	Unit MRP [₹]
2	1	1 C/O	1	12	A9E18070	1810
	2	2 C/O	2	6	A9E18071	2488
		1NO + 1NC	1	12	A9E18072	1450
3	1	1 C/O	1	12	A9E18073	1744
	2	2 C/O	2	6	A9E18074	3002

iRO Buzzers



- Audible indication in housing and the tertiary sector
- Sound level of 70dBA at a distance of 60cm

Voltage	Module Width 18mm/module	Reference	Unit MRP [₹]
230V AC	1	A9A15322	2247
8..12V AC	1	A9A15323	1224

Please contact Customer Care Center for Stockable and Non stockable status of references.

NORMAL STOCK ITEMS

W.E.F. January 25th, 2022

iCT Contactors



- Complies with standards IEC 1095, E N 61095
- 4 operating modes switch on front face :
 - Automatic mode
 - Temporary "ON" mode
 - Permanent "ON" mode
 - Shutdown
- Mechanical contact position Indicator
- Safe installation maintenance: lock the contactor in ON position
- Silent operation (20dB) for entire range

Type	Rating (A)	No. of Contacts	Module Width 18mm/module	Reference	Unit MRP [₹]
1P	25	1NO	1	A9C20731	2667
	16	2NO	1	A9C22712	2745
2P	25	2NO	1	A9C20732	3282
	40	2NO	2	A9C20842	6688
	63	2NO	2	A9C20862	7174
3P	25	3NO	2	A9C20833	4228
	40	3NO	2	A9C20843	9388
	63	3NO	3	A9C20863	10203
4P	25	4NO	2	A9C20834	4428
	40	4NO	2	A9C20844	10934
	63	4NO	3	A9C20864	11536
	63	2NO + 2NC	3	A9C20868	12851

Note: 100A Contactor in 2P / 4P - available on request

iTL Impulse Relays



- Complies with standards IEC/EN 60669-2-2
- Safe maintenance: disconnection of remote control by selector switch
- Manual Controls on front face: 0-I toggle
- Mechanical contact position Indicator
- Maximum 5 operations/min. and 100 switching operations/day
- Degree of pollution: 3 (suitable for industrial environment)

Type	Rating (A)	Control Voltage	No. of Contacts	Module Width	Reference	Unit MRP [₹]
1P	16	230-240 VAC	1NO	1	A9C30811	1729
	32	230-240 VAC	1NO	1	A9C30831	2176
2P	16	230-240 VAC	2NO	1	A9C30812	2835
	32	230-240 VAC	2NO	1	A9C30831 + A9C32836	6,727
3P	16	230-240 VAC	1NO+1NO/NC+1NO	2	A9C30811 + A9C32816	5380
	32	230-240 VAC	1NO+1NO/NC+1NO	2	A9C30831 + 2* x A9C32836	11278
4P	16	230-240 VAC	4NO	2	A9C30814	5871
	32	230-240 VAC	4NO	2	A9C30831 + 3* x A9C32836	15829

iIL Indicator Lights



- Complies with standard IEC 60947-5-1
- Indicator light with LED technology
- Service life 100,000 hours with constant luminous efficiency

Type	Colour	Module Width 18mm/module	Reference	Unit MRP [₹]
Single Indicator light	Red	1	A9E18320	1788
	Green	1	A9E18321	1788
	Blue	1	A9E18323	1788
	Orange	1	A9E18324	1788
3 phase voltage presence light	Red/Red/Red	1	A9E18327	5166
Single Push Button (1 NO+ 1NC)	Grey	1	A9E18033	2408

Note: For all above Reference MOQ = 1

Please contact Customer Care Center for Stockable and Non stockable status of references.

NORMAL STOCK ITEMS

W.E.F. January 25th, 2022

Smartlink



- Compliance to IEC/EN 61131-2
- Protection Monitoring – Device Status and alarm notifications
- Load Control / Switching through Contactors and Impulse Relays
- Energy Monitoring through pulse meters
- Alarm over email and analog sensors (temperature / humidity) with Smartlink Ethernet
- Plug & Play – Pre fabricated cables and in built web pages
- Rated Voltage: 24V DC

Description	Reference	Unit MRP [₹]
Smartlink EL-D	A9XELC10	29980
Wiser Energy Module IP	EER31800	29980

Communication Auxiliaries



Auxiliary for Protection Devices (OF+SD24)

Auxiliary for Contactors (iACT24)

Auxiliary for Impulse Relays (iATL24)

Description	Module Width	Reference	Unit MRP [₹]
OF+SD24	0.5	A9N26899	3586
iACT24	1	A9C15924	17842
iATL24	1	A9C15424	18787

Acti 9

Description	Reference	Pack	Unit MRP [₹]
Distribloc 63A			
Distribution from the top (4 Module)	04040	1	15571
Distribution through the bottom (4 Module)	04041	1	15571

Reflex iC60 - Integrated Control & Overcurrent Protection Device



- All in One Solution: MCB + Contactor + Impulse Relay + Auxiliary
- 10kA Breaking capacity as per IEC/EN 60947-2,
- Ti24 interface: Connection to PLC, Smartlink
- 3 operating modes to cater to a variety of applications
- Safe lock down with Integrated Padlocking
- Simplified maintenance: Front face Indicator allows better reliability

[In] Rated Current (A)	2 Pole Reference	Unit MRP [₹]	3 Pole Reference	Unit MRP [₹]	4 Pole Reference	Unit MRP [₹]
Module Width **	4.5 mod		5.5 mod		6.5 mod	2275
B Curve						
10	A9C61210	49082	A9C61310	51257	A9C61410	54948
16	A9C61216	49076	A9C61316	51257	A9C61416	54948
25	A9C61225	49076	A9C61325	51257	A9C61425	54948
40	A9C61240	50701	A9C61340	54818	A9C61440	58347
63	A9C61263	53926	A9C61363	56954	A9C61463	61661
C Curve						
10	A9C62210	49632	A9C62310	52825	A9C62410	56074
16	A9C62216	49632	A9C62316	52830	A9C62416	56074
25	A9C62225	49626	A9C62325	52825	A9C62425	56074
40	A9C62240	52268	A9C62340	54844	A9C62440	58385
63	A9C62263	55077	A9C62363	56954	A9C62463	61666
D Curve						
10	A9C63210	50752	A9C63310	53898	A9C63410	58327
16	A9C63216	50752	A9C63316	53898	A9C63416	58327
25	A9C63225	50752	A9C63325	53898	A9C63425	58327

Note: **18mm/module

Please contact Customer Care Center for Stockable and Non stockable status of references.

NORMAL STOCK ITEMS

W.E.F. January 25th, 2022

Life Is 

Schneider
 Electric

Schneider Electric India Pvt. Ltd.

Corporate Office: 9th Floor, DLF Building No. 10, Tower C, DLF Cyber City, Phase II, Gurugram 122002 Haryana
Tel.: ++91 124 6899000 Fax: ++91 124 4222036/037

Ahmedabad

Schneider Electric India (P) Ltd.
1506-1507, 15th Floor Shapth-5
Opp.Karnavati Club, SG Highway,
Ahmedabad, Gujarat - 380015
Tel.: 079-66826701

Coimbatore

Schneider Electric India (P) Ltd.
Hanudev Info Tech Park, 6th Floor
Unit No. Block-C, SF No. 558/2
Udalyampalayam Road, Nava India
Coimbatore - 641028

Lucknow

Schneider Electric India (P) Ltd.
Summit, Plot No. TCG 3/3
6th Floor, 604A/B/C, Vibhuti Khand
Gomti Nagar, Lucknow
Uttar Pradesh - 226010
Tel.: 0522-3500334

Nashik

Schneider Electric India (P) Ltd.
401, 4th Floor, Rishi Raj Towers
Jehan Circle, Gangapur Road
Nashik - 422013
Tel.: 0253-2344333

Bengaluru

Schneider Electric India (P) Ltd.
No. 3/1, JP Techno Park
Mezzanine Floor, Millers Tank Bund
Road, Vasanth Nagar
Bengaluru - 560052
Tel.: 080-71481351

Hyderabad

Schneider Electric India (P) Ltd.
D.No. 1-8-271, # 401, Ashoka
Bhoopal Chambers, SP Road
Secunderabad - 500003
Tel.: 040-67219500

Ludhiana

Schneider Electric India (P) Ltd.
SCO 23, 2nd Floor,
Chandigarh Road, Sector 32
Ludhiana, Punjab -141010
Tel.: 0161- 5203011

New Delhi

Schneider Electric India (P) Ltd.
C-56, Mayapuri Industrial Area, Phase-2
New Delhi - 110064
Tel.: 011-61317400

Bhubaneswar

Schneider Electric India (P) Ltd.
Workloop Co-Working in the property
Office No. 316, Esplanade One Mall
Rasulgarh, Bhubaneswar - 751010

Indore

Schneider Electric India (P) Ltd.
219, Dhan Trident Building
Vijay Nagar, A.B.Road
Indore - 452001

Mohali

Schneider Electric India (P) Ltd.
2nd Floor, Tower-A
Bestech Business Tower
Mega Information & Technology Park
Industrial Plot No.1, Phase IX
(Expansion), Mohali - 160059
Tel.: 0172-7198200

Pune

Schneider Electric India (P) Ltd.
Amar Caliber, CTS No 911, BMCC Road,
OFF F.C. Road, Deccan Gymkhana,
Shivaji Nagar, Pune - 411007
Tel.: 020-67492500

Chennai

Schneider Electric India (P) Ltd.
No: 29, 2nd Floor,
Bannari Amman Towers, B-Block
Dr. Radhakrishnan Road, Mylapore
Chennai - 600 004
Tel.:044-71912000

Jaipur

Schneider Electric India (P) Ltd.
Jaipur Business Centre 309
3rd Floor, Sangam Tower 190
Church Road, Jaipur - 302001
Tel.: 0141-2374810

Mumbai

Schneider Electric India (P)(Ltd)
Marwah House, 2nd Floor
Krishanlal Marwah Marg
Andheri (East), Mumbai - 400072
Tel.: 022-62280000

Vadodara

Schneider Electric India (P) Ltd.
Notus IT Park, 10th Floor, Block-D
Sarabhai Campus, Vadiwadi
Vadodara, Gujarat - 390017

Cochin

Schneider Electric India (P) Ltd.
Alapatt Properties Private Limited
(Trade Name : Centre A)
Main Door Number : 66/4971
(Old Door Number: 40/6584-H)
7th Floor Alapatt Heritage Building
MG Road Kochi - 682035

Kolkata

Schneider Electric (I)Pvt.Ltd,
BP-4, Sector-V, Technopolis
3rd Floor, Salt Lake City
Kolkata - 700 091
Tel.: 033-66576400

Nagpur

Schneider Electric India (P) Ltd.
6, Vasant Vihar Complex
W.H.C Road, Shankar Nagar
Nagpur - 440010
Tel.: 0712-2558581

Vishakhapatnam

Schneider Electric India (P) Ltd.
D.N.10-1-43, 1st Floor
Ratnam's Business Centre,
Siripuram Fort, C.B.M.Compound
Visakhapatnam - 530016
Tel.: 0891-6675500

Customer Care Centre

Monday-Saturday, 9 a.m. to 8 p.m.
Toll-free numbers: 1800 419 4272, 1800 103 0011
Email: customercare.in@schneider-electric.com

For more information, visit our website at: www.se.com/in

- All Prices are in Indian Rupees
- Prices are subject to change without prior notice
- Product evolution is a continuous process and Schneider Electric reserves the right to modify/withdraw any product at any time without prior notice
- Prices charged will be as prevailing on the date of dispatch
- Invoice Amount = (MRP – less Applicable discount) + Applicable GST %
- Tax incidence on invoices is basis applicable GST rates
- Invoice amount not to exceed MRP
- Product pictures shown are for illustration purpose only, actual product may vary

Distributor