

Life Is On

Schneider  
Electric

 Price List

# Panel Builder

With effect from January 25<sup>th</sup>, 2022



[se.com/in](https://se.com/in)



<b>EasyPact CVS:</b>	
Range Overview . . . . .	15
MCCBs for Distribution Network . . . . .	16
EasyPact CVS Switch Disconnecter Version. . . . .	19
Accessories. . . . .	20
<b>Moulded Case Circuit Breakers:</b>	
<b>ComPact NSX &amp; NSXm:</b>	
Range Overview . . . . .	23
MCCBs for Distribution Network . . . . .	27
MCCB with Integrated Earth Leakage Protection . . . . .	28
Accessories. . . . .	29
<b>MCCB for Motor Protection:</b>	
GV4LE . . . . .	30
GV4PE . . . . .	30
Accessories for GV4 . . . . .	31
Auxiliary Contact Blocks . . . . .	31
<b>ComPact NSX:</b>	
Range Overview . . . . .	33
MCCBs for Distribution Network . . . . .	34
Circuit Breakers for Motor Protection . . . . .	37
MCCB with Integrated Earth Leakage Protection . . . . .	38
Accessories. . . . .	39
Unique Modular Ground Fault Protection . . . . .	42
<b>ComPact NS:</b>	
Range Overview . . . . .	43
<b>EasyPact EZC:</b>	
Range Overview . . . . .	46
MCCBs for Distribution Network . . . . .	47
Accessories. . . . .	49
<b>Ground Fault / Earth Leakage Protection:</b>	
Vigirex - Earth Leakage Protection Relay . . . . .	50
<b>Switch Disconnector:</b>	
ComPact- INS & INV Switch Disconnectors . . . . .	51
Switch Disconnector fuse units - range overview . . . . .	52
FuPact Switch Disconnector and Accessories . . . . .	53
<b>Air Circuit Breakers:</b>	
<b>MasterPact MTZ:</b>	
Range Overview . . . . .	55
Overview of MicroLogic X Trip Unit. . . . .	57
<b>MasterPact NT/NW:</b>	
Range Overview . . . . .	59
MicroLogic Trip system . . . . .	60
ATS Kit range. . . . .	60
<b>EasyPact MVS:</b>	
Range Overview . . . . .	62
ET/ETA/ETV Trip System . . . . .	63
Draw-out type Circuit breakers and Switch Disconnectors . . . . .	64
Fixed type Circuit breakers and Switch Disconnectors . . . . .	66
Accessories. . . . .	68
<b>EasyPact SPS:</b>	
Range Overview . . . . .	69
Draw-out type Circuit breakers and Switch disconnector. . . . .	70
Fixed type Circuit breaker and Switch disconnector . . . . .	71
Accessories. . . . .	71
<b>ASCO:</b>	
Range Overview . . . . .	72
Series 7000/300, Automatic Transfer Switch (ASCO) . . . . .	73
Series 230, Automatic Transfer Switch (ASCO). . . . .	74
WOTPC, Automatic transfer switch . . . . .	75

Switching  
and  
Controlling  
Products

**EasyPact TVS:**

EasyPact TVS Power Contactors (3 Pole) . . . . . 79  
 EasyPact TVS Power Contactors (4 Pole) . . . . . 80  
 EasyPact TVS Contactor Accessories . . . . . 81  
 EasyPact TVS Thermal Overload Relay . . . . . 82  
 EasyPact TVS Circuit Breaker for Motor Protection . . . . . 83

**TeSys Control:**

TeSys K Control Relays . . . . . 88  
 TeSys K Power Contactors . . . . . 88  
 TeSys K Accessories . . . . . 89  
 TeSys Deca Control Relays **NEW** . . . . . 90  
 TeSys Deca Power Contactors (3 Pole) **NEW** . . . . . 90  
 TeSys Deca Power Contactors (4 Pole) **NEW** . . . . . 91  
 TeSys Deca Green **NEW** . . . . . 92  
 TeSys Deca Green Electric Coil Contactor **NEW** . . . . . 93  
 TeSys Deca Accessories **NEW** . . . . . 94  
 TeSys Giga Power Contactors **NEW** . . . . . 101  
 TeSys F Power Contactors . . . . . 102  
 TeSys F - Accessories . . . . . 103  
 TeSys Special Purpose Contactor . . . . . 105  
 TeSys H Ultra compact . . . . . 106

**TeSys Protect:**

TeSys Overload Relay . . . . . 109  
 TeSys Electronic Over Current Relay . . . . . 111

**TeSys Power:**

TeSys Motor Circuit Breakers . . . . . 114  
 GV4LE . . . . . 115  
 GV4PE . . . . . 115  
 Accessories for GV4 . . . . . 116  
 Auxiliary Contact Blocks . . . . . 116  
 Circuit Breakers for Motor Protection Accessories . . . . . 117

**TeSys Switches:**

TeSys Switches . . . . . 121

**TeSys Active:**

TeSys island . . . . . 123  
 TeSys U . . . . . 126  
 TeSys T - iMCC Relays . . . . . 130

**TeSys Starters:**

Enclosed Starters . . . . . 131

**Selection Table:**

Type 2 Co-ordination Charts . . . . . 132 to 137  
 Type 2 Co-ordination chart with TeSys Giga range **NEW** . . . . . 138 to 142  
 Type 2 Recommended Selection Charts . . . . . 143 to 149

**Phaseo:**

Phaseo Power Supplies . . . . . 150  
 Phaseo Transformers . . . . . 152

**Altivar:**

Altivar Variable Frequency Drives . . . . . 156

**Altistart**

Altistart Soft Starters . . . . . 169

**Zelio Logic:**

Zelio Plug-in-Relays . . . . . 171  
 Zelio SSR / Electronic Timer . . . . . 177

**Harmony:**

Harmony Control & Signalling Units . . . . . 179

**Signalling:**

Signalling Control Stations & Enclosures . . . . . 184  
 Signalling Illuminated Beacons and Indicator Banks . . . . . 186  
 Signalling Monoethic Tower Light . . . . . 190

Industrial  
Automation  
Products

Industrial  
Automation  
Products

**Osisense**

Osisense Photoelectric Sensors . . . . . 191

Osisense Pressure Switches . . . . . 194

Osisense Limit Switches . . . . . 195

Osisense Inductive Sensors . . . . . 202

Osisense Application Sensors . . . . . 205

Osisense Cable Accessories . . . . . 206

**Magelis:**

Magelis Industrial PC and Display . . . . . 207

Magelis RACK IPC. . . . . 208

Magelis Basic HMI . . . . . 209

**Vijeo:**

Vijeo XD EcoStruxure™ Operator Terminal Expert . . . . . 210

Vijeo Designer . . . . . 211

Final  
Distribution  
Products

**Acti 9 Distribution System:**

Miniature Circuit Breakers (MCBs) . . . . . 216

Residual Current Devices (RCDs) . . . . . 220

Auxiliaries and Accessories for MCBs/RCDs . . . . . 222

Surge Protection Devices (SPDs) . . . . . 224

Control and Command Products. . . . . 226

ComReady Control and Command Products . . . . . 228

Modular Distribution Boards - Metallic . . . . . 236

**Kaedra Enclosures:**

Kaedra Enclosures-Weather Proof . . . . . 242

**PratiKa:**

PratiKa Plugs & Sockets . . . . . 244

**Electra:**

Electra Metal Clad Plugs & Sockets . . . . . 248

Power  
Monitoring  
Products

**Tailored Offers for Specific Applications and Segment:**

BCPM Data Center Management with Information . . . . . 251

Vigilohm Range of Insulation Monitoring Devices. . . . . 251

**High Accuracy, Specialized Solutions - for MV/LV Distribution:**

PowerLogic™ ION9000T NEW . . . . . 254

PowerLogic™ ION9000. . . . . 254

PowerLogic™ ION 8800 / 8650. . . . . 254

PowerLogic™ ION7400 . . . . . 255

PowerLogic™ PM8000 Series Power Quality Analyser . . . . . 255

**High Accuracy, ComPact, Power Meters - for HV/MV/LV Distribution:**

PowerLogic™ PM5000 Series Power Meters . . . . . 257

Smart Demand Controller - EM7200 Series . . . . . 257

**High Accuracy, Specialized Solutions- for MV/LV Distribution:**

Easy Logic PM2000 Series . . . . . 259

**India's Most Trusted, Reliable and Accurate Multifunction Meters:**

Conzerv EM6400NG Series, The Next Generation Workhorse . . . . . 261

Hexa Series EM64XXH and PM1130H Meters . . . . . 261

Hexa Series LCD Range: OEM Specialized Applications . . . . . 262

**PowerTag - World's Smallest Energy Sensor:**

PowerTag for MCB. . . . . 264

PowerTag for MCCB . . . . . 264

Smartlink . . . . . 265

Communication Auxiliaries . . . . . 265

**DIN Rail Mount Meters - Accurate, Flexible Power Meters:**

PowerLogic™ PM3200 Series CI 0.5S Power Meters MV / LV Distribution . . . . . 268

PowerLogic™ iEM3000 Series Class Meters - LV Distribution . . . . . 268

iEM 33xx - CI1.0 , Direct current 125 A, Din Rail Meter . . . . . 268

Three phase CT Operated, Din Rail Meter / Direct Current-Three phase (upto 63A) . . . . . 268

Power  
Monitoring  
Products

**Ethernet Communication Gateways and Meters:**

Ethernet Communication Gateway Server / Converters ..... 271

Ethernet – TCP/IP Protocol Meters & Accessories ..... 271

Accessories for Power Monitoring **NEW** ..... 271

**Specialized Small Form Factor Meters - ELF:**

ELF32xx Series - VAF, Power & Energy Meters ..... 272

**LCD Display Energy Meter & VAF+PF Meter:**

EM1000 / EM1200 Series ..... 272

DM 6100 Series – VAF, PF Meters ..... 272

**CE compliance - Volt/Amp/ frequency meter:**

EasyLogic™ DM3000 / DM1000 ..... 273

**Just the Basics - Voltage / Ampere / Frequency Meters:**

Conzerv™ DM3000 / DM1000 ..... 273

Power  
Quality  
Products

**LV- Power Quality Products and Equipment:**

Can Type 440V Range ..... 278

Box Type 440V Range **NEW** ..... 279

Capacitor for Detuned filter Application 480V & 525V **NEW** ..... 280

Detuned Reactor 440V Range 5.7 % ,7% & 14 % ..... 284

Copper Wound Detuned Reactor 440V Range ..... 286

Selection of capacitor (kVAr & Voltage) for Detuned filter Application ..... 287

APFC Relays- Varlogic ..... 289

PowerLogic DVR 380/400/415 V, 50/60 Hz ..... 291

Harmonic Filtration Equipment- AccuSine ..... 294

Power Factor Correction Equipment- VarSet ..... 298

# One stop shop for all your electrical needs



 Flexible Payments

 Express Delivery

 Online Tech Support



Explore more at

[shop.schneider-electric.co.in](https://shop.schneider-electric.co.in)

Life Is On

**Schneider**  
Electric



# Green Premium™

An industry leading portfolio of offers delivering sustainable value



More than 75% of our product sales offer superior transparency on the material content, regulatory information and environmental impact of our products:

- RoHS compliance
- REACH substance information
- Industry leading # of PEP's\*
- Circularity instructions



Discover what we mean by green  
**Check your products!**

The Green Premium program stands for our commitment to deliver customer valued sustainable performance. It has been upgraded with recognized environmental claims and extended to cover all offers including Products, Services and Solutions.

#### CO2 and P&L impact through... Resource Performance

Green Premium brings improved resource efficiency throughout an asset's lifecycle. This includes efficient use of energy and natural resources, along with the minimization of CO<sub>2</sub> emissions.

#### Cost of ownership optimization through... Circular Performance

We're helping our customers optimize the total cost of ownership of their assets. To do this, we provide IoT-enabled solutions, as well as upgrade, repair, retrofit, and remanufacture services.

#### Peace of mind through... Well-being Performance

Green Premium products are RoHS and REACH compliant. We're going beyond regulatory compliance with step-by-step substitution of certain materials and substances from our products.

#### Improved sales through... Differentiation

Green Premium delivers strong value propositions through third-party labels and services. By collaborating with third-party organizations we can support our customers in meeting their sustainability goals such as green building certifications.



# Protect uptime and business continuity


From Preventive to Predictive Maintenance

## Minimize downtime, increase safety

Problems in electrical equipment continue to be one of the leading causes of fires in commercial and industrial properties.

The European Fire Academy (EFA) estimates that 25% of building fires are electrical in origin<sup>(1)</sup>, while 56% of industrial disasters in India are due to electrical faults.

## Wireless LV thermal monitoring solution



Schneider Electric LV switchboard Thermal Monitoring minimizes downtime and increases safety while reducing insurance premiums related to fire risks

Given such risks, keeping critical equipment up and running is a priority in buildings and facilities worldwide. The objectives are three-fold:

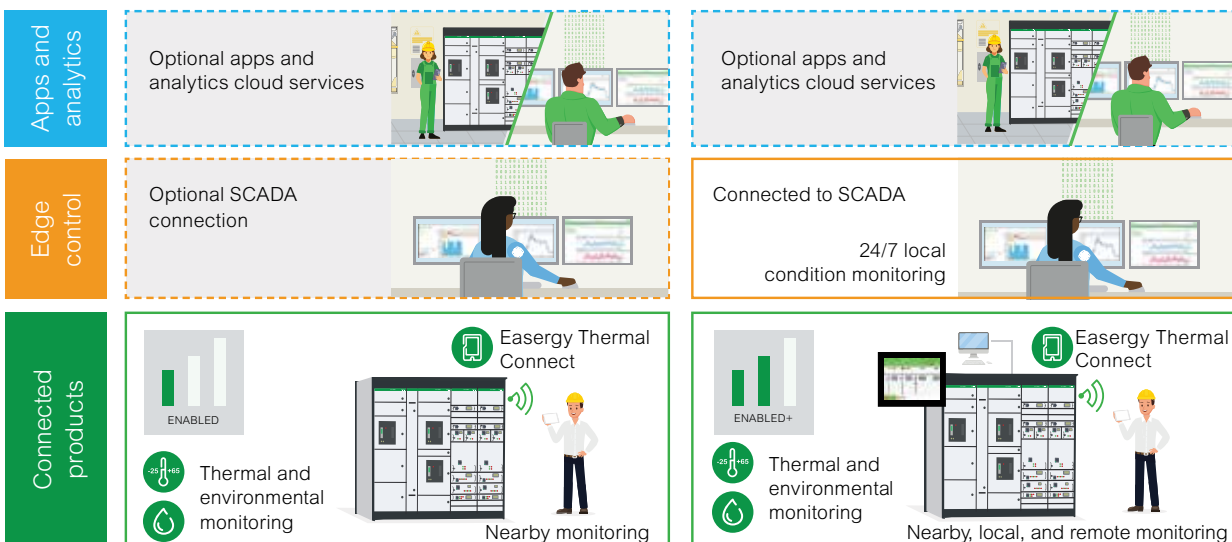
- **Maintain** operational uptime and business continuity
- **Reduce** operational expenses and total cost of ownership
- **Protect** building occupants and electrical distribution equipment

The Thermal Monitoring design combines a robust and proven architecture, standardized modules, and Schneider Electric devices. Permanently installed sensors on busbar connections, cable compartments, and breaker contacts provide continuous monitoring to perform predictive maintenance.

While IR inspections may miss critical conditions that happen between scheduled scans, Thermal Monitoring not only detects potential hazards but immediately sends alerts to operations and maintenance teams, allowing them to respond before any unsafe or damaging conditions occur.

(1) European Fire Academy

## Schneider Electric LV switchboard Thermal Monitoring with Scalable Connectivity

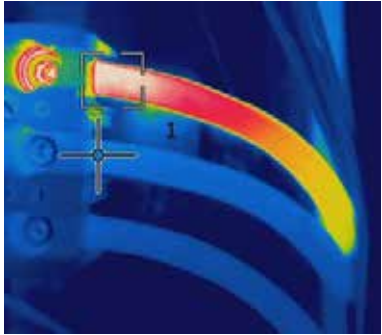


# Improve safety with early detection of cable overheating

Electrical fires can generate huge losses in commercial buildings from the loss of business continuity, business opportunity costs, assets, and production loss. These losses can be so significant that they can even destroy companies.

Mechanism	Frequency
Poor connections	Most ↓ Least
Arcing across a carbonized path	
Arcing in air	
Excessive thermal insulation	
Overload	
Ejection of hot particles	
Dielectric breakdown in solid or liquid insulators	
Miscellaneous phenomena	

Typical connection issues in LV electrical assemblies



A thermographic image of a cable connection on a MCCB showing how a loose connection causes the connection point and cable to overheat.

The equipment inside LV switchgear and panelboards is susceptible to a range of fire risks, as defined by the IEC 63054 standard. Of these risks, poor connections are the most frequent.



HeatTag™ smart insulation decomposition detection (IDD) device

Detection of abnormal heating Loose cable connections can contribute to thermal runaway. PowerLogic HeatTag sensors identify potential problems before they get out of control.

HeatTag is a Smart Sensor for Early Detection of Overheating wire connections or cables. HeatTag helps preventing electrical cabinets from being damaged, by analyzing gas and particles in the air and sending alerts before any smoke or insulator browning



PVC insulation material behavior with increasing temperature



## PowerLogic™ HeatTag

### Switchboard condition analysis:

- Analyzes gases and micro-particles emitted by overheating cable
- 3 level of alerts depending on severity
- Measures ambient temperature and hygrometry
- Provides switchboard air quality index

### Sensor self-diagnosis:

- Fan maintenance alert
- Sensor health alert

PowerLogic HeatTag helps prevent electrical cabinets from being damaged by analyzing airborne gas and particles and sending alerts before smoke appears or an electrical fire starts.

HeatTag is much more than a fire or smoke detector - it scientifically detects overheating in electrical installations before any damage is done.



EcoStruxure™ Facility Expert

# EcoStruxure™ Facility Expert

Designed to keep you in touch with your equipment

**Say goodbye** to paperwork, outdated files, conflicting information, missing documents, and unplanned maintenance.

**Say hello** to extended insights, easier maintenance, greater productivity and information at your fingertips.

Because now, your electrical system becomes your partner with a simple QR code.



## Collaborate and get things done!

- **Toss the papers!** Group user manuals, single-line drawings, photos, factory and site acceptance test reports, spare parts lists and more behind a simple QR code.
- **Get crucial data organized!** Free collaborative digital tool enables you to share information with your partners and team members.



## Simplify and manage maintenance activities

- **Ease the set up of preventive maintenance plans** with auto-generated maintenance templates.
- **Streamline maintenance and operation** by assigning tasks and centralizing maintenance schedules, logs and reports.
- Leverage your digital community to **solve issues quickly**.
- **Keep your installation healthy** and maximize its life.

### Scan and Download

For free access to EcoStruxure™ Facility Expert



### Scan to know more

About how EcoStruxure™ Facility Expert can help you manage your equipment better





# Product Selector

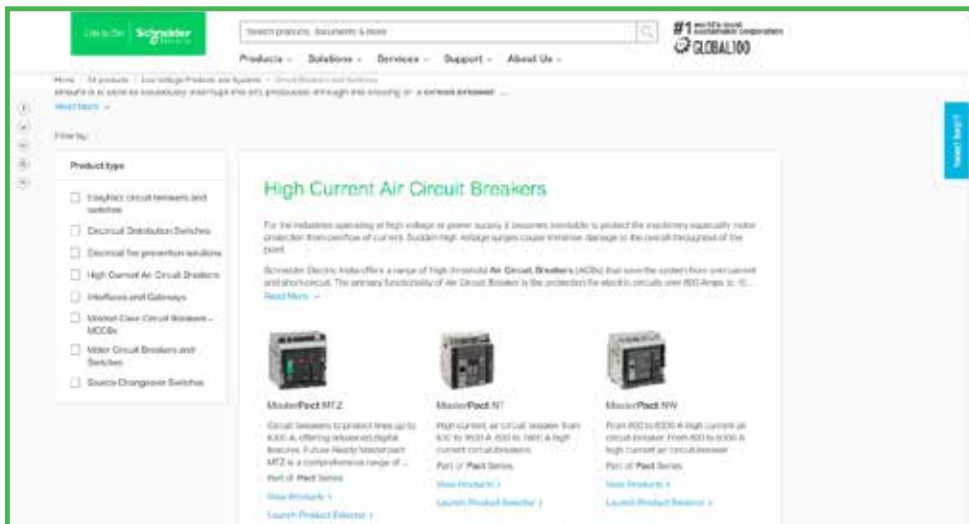
-Select Schneider products through digital tool

Product selector is an online software tool embedded in Schneider website or in distributor's website to help selecting the right product with its accessories. Product Selector aims at providing a fast, secure and smart way of selecting products. It includes the selection of the basic frame, control unit, accessories and Digital Modules. Compared with the traditional way of filling up order forms or specifying customer functions, it brings the following benefits:

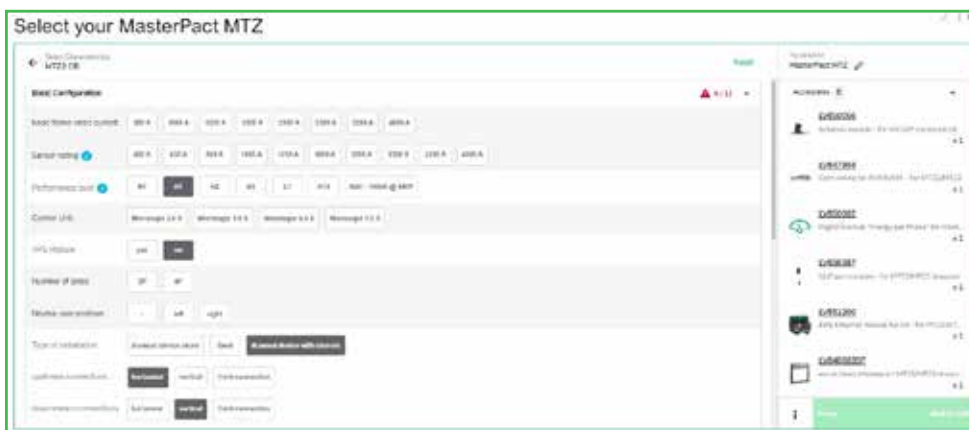
- Easy access:** no login, direct access on Schneider's website or on the website of distributor
- Reliable:** The compatibility between the main product and the accessories is constantly tested
- Wide coverage:** more than 130 Schneider ranges are available (MasterPact)

## Choose Products in simple steps:

1. Go to range page on se.com



2. Click on Launch Product Selector



# Future of Power Distribution



## MasterPact™ MTZ Circuit Breaker

**FUTURE READY**



### ...CONNECTIVITY **READY**

Stay connected and avoid downtime - The MasterPact MTZ app and EcoStruxure software conveniently bring energy data, circuit breaker control, and more directly to your smartphone.



### ...SUSTAINABILITY **READY**

Contribute to a better world - with Green Premium MasterPact MTZ circuit breakers you can enhance sustainability.



### ...PRECISION **READY**

Access new energy-saving capabilities - Acertified Class 1 power meter gives you precise power measurements for greater efficiency.




### ...ENVIRONMENT **READY**

Keep your electrical system online even in harsh environments - MasterPact MTZ circuit breakers give you proven reliability by going beyond standards.



### ...UPGRADE **READY**

Customize Micrologic X control unit anytime - Digital modules make it easy to upgrade and tailor your system.



### ...INTEGRATION **READY**

Simplify your switchboard operation - MasterPact MTZ circuit breakers are adaptable to different systems because of their digital capabilities.



### ...INSTALLATION **READY**

Streamline configuration and commissioning with EcoStruxure Power Commission tool.



Learn more about the future of power distribution, Click or Scan



# EasyPact™ CVS

Molded-case circuit breakers and  
switch-disconnectors from 16 to 630A



[se.com/in](http://se.com/in)

Life Is On

**Schneider**  
Electric

# EasyPact CVS

## Easy Choice for Quality and Value



- **EasyPact CVS** MCCBs upto 630A is the easy choice for all your most common electrical distribution applications
- Encapsulated double break roto technique ensures outstanding current limiting capability
- High electrical / mechanical endurance for enhanced service life
- Single accessory reference for different functions – on/off, trip and fault trip – improves shop floor efficiency
- Separate electrical fault indication for ease of fault diagnosis
- Class 2 front face, Locking in off position, Suitable for Isolation
- Only two frame sizes

### Range Details:

- Breaking capacity 25kA to 50kA,  $I_{cs} = 100\% I_{cu}$
- TMD, MA, Microprocessor trip units (LS<sub>0</sub>I protection 400 & 630A)
- Microprocessor trip units (LSIG protection 25A to 630A)
- 3P & 4P versions available
- Common accessories upto 630A



### With Thermal Magnetic Trip Unit (TMD)

- Range upto 100A
- 3P and 4P version available

Breaking Capacity as per IEC 60947-2	Rated Current	Three Pole Reference	Unit MRP [₹]	Four Pole Reference	Unit MRP [₹]
<b>EasyPact CVS 100 BS Overload Setting (I<sub>r</sub>) 0.8 - 1 x I<sub>n</sub></b>					
25kA*	20A	LV510931	7680	LV510951	12120
	25A	LV510932		LV510952	
	32A	LV510933		LV510953	10390
	40A	LV510934		LV510954	12120
	50A	LV510935		LV510955	
	63A	LV510936		LV510956	10390
	80A	LV510937		LV510957	
	100A	LV510938		LV510958	

## Accessories

Description	CVS100BS Reference	Unit MRP [₹]
<b>Auxiliary contacts (changeover) Multifunction</b>		
Auxiliary Switch 1 C/O	EZAUX10 <input checked="" type="checkbox"/>	1110
Alarm Switch 1 C/O	EZAUX01	
Alarm - Auxiliary Switch	EZAUX11 <input checked="" type="checkbox"/>	
<b>Spreaders</b>		
Spreaders *(Set Of 3) 3P	EZASPDR3P <input checked="" type="checkbox"/>	440
Spreaders *(Set Of 4) 4P	EZASPDR4P <input checked="" type="checkbox"/>	590
<b>Rotary Handle</b>		
Direct Rotary handle	EZAROTDS <input checked="" type="checkbox"/>	1565
Extended Rotary handle	EZAROTE	2310
<b>Shunt Release</b>		
<b>AC</b>		
100-130 V	EZASHT100AC	2370
200-277 V	EZASHT200AC <input checked="" type="checkbox"/>	
380-480 V	EZASHT380AC	
<b>DC</b>		
24 V	EZASHT024DC	2370
48 V	EZASHT048DC	

\* Ics = 17kA

For details on non standard references, technical parameters, accessories, compatibility, stockable and non stockable status please contact Customer Care

NORMAL STOCK ITEMS

W.E.F. January 25, 2022



• Ics = 100% Icu as per IEC 60947-2

Breaking Capacity as per IEC 60947-2	Rated Current	Three Pole Reference	Unit MRP [₹]	Four Pole Reference	Unit MRP [₹]		
<b>EasyPact CVS 100 to 630A Overload Setting (Ir) 0.7 - 1 x In</b>							
25kA	16A	LV510300 <input checked="" type="checkbox"/>	8180	LV510310	11320		
	25A	LV510301 <input checked="" type="checkbox"/>		LV510311 <input checked="" type="checkbox"/>			
	32A	LV510302 <input checked="" type="checkbox"/>		LV510312 <input checked="" type="checkbox"/>			
	40A	LV510303 <input checked="" type="checkbox"/>		LV510313 <input checked="" type="checkbox"/>			
	50A	LV510304 <input checked="" type="checkbox"/>		LV510314			
	63A	LV510305 <input checked="" type="checkbox"/>		LV510315 <input checked="" type="checkbox"/>			
	80A	LV510306 <input checked="" type="checkbox"/>		LV510316 <input checked="" type="checkbox"/>			
	100A	LV510307 <input checked="" type="checkbox"/>		LV510317 <input checked="" type="checkbox"/>			
	125A	LV516302 <input checked="" type="checkbox"/>		12040		LV516312 <input checked="" type="checkbox"/>	14600
	160A	LV516303 <input checked="" type="checkbox"/>		15710		LV516313 <input checked="" type="checkbox"/>	18650
200A	LV525302 <input checked="" type="checkbox"/>	20810	LV525312	25760			
<b>Breaking Capacity as per IEC 60947-2</b>	<b>Rated Current</b>	<b>Three Pole Reference</b>	<b>Unit MRP [₹]</b>	<b>Four Pole Reference</b>	<b>Unit MRP [₹]</b>		
25kA	250A	LV525303 <input checked="" type="checkbox"/>	24230	LV525313	29500		

Breaking Capacity as per IEC 60947-2	Rated Current	Three Pole Reference	Unit MRP [₹]	Four Pole Reference	Unit MRP [₹]		
<b>EasyPact CVS 100 to 630A Overload Setting (Ir) 0.7 - 1 x In</b>							
36kA	16A	LV510330 <input checked="" type="checkbox"/>	11140	LV510340	13910		
	25A	LV510331 <input checked="" type="checkbox"/>		LV510341			
	32A	LV510332 <input checked="" type="checkbox"/>		LV510342 <input checked="" type="checkbox"/>			
	40A	LV510333 <input checked="" type="checkbox"/>		LV510343 <input checked="" type="checkbox"/>			
	50A	LV510334 <input checked="" type="checkbox"/>		LV510344			
	63A	LV510335 <input checked="" type="checkbox"/>		LV510345 <input checked="" type="checkbox"/>			
	80A	LV510336 <input checked="" type="checkbox"/>		LV510346			
	100A	LV510337 <input checked="" type="checkbox"/>		LV510347 <input checked="" type="checkbox"/>			
	125A	LV516332 <input checked="" type="checkbox"/>		12380		LV516342	15290
	160A	LV516333 <input checked="" type="checkbox"/>		16390		LV516343	19420
200A	LV525332	23600	LV525342 <input checked="" type="checkbox"/>	29110			
<b>Breaking Capacity as per IEC 60947-2</b>	<b>Rated Current</b>	<b>Three Pole Reference</b>	<b>Unit MRP [₹]</b>	<b>Four Pole Reference</b>	<b>Unit MRP [₹]</b>		
36kA	250A	LV525333	26180	LV525343 <input checked="" type="checkbox"/>	32250		
	320A	LV540305	33730	LV540308 <input checked="" type="checkbox"/>	41850		
	400A	LV540306	33920	LV540309 <input checked="" type="checkbox"/>	42210		
	500A	LV563305 <input checked="" type="checkbox"/>	38640	LV563308 <input checked="" type="checkbox"/>	48700		
	630A**	LV563306 <input checked="" type="checkbox"/>	43780	LV563309 <input checked="" type="checkbox"/>	53450		

Breaking Capacity as per IEC 60947-2	Rated Current	Three Pole Reference	Unit MRP [₹]	Four Pole Reference	Unit MRP [₹]		
50kA	16A	LV510470 <input checked="" type="checkbox"/>	15120	LV510480	18590		
	25A	LV510471		LV510481			
	32A	LV510472 <input checked="" type="checkbox"/>		LV510482 <input checked="" type="checkbox"/>			
	40A	LV510473		LV510483			
	50A	LV510474		LV510484			
	63A	LV510475 <input checked="" type="checkbox"/>		LV510485 <input checked="" type="checkbox"/>			
	80A	LV510476 <input checked="" type="checkbox"/>		LV510486			
	100A	LV510477 <input checked="" type="checkbox"/>		LV510487 <input checked="" type="checkbox"/>			
	125A	LV516462 <input checked="" type="checkbox"/>		19660		LV516467	21520
	160A	LV516463 <input checked="" type="checkbox"/>		21280		LV516468	25330
200A	LV525452	27540	LV525457 <input checked="" type="checkbox"/>	34600			
<b>Breaking Capacity as per IEC 60947-2</b>	<b>Rated Current</b>	<b>Three Pole Reference</b>	<b>Unit MRP [₹]</b>	<b>Four Pole Reference</b>	<b>Unit MRP [₹]</b>		
50kA	250A	LV525453	29600	LV525458 <input checked="" type="checkbox"/>	36480		
	320A	LV540315 <input checked="" type="checkbox"/>	36710	LV540318	45170		
	400A	LV540316 <input checked="" type="checkbox"/>	36990	LV540319 <input checked="" type="checkbox"/>	46000		
	500A	LV563315 <input checked="" type="checkbox"/>	42880	LV563318	53850		
	630A**	LV563316 <input checked="" type="checkbox"/>	45740	LV563319 <input checked="" type="checkbox"/>	57310		

**Note:**

\*\* 630A @ 30°C & 600A @ 40°C for TMD630A MCCB

For Details on stockable and non-stockable status, technical parameter, please Contact Customer Care Centre

NORMAL STOCK ITEMS

W.E.F. January 25, 2022

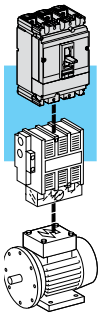


## EasyPact CVS 400 to 630A With Electronic Trip Unit ETS2.3

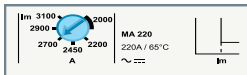
- Ics = 100% Icu as per IEC 60947-2
- Suitable for Isolation
- Adjustable Overload from 0.4 to 1 x In
- Adjustable Short Circuit from 1.4 to 10 x Ir
- Adjustable Neutral Protection - N, N/2, OFF for 4 Pole MCCB
- Inbuilt Thermal Memory

Breaking Capacity Ics as per IEC 60947-2	Rated Current	Three Pole Reference	Unit MRP [₹]	Four Pole Reference	Unit MRP [₹]
<b>EasyPact CVS 400 to 630A</b>					
36 kA	400A	LV540505 <input checked="" type="checkbox"/>	40980	LV540506 <input checked="" type="checkbox"/>	51060
	630A	LV563505 <input checked="" type="checkbox"/>	45040	LV563506 <input checked="" type="checkbox"/>	59770
50 kA	400A	LV540510 <input checked="" type="checkbox"/>	44980	LV540511 <input checked="" type="checkbox"/>	58230
	630A	LV563510 <input checked="" type="checkbox"/>	48970	LV563511 <input checked="" type="checkbox"/>	64050

## Circuit Breakers for Motor Protection Breaking Capacity 50kA, Ics=100%Icu



Current Rating	Magnetic setting	2.5	6.3	12.5	25	50	100	150	220	320	500	
CVS 100	Im = In x ...	6....14 x In										
CVS 160/250								9....14 x In				
CVS 400										6....13 x In		
CVS 630											6....13 x In	



<b>Frame 1</b>	<b>2.5 to 220A</b>
<b>Frame 2</b>	<b>320 to 500A</b>

## With Magnetic Trip Unit MA Type

Breaking Capacity Ics as per IEC 60947-2	Rated Current	Three Pole Reference	Unit MRP [₹]
50kA	2.5A	LV510450	11180
	6.3A	LV510451	
	12.5A	LV510452 <input checked="" type="checkbox"/>	12150
	25A	LV510453 <input checked="" type="checkbox"/>	16160
	50A	LV510454 <input checked="" type="checkbox"/>	16400
	100A	LV510455 <input checked="" type="checkbox"/>	16670
	150A	LV516451 <input checked="" type="checkbox"/>	21100
50kA	220A	LV525442 <input checked="" type="checkbox"/>	22250
	320A	LV540552 <input checked="" type="checkbox"/>	33320
	500A	LV563552	41240

For details on non standard references, technical parameters, accessories, compatibility, stockable and non stockable status please contact Customer Care

NORMAL STOCK ITEMS

W.E.F. January 25, 2022



### EasyPact CVS with built-in LSIG Electronic trip unit ETS 6

- Rated Current, In (A) – 25, 40, 100, 160, 250, 400, 630
- Breaking capacity (Icu=Ics) (kA) at 415V – 25 (only up to 250A), 36, 50
- 3 Pole and 4 pole versions.
- Built-in  $\mu$ P based trip unit having protection functions LSIG.  
Variable current setting for L,S,I and G and variable time delay setting for L,S and G.
- Neutral O/L protection possible with 3P MCCB (with External Neutral CT) and 4P MCCB
- Last Fault trip history on LCD screen of MCCB i.e Faulty phase, Type of Fault and interrupted current.

### With ETS 6 Electronic trip unit (built in LSIG protection)

Breaking Capacity Icu as per IEC 60947-2	Rated Current	Three Pole Reference	Unit MRP [₹]	Four Pole Reference	Unit MRP [₹]
25kA	25A	LV510600	32040	LV510610	37185
	40A	LV510608		LV510618	
	100A	LV510609		LV510619	
	160A	LV516600	36810	LV516610	45630
Breaking Capacity Icu as per IEC 60947-2	Rated Current	Three Pole Reference	Unit MRP [₹]	Four Pole Reference	Unit MRP [₹]
25kA	250A	LV525600	43450	LV525610	53405
36kA	25A	LV510620	33390	LV510630	38765
	40A	LV510628		LV510638	
	100A	LV510629		LV510639	
	160A	LV516620	38145	LV516630	47310
Breaking Capacity Icu as per IEC 60947-2	Rated Current	Three Pole Reference	Unit MRP [₹]	Four Pole Reference	Unit MRP [₹]
36kA	250A	LV525620	45995	LV525630	56640
	400A	LV540620	54935	LV540630	63630
	630A	LV563620	60135	LV563630	73335
50kA	25A	LV510640	36540	LV510650	43570
	40A	LV510648		LV510658	
	100A	LV510649		LV510659	
	160A	LV516640	43870	LV516650	52290
50kA	250A	LV525640	48185	LV525650	58330
	400A	LV540640	57660	LV540650	68825
	630A	LV563640	63830	LV563650	82415

## Easy-Pact CVS Switch Disconnecter Version



- Suitable for Isolation with positive contact indication as defined by standard IEC 60947-3.
- Compliance to utilization categories AC22A or AC23A
- Self protected due to high magnetic-set release
- Two frame sizes upto 630A
- Available in fixed version.
- Common Accessories as that of **EasyPact CVS** circuit breaker

Rated Current	Three Pole Reference	Unit MRP [₹]	Four Pole Reference	Unit MRP [₹]
100A	LV510425	8100	LV510426	10260
160A	LV516425	9660	LV516426	12150
Rated Current	Three Pole Reference	Unit MRP [₹]	Four Pole Reference	Unit MRP [₹]
250A	LV525425	20240	LV525426	26950
400A	LV540400	29670	LV540401	37760
630A	LV563400	33730	LV563401	45360

For details on non standard references, technical parameters, accessories, compatibility, stockable and non stockable status please contact Customer Care

NORMAL STOCK ITEMS

W.E.F. January 25, 2022



Indication contacts



Voltage Release



Padlocking accessory



Direct Rotary Handle



Extended Rotary Handle

## Accessories for EasyPact CVS 100 - 630A

### Auxiliary Contacts (Changeover) Multifunction

Description	Reference	Unit MRP [₹]
OF or SD or SDE or SDV	29450 <input checked="" type="checkbox"/>	1050
OF or SD or SDE or SDV low level	29452	1220
SDE adapter for trip unit TM or MA or ETS 2.3 \$\$	LV429451 <input checked="" type="checkbox"/>	895

\$\$: To be considered alongwith SDE contact for MCCB with TMD/ETS 2.3/MA Trip Unit

### Voltage Releases

Description	Shunt Release Reference	Unit MRP [₹]	Undervoltage Reference	Unit MRP [₹]
<b>AC</b>				
24 V 50/60 Hz	LV429384 <input checked="" type="checkbox"/>	3020	LV429404	3695
48 V 50/60 Hz	LV429385		LV429405	
110-130 V 50/60 Hz	LV429386 <input checked="" type="checkbox"/>		LV429406 <input checked="" type="checkbox"/>	
220-240 V 50/60 Hz	LV429387 <input checked="" type="checkbox"/>		LV429407 <input checked="" type="checkbox"/>	
380-415 V 50 Hz	LV429388 <input checked="" type="checkbox"/>		LV429408 <input checked="" type="checkbox"/>	
525 V 50 Hz	LV429389		LV429409	4320
<b>DC</b>				
12 V	LV429382	3020	LV429402	3695
24 V	LV429390 <input checked="" type="checkbox"/>		LV429410 <input checked="" type="checkbox"/>	
30 V	LV429391		LV429411	
48 V	LV429392		LV429412	3695
60 V	LV429383	3450	LV429403	4320
125 V	LV429393	3020	LV429413	3695
250 V	LV429394		LV429414	

### Rotary Handles

Description	100/160/250A Reference	Unit MRP [₹]	400/630A Reference	Unit MRP [₹]
<b>Direct rotary handle</b>				
Standard black handle	LV429337 <input checked="" type="checkbox"/>	1470	LV432597 <input checked="" type="checkbox"/>	2205
<b>Extended rotary handle</b>				
Standard extended rotary handle	LV429338_IN <input checked="" type="checkbox"/>	2030	LV432598_IN <input checked="" type="checkbox"/>	3600

### Installation Accessories

Description	100/160/250A Reference	Unit MRP [₹]	400/630A Reference	Unit MRP [₹]
<b>Spreaders &amp; Phase Barriers</b>				
Spreaders (Set of 3) 3P	LV431563 <input checked="" type="checkbox"/>	710	32492 <input checked="" type="checkbox"/>	1590
Spreaders (Set of 4) 4P	LV431564 <input checked="" type="checkbox"/>	940	32493 <input checked="" type="checkbox"/>	2030
Phase Barriers (Set of 6)	*		LV432570 <input checked="" type="checkbox"/>	950
<b>Interlocking</b>				
For Breaker with Rotary Handle	LV429369	10905	LV432621	13730
For Breaker with Toggle	LV429354	13060	LV432614	
Mechanical Interlocking with Base Plate	29349**	-	32609**	-
<b>Locking of Rotary Handle</b>				
Locking Device	LV429344 <input checked="" type="checkbox"/>	700	LV432604 <input checked="" type="checkbox"/>	950
Ronis Keylock (1 Lock + 1 Key set)	41940 <input checked="" type="checkbox"/>	4770	41940 <input checked="" type="checkbox"/>	4770
Ronis Keylock (2 Locks + 1 Key set)	41950 <input checked="" type="checkbox"/>	8835	41950 <input checked="" type="checkbox"/>	8835
Profalux Keylock (1 Lock + 1 Key set)	42888	8050	42888	8050
Profalux Keylock (2 Locks + 1 Key set)	42878	9185	42878	9185

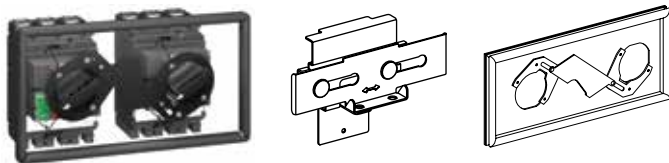
\* supplied as standard with spreaders

\*\* Mechanical Interlocking with Base Plate to be ordered with Safety trip interlock (LV429270 for 29349 and LV432520 for 32609)

For details on non standard references, technical parameters, accessories, compatibility, stockable and non stockable status please contact Customer Care

NORMAL STOCK ITEMS

W.E.F. January 25, 2022



## Accessories for CVS 100 - 630A

### Manual Source change-over systems

- An additional accessory interlocks two devices with rotary handles to create a source changeover system. Closing of one device is possible only if the second is open.
- This function is compatible with direct or extended rotary handles.
- Up to three padlocks can be used to lock in the OFF or ON position.

Description	Reference	Unit MRP [₹]
<b>Mechanical interlocking for circuit breakers</b>		
With toggles 100A to 250A	LV429354	13060
With rotary handles 100A -250A	LV429369	10905
With toggles 400A to 630A	LV432614	13730
With rotary handles 400A to 630A	LV432621	

### Accessories for ETS 6 Trip unit

Description	CVS100/160/250 Reference number	Rating	Unit MRP [₹]	CVS400/630 Reference number	Rating	Unit MRP [₹]
External neutral CT for 3 pole breaker with ETS6	LV429521	25 - 100 A	14110	LV432575	400 - 630 A	20390
	LV430563	150 - 250 A	21295			
Description				CVS 100 to 630 Reference number		Unit MRP [₹]
Pocket Battery For MCCB With ETS 6				LV434206		15550
24 VDC Terminal Block For MCCB With ETS 6				LV434210		4070

For details on non standard references, technical parameters, accessories, compatibility, stockable and non stockable status please contact Customer Care

NORMAL STOCK ITEMS

W.E.F. January 25, 2022

# ComPacT NSX & NSXm

Molded-Case Circuit Breakers  
And Switch-Disconnectors  
From 16 To 630 A - Up To 690 V



# ComPact NSXm & NSX

Schneider Electric is proud to introduce the new generation of ComPact MCCBs. These breakers talk to you, wherever you are, in all transparency. New design complements new wireless connectivity capabilities with our latest wireless auxiliary contact.

New

## ComPact Design



### New signature design

- Schneider Electric green signature style for the entire ComPact range
- Estimated 40% reduction of wiring time for panel builders
- Experience easier installation thanks to a new ergonomic front-plate design
- Gain the confidence that all auxiliaries are on the right spot, and simply double check that you have the right coil rating
- Ergonomic new toggle for easier breaker manual operation

New

## Wireless Auxiliary Contact



### Wireless breaker status

- Plug & play technology for clear connection status (0 or 1, no half-way wired)
- Placed in the same position as the wired version, its LED light will give you direct indication in case of a tripping
- If you are away, your ComPact will send you an immediate notification via EcoStruxure Facility Expert for instance
- Wireless auxiliary accelerates overall wiring time: status communication is done very simply and commissioned wirelessly
- Communication architecture is fully EcoStruxure Power validated, with any application

### Ready to meet the new face of ComPact?



Meet the new generation of ComPact™ circuit breakers with semi-transparent faceplate, screwless auxiliaries and remote monitoring features.

Learn about the benefits of the ComPact range here:  
[se.com/compact-nsx](https://se.com/compact-nsx)

# ComPact NSXm & NSX

Contribute to a better world. Enhance sustainability with ComPact range

Achieve Green Building certification with Green Premium ecolabel

In compliance with ISO 14025 PEP ecopassport program, we publish a comprehensive Life Cycle Analysis of our product, providing the environmental data you need to achieve Green Building certifications.

For example, ComPact NSX & NSXm contribute to 3 LEED™ points in the Building Product Disclosure and Optimization section:

- Environmental Product Declaration
- Material Ingredients



ComPact NSX range is now enriched with the new ComPact NSXm, designed according to the EcoDesign Way™ by Schneider. It now features new space saving frame size for reduced resource consumption, and more.



## New Packaging

- The ComPact range comes in plastic-less packaging: not only to reduce our carbon footprint, but it also means less waste in the workshop
- Simplified instruction sheets included in all packaging
- 100% recycled carton
- Scan QR codes for access to digital documentation
- This product is REACH and RoHS compliant

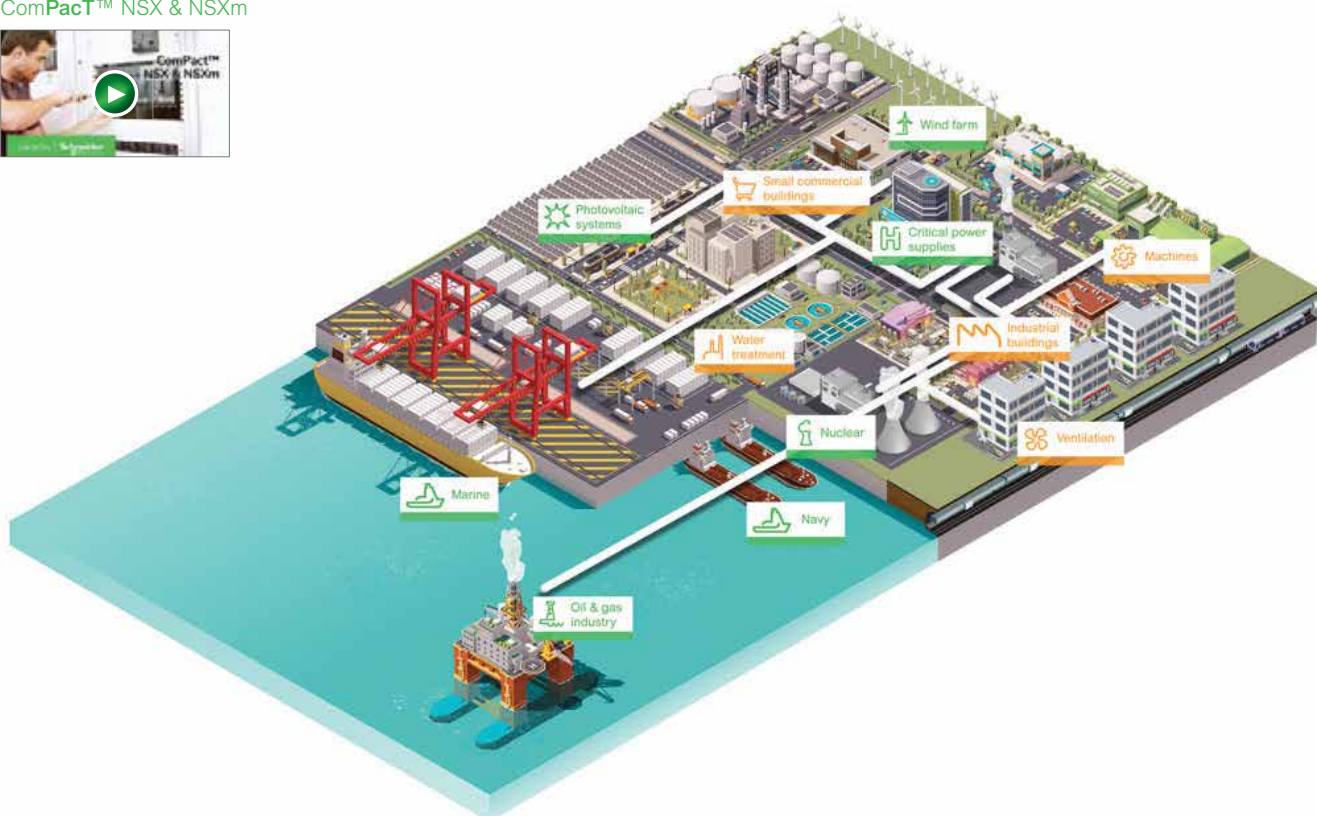




# ComPact NSXm & NSX Application Overview

The ComPact NSX and NSXm circuit breakers and switch-disconnectors are the best choice for all standards and specific applications.

## ComPacT™ NSX & NSXm



> ComPacT INS/INV [a]



LVPED213024EN

> FuPacT [a]



LVPED216031EN

> Substitution and Technical Guide  
ComPacT NSX High Performances [b]



LVPED508025EN

> ComPacT NSX, ComPacT INS/INV,  
MasterPacT NW DC - DC PV - DC EP [c]



LVPED221002EN

> Transfer PacT  
(Source-changeover systems) [d]



LVPED216028EN

> Complementary technical information



LVPED318033EN

# ComPact NSXm & NSX

## New generation, simpler commercial references

### New meaningful references to make your life easier

We understand any change in commercial references will be an adjustment, but in the long run we believe this change is needed, and will make your life easier.

Type (1)	Frame rating (2)	Breaking capacity (1)	Num Poles (2)	Trip Unit (2)	Trip Unit Ratings (3)	Suffix (1)
NSX = C	100m = 11	16kA = E	1P = 1	TMD = TM	16 = 016	EverLink = L
NSXm = C	160m = 12	25kA = B	2P = 2	MA = MA	20 = 020	Busbar = B
	100 = 10	36kA = F	3P3D = 3	TMG = MG	25 = 025	Fixed = F
	160 = 16	50kA = N	4P4D = 4	1.3 M = 1M	30 = 030	DC = D
	250 = 25	70kA = H	3P2D = 5	2.2 = 2D	40 = 040	Switch = S
	400 = 40	100kA = S	4P3D = 6	2.3 = 2D	50 = 050	DC PV = DP
	630 = 63	150kA = L		4.1 = 4V	63 = 063	
		...		4.2 = 4V	80 = 080	Acc with ID
				...	100 = 100	change = T
					...	

For instance LV429630 will become C10F3TM100  
ComPact Breaker NSX100F 36kA AC 3P3D 100A TMD

### Scan QR code for breaker updates

Each breaker is equipped with a QR code that allows you to get the latest information on your breaker.





### NSXm Thermal Magnetic Trip Unit (TMD)

- Ics = 100% Icu as per IEC 60947-2
- Adjustable thermal setting 0.7 to 1 x In
- Fixed magnetic settings
- Single frame size upto 160A
- 5 breaking capacities from 16kA to 70kA
- With compression lug connectors
- All the circuit breakers have a transparent lead-sealable cover

Breaking Capacity Icu as per IEC 60947-2	Rated Current	Three Pole Reference	Unit MRP [₹]	Four Pole Reference	Unit MRP [₹]
16kA	16A	C11E3TM016B	10110	C11E6TM016B	14460
	25A	C11E3TM025B	10110	C11E6TM025B	14460
	32A	C11E3TM032B	10110	C11E6TM032B	14460
	40A	C11E3TM040B	10110	C11E6TM040B	14460
	50A	C11E3TM050B	10110	C11E6TM050B	14460
	63A	C11E3TM063B	10110	C11E6TM063B	14460
	80A	C11E3TM080B	10110	C11E6TM080B	14460
	100A	C11E3TM100B	10110	C11E6TM100B	14460
	125A	C12E3TM125B	17840	C12E6TM125B	22040
	160A	C12E3TM160B	19450	C12E6TM160B	24130
25kA	16A	C11B3TM016B	10820	C11B6TM016B	15630
	25A	C11B3TM025B	10820	C11B6TM025B	15630
	32A	C11B3TM032B	10820	C11B6TM032B	15630
	40A	C11B3TM040B	10820	C11B6TM040B	15630
	50A	C11B3TM050B	10820	C11B6TM050B	15630
	63A	C11B3TM063B	10820	C11B6TM063B	15630
	80A	C11B3TM080B	10820	C11B6TM080B	15630
	100A	C11B3TM100B	10820	C11B6TM100B	15630
	125A	C12B3TM125B	18890	C12B6TM125B	23150
	160A	C12B3TM160B	21880	C12B6TM160B	27270
36kA	16A	C11F3TM016B	13890	C11F6TM016B	17800
	25A	C11F3TM025B	13890	C11F6TM025B	17800
	32A	C11F3TM032B	13890	C11F6TM032B	17800
	40A	C11F3TM040B	13890	C11F6TM040B	17800
	50A	C11F3TM050B	13890	C11F6TM050B	17800
	63A	C11F3TM063B	13890	C11F6TM063B	17800
	80A	C11F3TM080B	13890	C11F6TM080B	17800
	100A	C11F3TM100B	13890	C11F6TM100B	17800
	125A	C12F3TM125B	20500	C12F6TM125B	25470
	160A	C12F3TM160B	22670	C12F6TM160B	28180
50kA	16A	C11N3TM016B	17750	C11N6TM016B	22210
	25A	C11N3TM025B	17750	C11N6TM025B	22210
	32A	C11N3TM032B	17750	C11N6TM032B	22210
	40A	C11N3TM040B	17750	C11N6TM040B	22210
	50A	C11N3TM050B	17750	C11N6TM050B	22210
	63A	C11N3TM063B	17750	C11N6TM063B	22210
	80A	C11N3TM080B	17750	C11N6TM080B	22210
	100A	C11N3TM100B	17750	C11N6TM100B	22210
	125A	C12N3TM125B	24740	C12N6TM125B	29660
	160A	C12N3TM160B	26850	C12N6TM160B	32620
70kA	16A	C11H3TM016B	21780	C11H6TM016B	27310
	25A	C11H3TM025B	21780	C11H6TM025B	27310
	32A	C11H3TM032B	21780	C11H6TM032B	27310
	40A	C11H3TM040B	21780	C11H6TM040B	27310
	50A	C11H3TM050B	21780	C11H6TM050B	27310
	63A	C11H3TM063B	21780	C11H6TM063B	27310
	80A	C11H3TM080B	21780	C11H6TM080B	27310
	100A	C11H3TM100B	21780	C11H6TM100B	27310
	125A	C12H3TM125B	40600	C12H6TM125B	43360
	160A	C12H3TM160B	41400	C12H6TM160B	44240

**Note:** For Everlink type NSXm MCCBs add prices of LV426970 (3Pole) or LV426971(4Pole) -2 Sets in above MCCBs

For details on stockable and non stockable status, technical parameter, please contact Customer Care Centre

NORMAL STOCK ITEMS

W.E.F. January 25, 2022



## NSXm integrated Earth Leakage protection (MicroLogic Vigi 4.1 Trip Unit)

- Standard protection of distribution cables
- Earth leakage protection
- Indication of:
  - Overload alarming (via LEDs and via SDx module)
  - Overload tripping (via the SDx module)
- Earth leakage alarming (via the SDx module)
- Earth leakage tripping (via front face screen and the SDx module).

Breaking Capacity Icu as per IEC 60947-2	Rated Current	Three Pole Reference	Unit MRP [₹]	Four Pole Reference	Unit MRP [₹]
16kA	25A	C11E34V025B	34130	C11E44V025B	38120
	50A	C11E34V050B		C11E44V050B	
	100A	C11E34V100B		C11E44V100B	
	160A	C12E34V160B		C12E44V160B	
25kA	25A	C11B34V025B	35900	C11B44V025B	40170
	50A	C11B34V050B		C11B44V050B	
	100A	C11B34V100B		C11B44V100B	
	160A	C12B34V160B		C12B44V160B	
36kA	25A	C11F34V025B	37820	C11F44V025B	43410
	50A	C11F34V050B		C11F44V050B	
	100A	C11F34V100B		C11F44V100B	
	160A	C12F34V160B		C12F44V160B	
50kA	25A	C11N34V025B	41190	C11N44V025B	46790
	50A	C11N34V050B		C11N44V050B	
	100A	C11N34V100B		C11N44V100B	
	160A	C12N34V160B		C12N44V160B	
70kA	25A	C11H34V025B	45600	C11H44V025B	52370
	50A	C11H34V050B		C11H44V050B	
	100A	C11H34V100B		C11H44V100B	
	160A	C12H34V160B		C12H44V160B	

For details on non standard references, technical parameters, accessories, compatibility, stockable and non stockable status please contact Customer Care

NORMAL STOCK ITEMS

W.E.F. January 25, 2022



- Suitability for isolation as defined by standard IEC 60947-3
- Self protected by their high-set magnetic release
- Single frame size upto 160A

## ComPact NSXm NA switch-disconnector

### With Compression Lug connectors

Rated Current	Three Pole Reference	Unit MRP [₹]	Four Pole Reference	Unit MRP [₹]
50A	C113050BS	12090	C114050BS	17880
100A	C113100BS		C114100BS	
160A	C123160BS	24730	C124160BS	32990

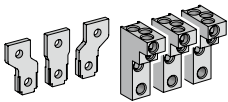
## ComPact NSXm NA switch-disconnector

### With EverLink™ connectors

Rated Current	Three Pole Reference	Unit MRP [₹]	Four Pole Reference	Unit MRP [₹]
50A	C113050LS	12700	C114050LS	18790
100A	C113100LS		C114100LS	
160A	C123160LS	26000	C124160LS	34680

## Accessories for ComPact NSXm

### 16A to 160A



Terminal spreaders



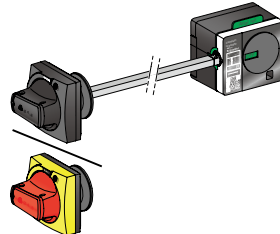
OF or SD auxiliary contact standard



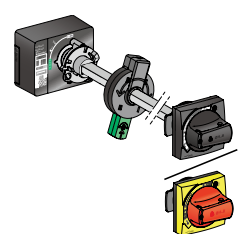
MN or MX voltage releases standard



Direct rotary handle



Side Rotary handle



Extended rotary handle

## NSXm Accessories

### Auxiliary contacts (changeover)

Description	Reference	Unit MRP [₹]
Standard OF or SD	LV426950	1080

### Rotary Handles

Description	Reference	Unit MRP [₹]
<b>Direct rotary handle</b>		
Standard black handle	LV426930/ LV426930T	1385

### Extended rotary handle

Standard extended rotary black handle	LV426932/ LV426932T	2200
---------------------------------------	------------------------	------

### Side rotary handle

Standard side rotary black handle	LV426935/ LV426935T	3520
-----------------------------------	------------------------	------

### Spreader Links

Description	Reference	Unit MRP [₹]
-------------	-----------	--------------

### Spreaders & Phase Barriers

Spreaders (Set of 3) 3P	LV426940	810
Spreaders (Set of 4) 4P	LV426941	1100

### Everlink Accessories

Description	Reference	Unit MRP [₹]
-------------	-----------	--------------

### Everlink Connectors

EverLink connector with control wire terminal for 3P (Set of 3)	LV426970	990
EverLink connector with control wire terminal for 4P (Set of 4)	LV426971	1290

### Voltage Releases

Description	Shunt Release Reference	Unit MRP [₹]	Under Voltage Reference	Unit MRP [₹]
<b>AC</b>				
24 V 50/60 Hz	LV426841	2565	LV426801	3630
48 V 50/60 Hz	LV426842	3100	LV426802	3335
110-130 V 50/60 Hz	LV426843	2565	LV426803	
220-240 V 50/60 Hz	LV426844	2690	LV426804	
380-415 V 50 Hz	LV426846	2565	LV426806	
<b>DC</b>				
24 V	LV426841	2565	LV426801	3630
48 V	LV426842	3100	LV426802	3335
125 V	LV426843	2565	LV426803	
250 V	LV426844	2690	LV426815	4030

For details on stockable and non stockable status, technical parameter, please contact Customer Care Centre

NORMAL STOCK ITEMS

W.E.F. January 25, 2022

GV4LE



- IEC/EN 60947-1, IEC/EN 60947-2, CCC, EAC
- Can be used with class 5, 10 or 20 relay
- Short Circuit Protection with an adjustable pick-up  $I_i = 6$  to 14 In.
- From 0.25 - 55kW

Magnetic Toggle Control

Motor Power AC-3 (400/415V AC)		In	Magnetic Setting Range	25kA Breaking Capacity		50kA Breaking Capacity		100kA Breaking Capacity	
kW	HP	(A)	A	Reference	Unit MRP [₹]	Reference	Unit MRP [₹]	Reference	Unit MRP [₹]
0.25..0.75	0.3..1	2	12..28	-	-	GV4LE02N6	12420	GV4LE02S6	15870
0.55..1.5	0.7..2	3.5	21..49	-	-	GV4LE03N6		GV4LE03S6	
1.5..3	2..4	7	42..96	-	-	GV4LE07N6		GV4LE07S6	
3..5.5	4..7.5	12.5	75..175	-	-	GV4LE12N6	15525	GV4LE12S6	18975
5.5..11	7.5..14	25	150..350	GV4LE25B6	On Request	GV4LE25N6		GV4LE25S6	
11..22	15..30	50	300..700	GV4LE50B6		GV4LE50N6		GV4LE50S6	
18.5..37	25..50	80	480..1120	GV4LE80B6		GV4LE80N6	GV4LE80S6		
30..55	40..75	115	690..1610	GV4LE115B6		GV4LE115N6	GV4LE115S6		

**Note:** For Everlink termination please order after removing the 6 at the end Eg. GV4LE115N

GV4PE



- IEC/EN 60947-1, IEC/EN 60947-2, IEC/EN 60947-4-1, UL 60497-4-1, CCC, EAC, CSA
- Overload or thermal protection
- Short time delay protection
- Short circuit protection
- Fixed Ground fault protection
- Phase unbalance or phase loss
- Front indications through LED
- Variable Trip class : Trip Class 10/ Trip Class 20

Thermal Magnetic Protection Toggle Control

Motor Power AC-3 (400/415V AC)		In	Magnetic Setting Range	25kA Breaking Capacity		50kA Breaking Capacity		100kA Breaking Capacity	
kW	HP	(A)	A	Reference	Unit MRP [₹]	Reference	Unit MRP [₹]	Reference	Unit MRP [₹]
0.25..0.75	0.3..1	2	0.8..2	-	-	GV4PE02N6	17020	GV4PE02S6	18400
0.55..1.5	0.7..2	3.5	1.4..3.5	-	-	GV4PE03N6		GV4PE03S6	
1.5..3	2..4	7	2.9..7	-	-	GV4PE07N6		GV4PE07S6	
3..5.5	4..7.5	12.5	5..12.5	-	-	GV4PE12N6	20125	GV4PE12S6	21275
5.5..11	7.5..14	25	10..25	GV4PE25B6	On Request	GV4PE25N6		GV4PE25S6	
11..22	15..30	50	20..50	GV4PE50B6		GV4PE50N6		GV4PE50S6	
18.5..37	25..50	80	40..80	GV4PE80B6		GV4PE80N6	GV4PE80S6		
30..55	40..75	115	65..115	GV4PE115B6		GV4PE115N6	GV4PE115S6		

**Note:** For Everlink version please order after removing the 6 at the end. Eg. GV4PE115N

Crimp Lug/busbar connection			
Description	Sold in lots of	Reference	
Crimped lug connector + screws	1	GV4LUG	
Transparent terminal shield for crimped lug connector	1	LAD96590	
Interphase barriers	6	LV426920	
Spreader 3-pole	To increase the pitch to 35 min	1	LV426940

It is recommended to check with Customer care team for selection, recommendation, and availability of stockable and non stockable references

NORMAL STOCK ITEMS

W.E.F. January 25, 2022

## Accessories for GV4



### MX Shunt Trip

- Trips the circuit breaker when the control voltage rises above 70% of rated voltage
- Shunt trip 110..130V AC is suitable.. etc for ground fault protection when combined with a Class I ground fault sensing element

### MN Under Voltage Release

Trips the circuit breaker when the control voltage drops below 35% of its rated voltage

Description	Mounting	Voltage	References	Unit MRP [₹]
Mx Shunt Trip	Internal, Plug-In	220-240 VAC 50 Hz, 208-240 VAC 60 Hz, 277 VAC 60 Hz	GV4AS287	3465
Mn Under Voltage Release	Internal, Plug-In	440-480 VAC 60 Hz	GV4AU486	5125

## Auxiliary Contact Blocks



An auxiliary contact block provides one changeover contact with one common point for OF and SD function, depending on where it is inserted

Open/Close OF Function: indicates position of the circuit breaker contacts

Trip Alarm SD Function: indicates circuit breaker tripping due to:

- Electrical fault (overload, short circuit)
- Shunt trip/Undervoltage release
- "Push to Trip" Function

Resets when the circuit breaker is reset

Description	Maximum Number	Mounting	Type of Contacts	Reference	Unit MRP [₹]
Auxiliary Contact Block	2 (1 Each For OF or SD)	Internal Plug-In	NO + NC	GV4AE11	1220

## Rotary Handles

Description	Type	Degree of Protection	Reference	Unit MRP [₹]
Direct Mounting Rotary Handle	BLACK	IP40	GV4ADN01	1815
	BLACK	IP54	GV4APN01	
Front Extended Rotary Handle (Min Shaft Length 214Mm/Max Shaft Length 627Mm)	RED HANDLE ON YELLOW BEZEL	IP54	GV4APN02	2695
	RED HANDLE ON YELLOW BEZEL	IP65	GV4APN04	2835

## Connection Accessories

Description	Reference
Spreader 3-pole (To increase pitch to 35mm) (1 pce)	LV426940

It is recommended to check with Customer care team for selection, recommendation, and availability of stockable and non stockable references

NORMAL STOCK ITEMS

W.E.F. January 25, 2022

# COMPACT

## Moulded Case Circuit Breaker

The new generation of reliable ComPacT circuit breakers features improved performance and easier installation.

- Gain a competitive edge with easy-to-upgrade, wireless connectivity of circuit breakers and panels.
- Experience easier installation thanks to a new ergonomic front-plate design.
- Improve build and installation times with screwless, plug-and-play auxiliaries.

[se.com/compact-nsx](http://se.com/compact-nsx)



ComPacT™ molded-case circuit breaker

Life Is On

Schneider  
Electric



## New generation of ComPacT MCCBs



- Ethernet based communication system for monitoring, control, alarm notification for energy, asset and network management
- Built-in energy metering with combined accuracy class of 2% for precise measurement
- Wireless auxiliary Contacts accelerates overall wiring time: status communication is done very simply and commissioned wirelessly
- Intelligent discrimination for continuity of service and enhanced discrimination by cascading
- Patented reflex tripping, independent of other protection functions, ensures ultra fast tripping in the event of very high short circuit
- Encapsulated roto-active double break contact system limits fault current for extended system life
- Best in class electrical life (30k cycles for NSX 100 @ 440 V) reduces operational expenditure
- High performance =>  $I_{cs} = I_{cu} = 100\text{kA} @ 690\text{V AC}$

### Range Details:

- 16A to 630A in two frames sizes
- Breaking capacity up to 200kA @ 415V
- TMD and Electronic based trip unit
- Available in Fixed, Plug-in and Draw out type versions



## NSX Thermal Magnetic Trip Unit (TM-D)

- Ics = 100% Icu as per IEC 60947-2
- Adjustable thermal setting 0.7 to 1 x In
- Adjustable magnetic setting 5 to 10 x Ir \*\*
- Transparent cover for trip unit as standard
- Breaking Capacity enhancement upto 150kA with a higher capacity upstream (Cascading)

Breaking Capacity Icu as per IEC 60947-2	Rated Current	Three Pole Reference	Unit MRP [₹]	Four Pole Reference	Unit MRP [₹]
25kA	16A	C10B3TM016	12540	C10B6TM016	18020
	25A	C10B3TM025	12540	C10B6TM025	18020
	32A	C10B3TM032	12540	C10B6TM032	18020
	40A	C10B3TM040	12540	C10B6TM040	18020
	50A	C10B3TM050	12540	C10B6TM050	18020
	63A	C10B3TM063	12540	C10B6TM063	18020
	80A	C10B3TM080	12540	C10B6TM080	18020
	100A	C10B3TM100	12540	C10B6TM100	18020
	125A	C16B3TM125	22090	C16B6TM125	27210
	160A	C16B3TM160	23640	C16B6TM160	29650
	200A	C25B3TM200	34260	C25B6TM200	41210
250A	C25B3TM250	34920	C25B6TM250	42030	
36kA	16A	C10F3TM016	15280	C10F6TM016	19350
	25A	C10F3TM025	15280	C10F6TM025	19350
	32A	C10F3TM032	15280	C10F6TM032	19350
	40A	C10F3TM040	15280	C10F6TM040	19350
	50A	C10F3TM050	15280	C10F6TM050	19350
	63A	C10F3TM063	15280	C10F6TM063	19350
	80A	C10F3TM080	15280	C10F6TM080	19350
	100A	C10F3TM100	15280	C10F6TM100	19350
	125A	C16F3TM125	22830	C16F6TM125	28440
	160A	C16F3TM160	23970	C16F6TM160	30670
	200A	C25F3TM200	34700	C25F6TM200	42770
250A	C25F3TM250	35700	C25F6TM250	44490	
50kA	16A	C10N3TM016	18170	C10N6TM016	22790
	25A	C10N3TM025	18170	C10N6TM025	22790
	32A	C10N3TM032	18170	C10N6TM032	22790
	40A	C10N3TM040	18170	C10N6TM040	22790
	50A	C10N3TM050	18170	C10N6TM050	22790
	63A	C10N3TM063	18170	C10N6TM063	22790
	80A	C10N3TM080	18170	C10N6TM080	22790
	100A	C10N3TM100	18170	C10N6TM100	22790
	125A	C16N3TM125	27460	C16N6TM125	31570
	160A	C16N3TM160	28040	C16N6TM160	33150
	200A	C25N3TM200	37400	C25N6TM200	45690
250A	C25N3TM250	38110	C25N6TM250	48470	
70kA	16A	C10H3TM016	23230	C10H6TM016	29960
	25A	C10H3TM025	23230	C10H6TM025	29960
	32A	C10H3TM032	23230	C10H6TM032	29960
	40A	C10H3TM040	23230	C10H6TM040	29960
	50A	C10H3TM050	23230	C10H6TM050	29960
	63A	C10H3TM063	23230	C10H6TM063	29960
	80A	C10H3TM080	23230	C10H6TM080	29960
	100A	C10H3TM100	23230	C10H6TM100	29960
	125A	C16H3TM125	43240	C16H6TM125	45950
	160A	C16H3TM160	43710	C16H6TM160	46880
	200A	C25H3TM200	49680	C25H6TM200	64550
250A	C25H3TM250	50150	C25H6TM250	65190	

**Note:**

- \*\* applicable for NSX 200A & 250A
- For higher breaking capacities (100kA and 150kA); for Generator Protection MCCB and other special application MCCB, contact our nearest Sales office.

For details on non standard references, technical parameters, accessories, compatibility, stockable and non stockable status please contact Customer Care

☑ NORMAL STOCK ITEMS

W.E.F. January 25, 2022



## NSX Micrologic 2 (µP -ASIC based)

- Protection type LS01N
- Ics = 100% Icu as per IEC 60947-2
- Adjustable overload from 0.40 to 1 x In
- Adjustable short circuit from 1.5 to 10 x Ir
- Innovative front indication LED's (Ready, Overload pre-alarm & Overload)
- Two frame sizes up to 630A
- Breaking Capacity enhancement upto 150kA with a higher capacity upstream (Cascading)
- Adjustable neutral protection - N, N/2, OFF for 4 Pole MCCB

Breaking Capacity Icu as per IEC 60947-2	Rated Current	Three Pole Reference	Unit MRP [₹]	Four Pole Reference	Unit MRP [₹]
25kA	40A	C10B32D040 <input checked="" type="checkbox"/>	22290	C10B42D040	28690
	100A	C10B32D100 <input checked="" type="checkbox"/>	22290	C10B42D100 <input checked="" type="checkbox"/>	28690
	160A	C16B32D160 <input checked="" type="checkbox"/>	28470	C16B42D160 <input checked="" type="checkbox"/>	36320
	250A	C25B32D250 <input checked="" type="checkbox"/>	37420	C25B42D250 <input checked="" type="checkbox"/>	48000
36kA	40A	C10F32D040	22660	C10F42D040	28820
	100A	C10F32D100 <input checked="" type="checkbox"/>	22660	C10F42D100 <input checked="" type="checkbox"/>	28820
	160A	C16F32D160 <input checked="" type="checkbox"/>	28980	C16F42D160 <input checked="" type="checkbox"/>	40050
	250A	C25F32D250 <input checked="" type="checkbox"/>	39180	C25F42D250 <input checked="" type="checkbox"/>	54290
	400A	C40F32D400 <input checked="" type="checkbox"/>	54330	C40F42D400 <input checked="" type="checkbox"/>	62010
	630A	C63F32D630 <input checked="" type="checkbox"/>	57430	C63F42D630 <input checked="" type="checkbox"/>	74440
50kA	40A	C10N32D040	27190	C10N42D040	36790
	100A	C10N32D100 <input checked="" type="checkbox"/>	27190	C10N42D100 <input checked="" type="checkbox"/>	37880
	160A	C16N32D160 <input checked="" type="checkbox"/>	34450	C16N42D160	44820
	250A	C25N32D250 <input checked="" type="checkbox"/>	44750	C25N42D250 <input checked="" type="checkbox"/>	58160
	400A	C40N32D400 <input checked="" type="checkbox"/>	56790	C40N42D400 <input checked="" type="checkbox"/>	73750
	630A	C63N32D630 <input checked="" type="checkbox"/>	58860	C63N42D630 <input checked="" type="checkbox"/>	77970
70kA	40A	C10H32D040	34330	C10H42D040	43480
	100A	C10H32D100	34850	C10H42D100	43480
	160A	C16H32D160	46030	C16H42D160	58750
	250A	C25H32D250	51700	C25H42D250	74610
	400A	C40H32D400 <input checked="" type="checkbox"/>	64610	C40H42D400	84840
	630A	C63H32D630 <input checked="" type="checkbox"/>	66210	C63H42D630	102990

**Note:** For higher breaking capacities (100kA and 150kA); for Generator Protection MCCB and other special application MCCB, contact our nearest Sales office.

## NSX Micrologic 2 (µP -ASIC based) / TMD / MA+ shunt +GFP



- Protection type LS01GN
- Ics = 100% Icu as per IEC 60947-2
- Fault indication for GF (LED type) meant for human safety
- Adjustable overload from 0.36 to 1 x In
- Adjustable short circuit from 1.5 to 10 x Ir
- Adjustable earth fault sensitivity selection 10 to 60%
- Innovative front indication LED's (Ready, Overload pre-alarm & Overload)
- Two frame sizes up to 630A
- Suitable for 3P3W & 3P4W electrical distribution network
- Breaking Capacity enhancement upto 150kA with a higher capacity upstream (Cascading)
- Adjustable neutral protection - N, N/2, OFF for 4 Pole MCCB

MCCB Frame	Relay Module rated current	3 Ph + 3W Reference	Unit MRP [₹]	3 Ph + 4W Reference	Unit MRP [₹]
CVS/NSX100	32, 40, 50, 63, 80, 100	GFP11CT13P <input checked="" type="checkbox"/>	7090	GFP11CT14P <input checked="" type="checkbox"/>	7760
CVS/NSX 160 / 250	125, 160, 200, 250	GFP12CT23P <input checked="" type="checkbox"/>	8050	GFP12CT24P <input checked="" type="checkbox"/>	9100
CVS/NSX 400 / 630	400, 630	GFP13CT33P <input checked="" type="checkbox"/>	12180	GFP13CT34P <input checked="" type="checkbox"/>	13290

**Note:** Kindly order NSX/CVS MCCB +GFP+. Shunt trip coil.



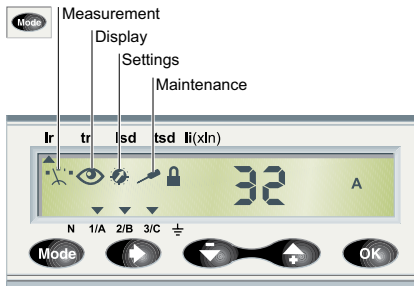
## NSX Micrologic 6E

### Protection

- Ics = 100% Icu as per IEC 60947-2
- Breaking Capacity enhancement upto 150kA with a higher capacity upstream (Cascading)
- External Neutral CT required for highly un-balanced TP-N system (\* has to be ordered at extra price)
- Adjustable neutral protection - N, N/2, OFF and oversized neutral (standard feature) for 4 Pole MCCB.
- Adjustable overload from Ir 0.4 to 1 x In and tr = 0.5 to 16 s
- Adjustable short circuit from I<sub>sd</sub> 1.5 to 10 x Ir and tsd I<sub>2t</sub> ON/OFF 0.1 to 0.4s
- Adjustable earth fault 0.4 to 1 x In (for In=40A) & 0.2 to 1 x In (for In>40A) and tg I<sub>2t</sub> ON/OFF 0.1 to 0.4s
- Instantaneous protection Ii 1.5 x In to 15 x In (40 - 160A), 12 x In (250 to 400A) and 11 x In (630A)
- Zone Selective Interlocking (ZSI) as standard

### Measurement & Diagnostics

- Current, Voltage, Power factor and Frequency measurement
- Power Quality Indicator (THD for Current and Voltage)
- Active, Reactive and Apparent Power measurement and **Embedded Energy metering**
- Demand and maximum demand values
- Indications for fault types, Alarms and Histories with timestamping
- Fault distinction on the display of trip unit (type of fault, interrupted fault current and faulty phase)
- Operation, trip and alarm counters; Operating Hours counter
- Contact wear: Load profile and thermal image



Breaking Capacity Icu as per IEC 60947-2	Rated Current	Three Pole Reference	Unit MRP [₹]	Four Pole Reference	Unit MRP [₹]
36kA	100A	C10F36E100		C10F46E100	
	160A	C16F36E160		C16F46E160	
	250A	C25F36E250		C25F46E250	
	400A	C40F36E400		C40F46E400	
	630A	C63F36E630		C63F46E630	
50kA	100A	C10N36E100	On Request	C10N46E100	On Request
	160A	C16N36E160		C16N46E160	
	250A	C25N36E250		C25N46E250	
	400A	C40N36E400		C40N46E400	
	630A	C63N36E630		C63N46E630	
70kA	100A	C10H36E100		C10H46E100	
	160A	C16H36E160		C16H46E160	
	250A	C25H36E250		C25H46E250	
	400A	C40H36E400		C40H46E400	
	630A	C63H36E630		C63H46E630	

For details on non standard references, technical parameters, accessories, compatibility, stockable and non stockable status please contact Customer Care

NORMAL STOCK ITEMS

W.E.F. January 25, 2022



**NSX Magnetic Trip Unit MA type**

- Ics = 100% Icu as per IEC 60947-2
- Adjustable magnetic setting Im 6 to 14 x In (2.5 to 100A) & 9 to 14 x In (150 to 200A)
- Type - 2 Co-ordination charts upto 110 kW at 400V
- Breaking Capacity enhancement upto 150kA with a higher capacity upstream (Cascading)
- Adjustable neutral protection - N, N/2, OFF for 4 Pole MCCB

Breaking Capacity Icu as per IEC 60947-2	Rated Current	Three Pole Reference	Unit MRP [₹]
36kA	150A	C16F3MA150	23720
	220A	C25F3MA220	38920
50kA	150A	C16N3MA150	28960
	220A	C25N3MA220	42710
70kA	150A	C16H3MA150	43450
	220A	C25H3MA220	67390



**MCCBs for DC Network Protection**

16A to 1200A in Two frames sizes with Thermal Magnetic Trip Unit (TMD)

- Up to 1200 A for ComPact NSX DC, protection is provided by thermal-magnetic trip units
- TM-D up to 160 A: fixed thermal threshold and magnetic pick-up
- TM-D up to 63 A: adjustable thermal threshold and fixed magnetic pick-up
- TM-DC from 80 to 250 A: fixed or adjustable (for 200 and 250 A) magnetic pick-up and adjustable thermal threshold
- TM-DC from 250 A to 1200 A adjustable magnetic pick-up and adjustable thermal threshold
- TM-G, up to 250 A: adjustable thermal threshold and fixed low magnetic pick-up to protect long cables

Breaking Capacity Icu as per IEC 60947-2	Rated Current	Three Pole Reference	Unit MRP [₹]	Four Pole Reference	Unit MRP [₹]
36kA	400A	C40F3TM400D	46940	C40F4TM400D	53290
	500A	C63F3TM500D	56300	C63F4TM500D	68820
	600A	C63F3TM600D	59460	C63F4TM600D	71980
100kA	400A	C40S3TM400D	67020	C40S4TM400D	81630
	500A	C63S3TM500D	73180	C63S4TM500D	88270
	600A	C63S3TM600D	73180	C63S4TM600D	88270

For details on non standard references, technical parameters, accessories, compatibility, stockable and non stockable status please contact Customer Care

NORMAL STOCK ITEMS

W.E.F. January 25, 2022



### NSX Micrologic 4 Vigi

- Standard protection for electrical distribution-overload, short circuit & neutral protection
- Earth leakage protection-Adjustable leakage threshold ( $I_{\Delta n}$ ) and adjustable time delay threshold
  - Sensitivity  $I_{\Delta n}$  (A)
    - Type A: 30mA - 100mA - 300mA - 500mA - 1A - 3A - 5A (for the ratings 40 to 250A)
    - Type B: 300mA - 500mA - 1A - 3A - 5A - 10A (for the ratings 400 to 570A)
- Alarming & Fault Indication

Breaking Capacity $I_{cu}$ as per IEC 60947-2	Rated Current	Three Pole Reference	Unit MRP [₹]	Four Pole Reference	Unit MRP [₹]
25kA	40A	C10B34V040	39240	C10B44V040	44010
	100A	C10B34V100	39240	C10B44V100	44010
	160A	C16B34V160	41550	C16B44V160	50060
	250A	C25B34V250	47610	C25B44V250	56990
36kA	40A	C10F34V040	39240	C10F44V040	45160
	100A	C10F34V100	39240	C10F44V100	45160
	160A	C16F34V160	42850	C16F44V160	50930
	250A	C25F34V250	48040	C25F44V250	58850
	400A	C40F34V400	66640	C40F44V400	75010
50kA	570A	C63F34V570	76450	C63F44V570	89140
	40A	C10N34V040	42850	C10N44V040	48620
	100A	C10N34V100	42850	C10N44V100	48620
	160A	C16N34V160	48620	C16N44V160	51930
	250A	C25N34V250	51790	C25N44V250	60300
	400A	C40N34V400	68380	C40N44V400	82790
70kA	570A	C63N34V570	76740	C63N44V570	94910
	40A	C10H34V040	47310	C10H44V040	54390
	100A	C10H34V100	47310	C10H44V100	54390
	160A	C16H34V160	58140	C16H44V160	64620
	250A	C25H34V250	59290	C25H44V250	90150
	400A	C40H34V400	87700	C40H44V400	109480
	570A	C63H34V570	90290	C63H44V570	120000

For details on non standard references, technical parameters, accessories, compatibility, stockable and non stockable status please contact Customer Care

NORMAL STOCK ITEMS

W.E.F. January 25, 2022



Indication contacts



SDTAM remote indication relay module



SDx remote indication relay module



Voltage Release



Motor Mechanism

Description	Reference	Unit MRP [₹]
<b>Auxiliary contacts (changeover) Multifunction</b>		
OF or SD or SDE or SDV	29450 <input checked="" type="checkbox"/>	1050
OF or SD or SDE or SDV low level	29452	1220
SDE adaptor for trip unit TM or MA or Micrologic 2 \$\$	LV429451 <input checked="" type="checkbox"/>	895
<b>SDx 2-PROGRAMMABLE CONTACTS FOR MICROLOGIC</b>		
SDx module 24/415 V AC/DC	LV429532	15315
<b>SDTAM contactor tripping module for Micrologic 2- M/6 E-M</b>		
SDTAM 24/415 V AC/DC overload fault indication	LV429424	15880

\$\$ To be considered along with SDE contact for MCCB with TMD/MA./Micrologic 2 protection.

### Voltage Releases

Description	Shunt Release Reference	Unit MRP [₹]	Undervoltage Reference	Unit MRP [₹]
<b>AC</b>				
24 V 50/60 Hz	LV429384	3020	LV429404	3695
48 V 50/60 Hz	LV429385		LV429405	
110-130 V 50/60 Hz	LV429386 <input checked="" type="checkbox"/>		LV429406 <input checked="" type="checkbox"/>	
220-240 V 50/60 Hz	LV429387 <input checked="" type="checkbox"/>		LV429407 <input checked="" type="checkbox"/>	
380-415 V 50 Hz	LV429388 <input checked="" type="checkbox"/>		LV429408 <input checked="" type="checkbox"/>	
525 V 50 Hz	LV429389		LV429409	4320
<b>DC</b>				
12 V	LV429382	3020	LV429402	3695
24 V	LV429390 <input checked="" type="checkbox"/>		LV429410 <input checked="" type="checkbox"/>	
30 V	LV429391		LV429411	
48 V	LV429392		LV429412	3695
60 V	LV429383	3450	LV429403	4320
125 V	LV429393	3020	LV429413	3695
250 V	LV429394		LV429414 <input checked="" type="checkbox"/>	

### Installation Accessories

Description	100/160/250A Reference	Unit MRP [₹]	400/630A Reference	Unit MRP [₹]
<b>Spreaders &amp; Phase Barrier</b>				
Spreaders (Set of 3) 3P	LV431563 <input checked="" type="checkbox"/>	710	32492 <input checked="" type="checkbox"/>	1590
Spreaders (Set of 4) 4P	LV431564 <input checked="" type="checkbox"/>	940	32493 <input checked="" type="checkbox"/>	2030
Phase Barrier (Set of 6)	*	-	LV432570 <input checked="" type="checkbox"/>	950
<b>Interlocking</b>				
For Breaker with Rotary Handle	LV429369	10905	LV432621	13730
For Breaker with Toggle	LV429354	13060	LV432614	
Mechanical Interlocking with Base Plate	29349**	-	32609**	
<b>Locking of Rotary Handle</b>				
Locking Device	LV429344 <input checked="" type="checkbox"/>	700	LV432604 <input checked="" type="checkbox"/>	950
Ronis Keylock (1 Lock + 1 Key set)	41940 <input checked="" type="checkbox"/>	4770	41940 <input checked="" type="checkbox"/>	4770
Ronis Keylock (2 Locks + 1 Key set)	41950 <input checked="" type="checkbox"/>	8835	41950 <input checked="" type="checkbox"/>	8835
Profalux Keylock (1 Lock + 1 Key set)	42888	8050	42888	8050
Profalux Keylock (2 Locks + 1 Key set)	42878	9185	42878	9185

\* supplied as standard with spreader

\*\* Mechanical Interlocking with Base Plate to be ordered with Safety trip interlock (LV429270 for 29349 and LV432520 for 32609)

For details on non standard references, technical parameters, accessories, compatibility, stockable and non stockable status please contact Customer Care

NORMAL STOCK ITEMS

W.E.F. January 25, 2022



FDM121: Front Display Module



Test Battery



Power Supply Module B



SCM: Breaker Status and Control Module

**Motor Mechanism**

Type	Voltage	100/160A Reference	Unit MRP [₹]	250A Reference	Unit MRP [₹]	400/630A Reference	Unit MRP [₹]
<b>Motor Mechanism Modules with SDE Adaptor <sup>(1)</sup></b>							
AC 50/60 Hz	48-60 V	LV429440	28440	LV431548	31430	LV432639	45680
	110-130 V	LV429433		LV431540		LV432640	
	220-240 V	LV429434 <input checked="" type="checkbox"/>		LV431541 <input checked="" type="checkbox"/>		LV432641 <input checked="" type="checkbox"/>	
	380-415 V	LV429435		LV431542		LV432642	
	440-480 V	LV429435		LV431542		LV432647	
DC	24-30 V	LV429436	38765	LV431543	42035	LV432643	55550
	48-60 V	LV429437		LV431544		LV432644	
	110-130 V	LV429438		LV431545		LV432645	
	250 V	LV429439		LV431546		LV432646	

(1) With every Motor Mechanism, please order 1 no. auxiliary contact additionally. For other voltages of motor mechanism please consult Customer Care.

Description	100/160/250A Reference	Unit MRP [₹]	400/630A Reference	Unit MRP [₹]
<b>Locking of Motor Mechanism</b>				
Keylock adaptor + Ronis keylock (special)	LV429449	3905	-	-
Locking Device	-	-	LV432649	1380
Ronis Keylock	-	-	41940 <input checked="" type="checkbox"/>	4770
Profalux Keylock	-	-	42888	8050
Torque Limiting Screws (Set of 12)	LV429513	3180	LV432513	3460

**Monitoring and Control, test tools- ComPact and NSX100 - 630**

Monitoring and Control (Remote Operation)

Description	Reference	Unit MRP [₹]
<b>ULP Display Module</b>		
Switchboard front display module FDM121	TRV00121 <input checked="" type="checkbox"/>	16030
<b>ULP Wiring Accessories</b>		
NSX cord L = 0.35 m	LV434200	3705
NSX cord L = 1.3 m	LV434201	3800
5 RJ45/RJ45 MALE Cord L = 1m	TRV00810	3505
10 Stacking connectors for COM interface	TRV00217	5460
<b>ULP Communication Module</b>		
IFM MODBUS Interface Module	LV434000	12740
BSCM ( Breaker Status and Control Module)	LV434205 <input checked="" type="checkbox"/>	11940
<b>Power Supply Modules</b>		
<b>External power supply module 24 V DC-1 A OVC IV</b>		
200-240 V AC	LV454444 <input checked="" type="checkbox"/>	19060
Pocket battery for Micrologic NSX100-630	LV434206	23315

Maintenance Module for advanced configuration and testing, contact our nearest Sales office.

ULP = Universal Logic Plug

For details on non standard references, technical parameters, accessories, compatibility, stockable and non stockable status please contact Customer Care

NORMAL STOCK ITEMS

W.E.F. January 25, 2022





Direct Rotary Handle



Extended Rotary Handle



Plug in Base




Draw-Out Chassis Kit

Description	100/160/250A Reference	Unit MRP [₹]	400/630A Reference	Unit MRP [₹]
<b>Rotary Handles</b>				
Standard direct black handle	LV429337 <input checked="" type="checkbox"/>	1470	LV432597 <input checked="" type="checkbox"/>	2205
Standard extended rotary handle	LV429338 <input checked="" type="checkbox"/>	2030	LV432598 <input checked="" type="checkbox"/>	3600
<b>Plug in Base (Complete Kit)</b>				
3 Pole	LV429289 <input checked="" type="checkbox"/>	11620	LV432538 <input checked="" type="checkbox"/>	26650
4 Pole	LV429290 <input checked="" type="checkbox"/>	15040	LV432539 <input checked="" type="checkbox"/>	33220
<b>Draw-Out Chassis Kit</b>				
3 Pole				
Plug In base	LV429289 <input checked="" type="checkbox"/>	11620	LV432538 <input checked="" type="checkbox"/>	26650
Chassis Side Plate for base	LV429282 <input checked="" type="checkbox"/>	15255	LV432532 <input checked="" type="checkbox"/>	19325
Chassis Side Plate for breaker	LV429283 <input checked="" type="checkbox"/>	8090	LV432533 <input checked="" type="checkbox"/>	11265
4 Pole				
Plug In base	LV429290 <input checked="" type="checkbox"/>	15040	LV432539 <input checked="" type="checkbox"/>	33220
Chassis Side Plate for base	LV429282 <input checked="" type="checkbox"/>	15255	LV432532 <input checked="" type="checkbox"/>	19325
Chassis Side Plate for breaker	LV429283 <input checked="" type="checkbox"/>	8090	LV432533 <input checked="" type="checkbox"/>	11265
<b>Plug In / Withdrawable version Accessories</b>				
<b>Automatic Auxilliary Connectors</b>				
1 9-wire fixed connector (for base)	LV429273	1600	LV429273	1600
1 9-wire moving connector (for circuit breaker)	LV429274	1120	LV432523 <input checked="" type="checkbox"/>	1200
1 support for 2 moving connectors	LV429275	860	LV432525 <input checked="" type="checkbox"/>	860
<b>Manual Auxilliary Connectors</b>				
9-wire manual auxiliary connector (fixed + moving)	LV429272	5470	LV429272	5470

**Note:** Above auxiliary connectors to be used with Plug-in and Withdrawable MCCB when Auxiliary Contact, Shunt, UnderVoltage or Motor Mechanism is used.

# Unique Modular Ground Fault Protection



## Earth Fault Protection for EasyPact CVS/ ComPact NSX MCCBs Modular Device for EasyPact CVS/ ComPact NSX Range Moulded Case Circuit Breakers

- Adjustable earth fault sensitivity selection 10 to 60%
- Adjustable time delay Inst/ 0.5 - 3 sec.
- System healthiness check through LED indication
- Individual fault indication for OL/SC, EF when used with ComPact NSX & EasyPact CVS (Optional)
- Test facility to check healthiness of earth fault protection system without tripping MCCB
- Suitable for 3P3W & 3P4W electrical distribution network

MCCB Frame	Relay Module rated current	3 Ph + 3W Reference	Unit MRP [₹]	3 Ph + 4W Reference	Unit MRP [₹]
CVS/NSX100	32, 40, 50, 63, 80, 100	GFP11CT13P <input checked="" type="checkbox"/>	7090	GFP11CT14P <input checked="" type="checkbox"/>	7760
CVS/NSX 160 / 250	125, 160, 200, 250	GFP12CT23P <input checked="" type="checkbox"/>	8050	GFP12CT24P <input checked="" type="checkbox"/>	9100
CVS/NSX 400 / 630	400, 630	GFP13CT33P <input checked="" type="checkbox"/>	12180	GFP13CT34P <input checked="" type="checkbox"/>	13290

**Note:** Kindly order one no. Shunt trip coil along with one Ground Fault Protection Module for CVS100 to 630.

## Earth Leakage Protection

NEW

### ComPact NSX VigiPacT Add-on Module



VigiPacT

NSX + VigiPacT

- Compliance with Standards - IEC60947-2 annex B, IEC 60755, Type A, immunity to DC components up to 6 mA
- Sensitivity In (A)-0.03, 0.1, 0.3, 0.5, 1, 3
- Time delay (ms)-0, 60, 150, 300, 500, 800, 1.2s, 4s
- VigiPacT add-on may be equipped with an auxiliary contact (SDV) to remotely signal tripping due to an earth fault
- Self powered - "no external supply required"

MCCB Frame	Three Pole <sup>(1)</sup> Reference	Unit MRP [₹]	Four Pole Reference	Unit MRP [₹]
NSX - 100/160	LV429488 <input checked="" type="checkbox"/>	23555	LV429489	26030
NSX - 250	LV429492	26710	LV429493	27315
NSX - 400/630	LV432464	66155	LV432465	68895

For details on non standard references, technical parameters, accessories, compatibility, stockable and non stockable status please contact Customer Care

NORMAL STOCK ITEMS

W.E.F. January 25, 2022

# ComPact NS

Molded case circuit breakers and switch-disconnectors  
from 630b to 3200 A



Compact is an integral part of EcoStruxure™ Power – Schneider's open, interoperable, IoT-enabled system architecture. Through this platform, we deliver enhanced value around safety, reliability, efficiency, sustainability, and connectivity for our customers. We leverage technologies in IoT, mobility, sensing, cloud, analytics, and cybersecurity to deliver Innovation at Every Level. This includes Connected Products, Edge Control, and Apps, Analytics & Services. EcoStruxure has been deployed in 450,000+ installations, with the support of 9,000 system integrators, connecting over 1 billion devices.

Offering proven performance, flexibility and reliability, the Compact NS sets the standard in most applications: buildings, windturbine, solar, genset, data center, healthcare, marine and infrastructure and decrease your energy consumption thanks to very low power dissipation.

Equipped with the Micrologic control units, Compact NS630b to 3200 A circuit breakers offer built-in power and energy metering in addition to electrical measurement and analysis functions.

The communication option makes it possible to control power consumption, simplify maintenance and improve operating comfort.

A wide range of optimized auxiliaries and accessories is available to meet the needs of protection of AC installations, generator protection, motor protection, switch-disconnectors, source changeover switch function and specific offers available for DC applications up to 1000 V.

# ComPact NS

## Deliver the best solution for your customers



- Enhance power availability with total control of selectivity and power management with advanced trip unit.
- Optimize panel cost with cascading; the Compact NS technology covers all your needs from 630 to 3200 A, with a breaking capacity from 50 to 200 kA.
- Equipped with electronic control units, the Compact NS circuit breakers ensure protection and measurement of your electrical installation.
- Provide efficiency to your customer with small size and multi-ways of installation and highly immune protection system insensitive to disturbances (IEC 60947-2 Annex F).

### Standards

Compact NS circuit breakers and auxiliaries comply with:

- IEC/EN 60947-1: General rules
- IEC/EN 60947-2: Circuit-breakers
- IEC/EN 60947-3: Switch-disconnectors
- IEC/EN 60947-4-1: Contactors and motor-starters
- IEC/EN 60947-5-1: Control circuit devices

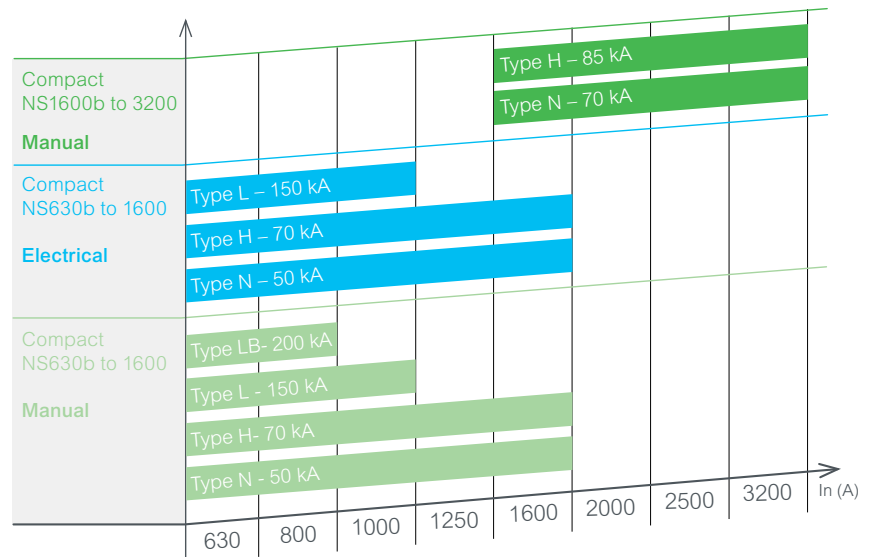
## The Compact NS range covers all ratings from 630 to 3200 A

### Compact NS630b to 1600

- Compact NS from 630 to 1600 A, fixed or withdrawable, front or rear connection, manual operating mechanism or motor mechanism. A 200 kA breaking performance completes the Compact NS range

### Compact NS1600b to 3200

- Compact NS from 1600 to 3200 A, fixed, front connection, with manual operating mechanism



## Micrologic Control Units - Salient Features

### Circuit breakers and switch-disconnectors from 800 to 3200A

- Category B MCCBs
- Ethernet based monitoring, control, alarm notification for energy, asset and network management
- Built-in energy metering with combined accuracy class of 2% for improved energy efficiency
- Total Discrimination
- With Micrologic Trip Units (Common for ACBs & MCCBs) - Unique Feature
- Available in both fixed & drawout versions, manually & electrically operated



Micrologic

#### With Micrologic 2.0

- LED overload alarm indicator
- Test Facility
- Adjustable neutral protection - N, N/2, OFF for 4 Pole MCCBs
- Adjustable overload ( $I_r$ ) 0.4 to 1 x  $I_n$
- Adjustable short circuit (Instantaneous) 1.5 to 10 x  $I_r$



Micrologic A

#### Micrologic 6.0.A Manual & Electrical Fixed

- Features over and above Micrologic 2.0
- Earth fault protection 0.3 to 1 x  $I_n$  (for  $I_n < 400A$ ) & 0.2 to 1 x  $I_n$  (for  $400A < I_n < 1250A$ ), 500A to 20A x  $I_n$  (for  $I_n \geq 1250A$ ), time setting I2t ON/OFF 0.1 - 0.4s and time delay
- With ammeter display & bargraph (unique feature of Schneider MCCB)
- Internal fault ( $A_p$ ), Individual fault indication by LED
- Zone Selective Interlocking
- Optional Communication



Micrologic E

#### Micrologic 6.0E (Embedded Energy Metering)

- Features over and above Micrologic 6.0 A
- Current measurement: Ammeter, current demand,
- Voltages (ph-ph, ph-N & unbalance), Power (P,Q,S), power factor, power demand, Energy ( $E_p$ ,  $E_q$ ,  $E_s$ )



Micrologic P

#### Micrologic 6.0P

- Micrologic P control units include all the functions offered by Micrologic E
- Measure voltages and calculate power and energy values
- New protection functions based on currents, voltages, frequency
- Power reinforce load protection in real time.

# EasyPact EZC

Safe, Reliable and Easy



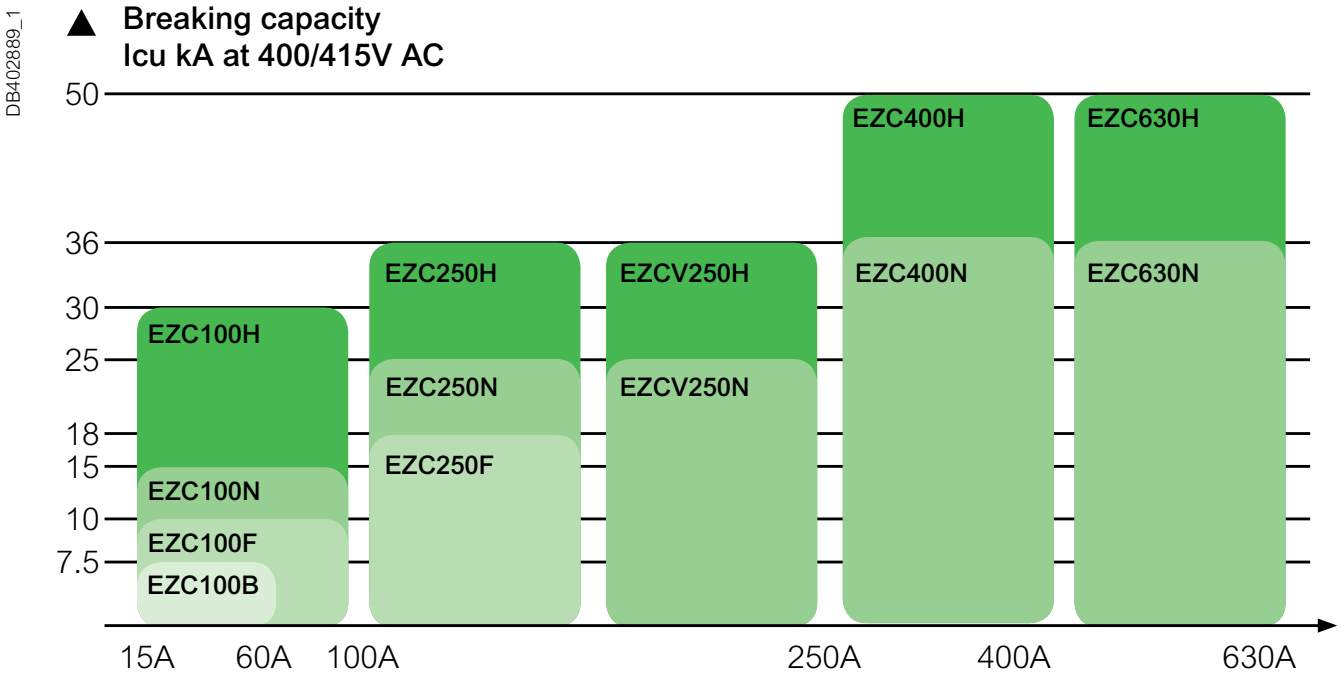
With just three sizes of circuit breakers, Schneider Electric's **EasyPact EZC** system is the simple, universal solution, particularly

adapted to Buildings and OEM segments

- Suitability for Isolation ensures safety
- Compliance to RoHS (Restriction of Hazardous Substances) for environment safety

**Range Details:**

- Global MCCB offer from 15A to 600A
- Breaking capacity upto 50kA @ 415 V AC
- 1P, 2P, 3P and 4P versions available
- EZC AC version is suitable for DC applications upto 250V DC (15A to 250A breaking capacity up to 30kA)



**EZC Fixed Thermal Magnetic Trip Unit (TMD)**

- Conforms to IEC60947-2
- Suitable for isolation

BREAKING CAPACITY ICU AS PER IEC 60947-2	Rated Current	Three Pole Reference	Unit MRP [₹]	
"10 kA @ 415V AC 5kA @ 250V DC (2pole in series)"	16A	EZC100F3016	3490	
	20A	EZC100F3020		
	25A	EZC100F3025		
	32A	EZC100F3032		
	40A	EZC100F3040		
	50A	EZC100F3050		
	63A	EZC100F3063		
	80A	EZC100F3080		
"18 kA @ 415V AC 5kA @ 250V DC (2pole in series)"	100A	EZC100F3100	8955	
	125A	EZC250F3125		
	150A	EZC250F3150		
	160A	EZC250F3160		
	175A	EZC250F3175		
	200A	EZC250F3200		
10220		12555		
14680				
Breaking Capacity Icu as per IEC 60947-2	Rated Current	Three Pole Reference	Unit MRP [₹]	
"18 kA @ 415V AC 5kA @ 250V DC (2pole in series)"	250A	EZC250F3250	14680	
	Breaking Capacity Icu as per IEC 60947-2	Rated Current	Single Pole	Unit MRP [₹]
	"18 kA @ 240V AC 5kA @ 125V DC "	16A	EZC100N1016	3220
		20A	EZC100N1020	2825
		25A	EZC100N1025	3220
		32A	EZC100N1032	
		40A	EZC100N1040	2825
		50A	EZC100N1050	
63A		EZC100N1063	3220	
80A		EZC100N1080		
100A	EZC100N1100	2825		
Breaking Capacity Icu as per IEC 60947-2	Rated Current	Two Pole Reference	Unit MRP [₹]	
"50 kA @ 240V AC 10kA @ 250V DC (2pole in series)"	16A	EZC100H2016	4595	
	20A	EZC100H2020		
	25A	EZC100H2025		
	32A	EZC100H2032		
	40A	EZC100H2040		
	50A	EZC100H2050		
	63A	EZC100H2063		
	80A	EZC100H2080		
100A	EZC100H2100	9470		
"85 kA @ 240V AC 30kA @ 250V DC (2pole in series)"	125A		EZC250H2125	
	150A		EZC250H2150	
	160A		EZC250H2160	
	175A		EZC250H2175	
	200A		EZC250H2200	
	13430			
Breaking Capacity Icu as per IEC 60947-2	Rated Current	Three Pole Reference	Unit MRP [₹]	
"85 kA @ 240V AC 30kA @ 250V DC (2pole in series)"	250A	EZC250H2250	13820	

**Note:**  
• Contact customer care for 1P(up to 100A) and 2P (up to 250A) requirements.

Breaking Capacity Icu as per IEC 60947-2	Rated Current	Three Pole Reference	Unit MRP [₹]	Four Pole Reference	Unit MRP [₹]
"30 kA @ 415V AC 10kA @ 250V DC (2pole in series)"	15A	EZC100H3015	6300	EZC100H4015	8730
	20A	EZC100H3020		EZC100H4020	
	25A	EZC100H3025		EZC100H4025	
	32A	EZC100H3032		EZC100H4032	
	40A	EZC100H3040		EZC100H4040	
	50A	EZC100H3050		EZC100H4050	
	63A	EZC100H3063		EZC100H4063	
	80A	EZC100H3080		EZC100H4080	
	100A	EZC100H3100		EZC100H4100	
"25 kA @ 415V AC 20kA @ 250V DC (2pole in series)"	125A	EZC250N3125	9175	EZC250N4125	12655
	160A	EZC250N3160	11120	EZC250N4160	14885
	200A	EZC250N3200	13195	EZC250N4200	16645
Breaking Capacity Icu as per IEC 60947-2	Rated Current	Three Pole Reference	Unit MRP [₹]	Four Pole Reference	Unit MRP [₹]
"25 kA @ 415V AC 20kA @ 250V DC (2pole in series)"	250A	EZC250N3250	15080	EZC250N4250	19505
Breaking Capacity Icu as per IEC 60947-2	Rated Current	Three Pole Reference	Unit MRP [₹]	Four Pole Reference	Unit MRP [₹]
"36 kA @ 415V AC 30kA @ 250V DC (2pole in series)"	125A	EZC250H3125	9370	EZC250H4125	12630
	160A	EZC250H3160	12270	EZC250H4160	15440
	200A	EZC250H3200	15240	EZC250H4200	20590
Breaking Capacity Icu as per IEC 60947-2	Rated Current	Three Pole Reference	Unit MRP [₹]	Four Pole Reference	Unit MRP [₹]
"36 kA @ 415V AC 30kA @ 250V DC (2pole in series)"	250A	EZC250H3250	17040	EZC250H4250	23010
	320A	EZC400H3320N	25730	EZC400H4320N	29680
"50 kA @ 415V AC"	400A	EZC400H3400N	26550	EZC400H4400N	35540
	500A	EZC630H3500N	35150	EZC630H4500N	45685
	600A	EZC630H3600N	36630	EZC630H4600N	47750

**Note:**

- Contact customer care for 1P(up to 100A) and 2P (up to 250A) requirements



Description	EZC100 Reference	Unit MRP [₹]	EZC250 Reference	Unit MRP [₹]
<b>Auxiliary Contacts (changeover) Multifunction</b>				
Auxiliary Switch 1 C/O	EZAUX10 <input checked="" type="checkbox"/>	1110	EZEAX <input checked="" type="checkbox"/>	1350
Alarm Switch 1 C/O	EZAUX01		EZEAL <input checked="" type="checkbox"/>	
Alarm - Auxiliary Switch	EZAUX11 <input checked="" type="checkbox"/>	1645	EZEAXAL	1955
<b>Spreaders</b>				
Spreaders *(Set Of 3) 3P	EZASPDR3P <input checked="" type="checkbox"/>	440	EZESPDR3P <input checked="" type="checkbox"/>	670
Spreaders *(Set Of 4) 4P	EZASPDR4P <input checked="" type="checkbox"/>	590	EZESPDR4P	860
<b>Phase Barriers</b>				
	EZAFASB2	280	EZEFASB2	390
<b>Rotary Handle</b>				
Direct Rotary handle	EZAROTDS <input checked="" type="checkbox"/>	1565	EZEROTDS	1955
Extended Rotary handle	EZAROTE	2310	EZEROTE	2310
<b>Shunt Release</b>				
<b>AC</b>				
100-130 V	EZASHT100AC	2370	EZESHT100AC	2370
200-277 V	EZASHT200AC <input checked="" type="checkbox"/>		EZESHT200AC <input checked="" type="checkbox"/>	
380-480 V	EZASHT380AC		EZESHT400AC	
<b>DC</b>				
24 V	EZASHT024DC	1580	EZESHT024DC	2700

Description	EZC 400/600 Reference	Unit MRP [₹]
<b>Auxiliary Contacts</b>		
OF or SD or SDE	29450	1050
<b>Spreaders</b>		
Spreaders (Set of 3) 3P	32492	1590
Spreaders (Set of 4) 4P	32493	2030
<b>Phase Barriers (Set of 6)</b>		
	LV432570	950
<b>Rotary Handle</b>		
Direct Rotary handle	LV432597	2205
Extended Rotary handle	LV432598	3600
<b>Shunt Release</b>		
AC 220-240 V 50/60 Hz	LV429387	2100

For details on non standard references, technical parameters, accessories, compatibility, stockable and non stockable status please contact Customer Care

NORMAL STOCK ITEMS

W.E.F. January 25, 2022

Earth Leakage Protection is obtained by:

- Installing a Micrologic 7.0.A control unit (ComPact NS800 - 3200A/ MasterPact NT/NW ACB)
- Using Vigirex Relays and separate Toroids or Rectangular Sensors

## Vigirex Relays



Vigirex Relays along with Vigirex Sensors, may be used to add external Earth Leakage Protection to Circuit Breakers

- Sensitivity Adjustments from 30mA to 30A and time delay settings from (0-4.5 seconds)
- Closed Toroid up to 630A (30 to 300mm in diameter), Split Toroid up to 250A (46 to 110mm in diameter) or
- Rectangular sensor up to 3200A
- 400Hz Distribution System

**Note:** For further details, please contact our nearest Sales Office.

Type	Control Voltage	Din rail mount Reference	Unit MRP [₹]	Front panel mount Reference	Unit MRP [₹]
RH10 with local manual fault reset	220/240VAC	56130	15075	56230	16555
Sensitivity=0.03A	380/415VAC	56140		56240	23415
RH99 with local manual fault reset	220/240VAC	56173	22770	56273	24655
Sensitivity = 0.03- 30A & time delay= 0-4.5s	380/415VAC	56174	25110	56274	25885
RH197P with local manual or automatic fault reset	220/240VAC		-	56507*	27870
Sensitivity = 0.03- 30A & time delay= 0-4.5s	380/415VAC		-	56508*	63850
RH197P with local manual or automatic fault reset	220/240VAC		-	56512**	61420
Sensitivity = 0.03- 30A & time delay= 0-4.5s	380/415VAC		-	56513**	29550

\* alarm at 50% of fault threshold

\*\* alarm at 100% of fault threshold

## Vigirex Sensors



Type	Ie(A) Rated Operational Current	Inside Diameter (mm)	Reference	Unit MRP [₹]
TA30	65	30	50437	9610
PA50	85	50	50438	13395
IA80	160	80	50439	15945
MA120	250	120	50440	19180
SA200	400	200	50441	29795
GA300	630	300	50442	62080

**Note:** For vigirex relay with monitoring and communication facility, contact nearest sales office.



For Low Voltage Circuit Control and Isolation - Incomers for Distribution Boards

- Conforms to IEC 60947-3/IS 13947 - 3
- Rated operational voltages 500V/690V
- Range 40A to 2500A
- Rated operational current @ AC 23A
- No deration upto 60° C
- Positive contact indication
- Common accessories with ComPact NSX/single auxillary contact
- Making capacity enhanced with ComPact NSX upstream

Pole Description	Rated Operational Current	Reference	Unit MRP ₹
------------------	---------------------------	-----------	---------------

### Interpact Range of Switch Disconnectors

3-Pole	40 A AC-23A	28900	6300
	63 A AC-23A	28902	7610
	100 A AC-23A	28908	8980
	125 A AC-23A	28910	9790
	160 A AC-23A	28912	10900
	200 A AC-23A	31102	18950
	250 A AC-23A	31106	20010
	320 A AC-23A	31108	32590
	400 A AC-23A	31110	36720
630 A AC-23A	31114	37780	
4-Pole	40 A AC-23A	28901	7040
	63 A AC-23A	28903	8330
	100 A AC-23A	28909	9790
	125 A AC-23A	28911	10910
	160 A AC-23A	28913	12050
	200 A AC-23A	31103	21160
	250 A AC-23A	31107	22220
	320 A AC-23A	31109	37750
	400 A AC-23A	31111	38990
630 A AC-23A	31115	43700	

### Interpact Changeover Systems (Complete Assembly)

3-Pole	100 A AC-23A	31140	60970
	160 A AC-23A	31144	66360
	200 A AC-23A	31142	72980
	250 A AC-23A	31146	75010
	320 A AC-23A	31148	124040
	400 A AC-23A	31150	132430
	630 A AC-23A	31154	134720
4-Pole	100 A AC-23A	31141	69540
	160 A AC-23A	31145	76050
	200 A AC-23A	31143	86120
	250 A AC-23A	31147	89110
	320 A AC-23A	31149	135290
	400 A AC-23A	31151	139680
	630 A AC-23A	31155	159900

Description	Reference	Unit MRP ₹
-------------	-----------	---------------

### Accessories

Optional front extended rotary handle INS 250 - black handle (Switch Disconnector)	LV431050	5605
Optional front extended rotary handle INS 320..630 - black handle (Switch Disconnector)	31052	7915
Optional front extended rotary handle INS 40..160 - black handle (Switch Disconnector)	LV428941	2850
6 phase separators - INS100..160	28959	1250
6 phase separators - INS250	29329	1370
6 phase separators - INS400..630	LV432570	950

For details on non standard references, technical parameters, accessories, compatibility, stockable and non stockable status please contact Customer Care

NORMAL STOCK ITEMS

W.E.F. January 25, 2022



## Fuse solutions from the world leader in electrical distribution

- The most complete fuse device offer in single and double break - switch disconnector fuses, fuse switch disconnectors and disconnector fuses
- Double break and Single break offer.
- Short-circuit and overload protection
- Isolation
- On-load switching of circuits

### Range Details: NX range Switch Disconnecter Fuse

- 32A to 630A TP, TPN & FP version suitable for DIN/BS fuses.
- 4 break and 8 arcing zones
- IP20 Fuse protection cover is standard.

### Range Details: ISFT range Fuse Switch Disconnecter

- 100A to 630A TP, version suitable for DIN fuses.
- Single breaking and direct connection to busbars
- isolation with positive contact indication when the fuse-carrier assembly is in the open position (OFF).

### Range Details: ISFL range Vertical Fuse Switch Disconnecter

- 160A to 1250A TP, version suitable for DIN fuses.
- Single breaking and direct connection to busbars
- Two versions i.e Single pole or Three pole operation

- Complete Range from 32 to 630A in TP, TP+N & FP version suitable for DIN/BS fuses.
- 4 breaks and 8 arcing points
- IP20 Fuse Protection Cover is standard
- Higher Mechanical and Electrical life.

### Without Enclosure

Rated Operational Current	Poles Description	DIN Type Reference	Unit MRP [₹]
32 A	3P + N	NX032TPNDI <input checked="" type="checkbox"/>	3320
63 A	3P + N	NX063TPNDI <input checked="" type="checkbox"/>	4400
80 A	3P + N	NX080TPNDI	8310
100 A	3P	NX100TPXDI	9250
	3P + N	NX100TPNDI <input checked="" type="checkbox"/>	9520
125 A	3P	NX125TPXDI <input checked="" type="checkbox"/>	10800
	3P + N	NX125TPNDI <input checked="" type="checkbox"/>	11680
160 A	3P + N	NX160TPNDI <input checked="" type="checkbox"/>	12740
200A	3P + N	NX200TPNDI <input checked="" type="checkbox"/>	16360
250 A	3P	NX250TPXDI	19280
	3P + N	NX250TPNDI <input checked="" type="checkbox"/>	19670
	4P	NX250FPXDI	23570
315 A	3P + N	NX315TPNDI <input checked="" type="checkbox"/>	24360
400 A	3P + N	NX400TPNDI <input checked="" type="checkbox"/>	33330
630 A	3P	NX630TPXDI	47830
	3P + N	NX630TPNDI <input checked="" type="checkbox"/>	48480

### Accessories/Spares

Description	Reference	Unit MRP [₹]
<b>NX032/NX063/NX080</b>		
Auxiliary contact for FuPact	NXAA11 <input checked="" type="checkbox"/>	710
Handle operating mechanism (HOM) NX032...NX080	NXR1	640
<b>NX100/NX125/NX160</b>		
Auxiliary contact for FuPact	NXBA11 <input checked="" type="checkbox"/>	825
Fuse holder DIN for BS type NX100...NX160	NXHB21	315
Handle operating mechanism NX100...NX160	NXR2 <input checked="" type="checkbox"/>	1205
<b>NX200</b>		
Auxiliary contact for FuPact	NXBA11 <input checked="" type="checkbox"/>	825
Fuse holder for BS type NX200	NXHB22	330
Fuse holder for DIN NX200	NXHD22	375
Handle operating mechanism NX200	NXR2 <input checked="" type="checkbox"/>	1205
<b>NX250/315/400</b>		
Auxiliary contact for FuPact	NXBA11 <input checked="" type="checkbox"/>	825
Handle operating mechanism for NX250...NX400	NXR3	1245
<b>NX630</b>		
Auxiliary contact for FuPact	NXBA11 <input checked="" type="checkbox"/>	825

**Note:** For other versions please contact our nearest Sales Office.

Future of Power Distribution

# MasterPact MTZ

LV Circuit Breakers & Switch Disconnectors  
from 630A to 6300A



# NOW, YOU'RE READY...

Built on the legendary performance and reliability of the MasterPact range.

MasterPact MTZ circuit breakers prepare you for the future of power distribution with smart connectivity, remote monitoring, and easy customization via digital modules.

- Intuitive EcoStruxure Power Device App smartphone app for easy operation and maintenance
- Precise Class 1 power meter built in for energy-saving capabilities
- Easy customization with digital modules
- Intuitive MicroLogic™ X control unit
- Easy installation using established architectures
- Seamless integration with building and energy management systems with EcoStruxure architectures
- Designed and tested to applicable standards for ANSI, UL, and IEC
- Low migration cost from MasterPact NT/NW to MasterPact MTZ



---

With MasterPact MTZ breakers, enhanced performance and connectivity equip you for the future of power distribution.

- Available from 630A to 6300A
  - Breaking capacity upto 150kA
  - Fixed & Draw-Out version
- 



# MasterPact MTZ

## A new digital user experience

With the MasterPact MTZ circuit breaker, every stage of the project - from designing and configuring to operating and maintaining - is streamlined using its digital capabilities.

### DESIGN



**EcoStruxure Power Design software**  
Single-line diagram design software that calculates and sizes your electrical installation.

**EcoStruxure Power Build software**  
Quick configuration and quotation tool for switchboards.

### CONFIGURE AND ORDER



**Product Selector**  
Configure MasterPact MTZ to save time and ensure accuracy.

**MySE**  
Order your MasterPact MTZ online

### BUILD AND COMMISSION



**EcoStruxure Power Commission software**  
Commission and upgrade easily with protection setting and factory-acceptance test.

### OPERATE AND MAINTAIN



**EcoStruxure Power monitoring software**  
Power Monitoring Expert  
Power SCADA Operation  
Building Operation  
Facility Advisor

**Monitor with EcoStruxure Power software**  
Obtain data visualization and reporting for increased efficiency.

**Remote, continuous notifications**  
**The Facility Expert maintenance logbook app.**  
Track facility data and receive alerts in case of power events and scheduled maintenance.



**Operate with your smartphone**  
Locally in the facility room



Bluetooth  
NFC Ecostruxure Power Device App

Android

iOS



**Operate with MicroLogic X control unit**

Locally in the facility room  
**Status "at a glance"**



### CUSTOMIZE OR UPGRADE



**GoDigital store**  
Purchase additional digital modules for even more visibility and efficiency over the MasterPact MTZ circuit breaker life cycle.





## Overview of MicroLogic X Trip Unit

### Measurement

Energy management is the challenge of present & future generations. To meet this requirement MicroLogic X incorporates all the measuring functions of a power meter including **Energy Class 1 accuracy** third-party certified.

### Protection

Improvement of the reliability of MicroLogic X, dual settings and additional facilities **increase the performance and the flexibility** of low voltage systems of protection.

### Maintenance & Diagnostics

Optimal continuity of services as well as extended life of equipment is one of customers main concerns. For that purpose **MicroLogic X integrates new extended diagnosis** and assistance to maintenance.



## 14 Optional 24/7 downloadable digital modules dedicated to upgrading MicroLogic X

- Undervoltage and overvoltage
- Underfrequency and overfrequency
- Reverse active power
- IDMTL overcurrent protection
- Directional overcurrent
- Ground-fault alarm
- Energy Reduction Maintenance Settings
- Energy per phase
- Individual harmonics analysis
- Power restoration assistant
- MasterPact operation assistant
- Waveform capture on trip event
- IEC 61850 for MasterPact MTZ
- Modbus legacy dataset

## Communication

- It is now common practice to make available most of the information processed by a Protection Control Unit, locally for network operation and maintenance, as well as remotely for higher functions of control, monitoring, energy efficiency and assets management.
- To comply with this requirement, MicroLogic X control units **incorporate several channels of communication, including Ethernet, Modbus SL and wireless communication facilities**

The Benchmark for Power Circuit Breakers around the world

# MasterPact NT/NW

LV power circuit breakers 630 to 6300 A



Network Protection



Supervision



ComPact

# MasterPact NT and NW

## The Benchmark For Power Circuit Breakers Around The World



Ethernet ready MasterPact NT and NW breakers, setting the standard for performance, safety, connectivity and built-in metering; all in optimized frame sizes

- Ethernet based monitoring, control, alarm notification for energy, asset and network management
- Built-in energy metering with combined accuracy class of 2% for improved energy efficiency
- MasterPact is suitable for heavy duty applications



**Building    Energy    Industry    Datacenter**  
**& Infrastructure**

- MasterPact is an answer to specific applications:
  - 1000V for mining applications
  - Direct current networks
  - Corrosion protection
  - Switch disconnectors and earthing switches

### Range Details:

- 630A to 6300A
- Breaking Capacity upto 150kA
- Fixed, Draw out type
- Flexible terminal orientation enables horizontal or vertical alignment changes in the field\*

\*Not Applicable for 4000A and 6300A

# Micrologic Trip System Overview of functions

## Micrologic name codes

**2.0 E**  
X Y Z

### X: type of protection

- 2 for basic protection
- 5 for selective protection
- 6 for selective + earth-fault protection
- 7 for selective + earth-leakage protection.

### Y: control-unit generation

Identification of the control-unit generation.  
"0" signifies the first generation.

### Z: type of measurement

- E for "Energy"
- P for "power meter"
- H for "harmonic meter".



## Measurements and programmable protection

- I<sub>1</sub>, I<sub>2</sub>, I<sub>3</sub>, I<sub>N</sub>, earth-fault<sup>1</sup>, earth-leakage<sup>2</sup> and maximeter for these measurements
- fault indications
- settings in amperes and in seconds.
- calculates the current demand value
- "Quickview" function for the automatic cyclical display of the most useful values (as standard or by selection).

## P: E + power meter + programmable protection

- measurements of V, A, W, VAR, VA, Wh, VARh, VAh, Hz, Vpeak, Apeak, power factor and maximeters and minimeters
- IDMTL long-time protection, minimum and maximum voltage and frequency, voltage and current imbalance, phase sequence, reverse power
- load shedding and reconnection depending on power or current
- measurements of interrupted currents, differentiated fault indications,
- maintenance indications, event histories and time-stamping, etc.

## H: P + harmonics

- power quality: fundamentals, distortion, amplitude and phase of harmonics up to the 31st order
- waveform capture after fault, alarm or on request
- enhanced alarm programming: thresholds and actions.

## Solar PVDC ACB Offer MasterPact NW HADCD - PV switch disconnectors



- 2000A and 4000A @ 1000V DC
- Short Circuit Withstand Capacity upto 85kA 1sec
- Fixed and Draw out type
- High Mechanical and Electrical life

## ATS Kit Suitable for MasterPact NT/ NW ACB

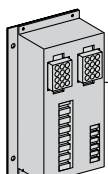
### This Kit comprises of :

- Adaptation fixture & set of two cables for mechanical interlocking
- IVE unit for Electrical Interlocking
- ACP control Plate
- UA/BA controller

\*Note: For ATS with MasterPact NT/NW ACB, order 2 nos. of ACB's with ready to close PF contact + 1 no. ATS Kit



ACP Unit



IVE Unit



Controller



Mechanical interlocking using cable

Description	Reference	Unit MRP [₹]
ATS Kit for MasterPact NT EDO type with BA 415VAC controller	INA_NTDOB4	194950
ATS Kit for MasterPact NT EDO type with UA 415VAC controller	INA_NTDOU4	223650
ATS Kit for MasterPact NW EDO type with BA 415VAC controller	INA_NWDOB4 <input checked="" type="checkbox"/>	212230
ATS Kit for MasterPact NW EDO type with UA 415VAC controller	INA_NWDOU4 <input checked="" type="checkbox"/>	269650

For details on non standard references, technical parameters, accessories, compatibility, stockable and non stockable status please contact Customer Care

NORMAL STOCK ITEMS

W.E.F. January 25, 2022

The easy choice for reliable performance

# EasyPact MVS

LV power circuit breakers and switch  
disconnectors from 800 to 4000 A



# EasyPact MVS

The easy choice for reliable performance



- Thermal memory ensures safe tripping in case of consecutive faults
- In-built ZSI feature facilitates intelligent discrimination and enhances installation life
- Mechanical ready to close features checks all safety parameters before closing for enhanced safety
- Trip unit with built in current & voltage metering for easy access to important electrical parameters
- Best in class break time of 25ms creates lower stress on installation
- Pollution degree 4 allows the breaker to operate in harsh environments
- LED bargraph ensures easy access to % phase wise loading information
- Ap protection feature standard in all trip units

## Range Details:

- Single frame for 800A to 4000A
- Fixed, Draw out type
- Entire Range  $I_{cu}=I_{cs}=I_{cw}=50kA / 65kA$  for 1sec @440V
- Suitability for applications up to 690 V
- Flexible terminal orientation enables horizontal or vertical alignment changes in the field (except for 4000A)

# ET/ETA/ETV Trip System

A step towards intelligent Electrical Distribution Network



	ET TRIP UNIT	ETA Trip Unit	ETV TRIP UNIT
<b>Features</b>	Current Metering		●
	Voltage Metering		●
	ZSI	●	●
	% Loading Bar Graph for each phase	●	●
	Thermal Memory	●	●
	Last 10 Trip History		
<b>Protection</b>	2 (L, I)	2L	2A
		6G	6A

## EasyPact ACB CommunicationModule



Connect



Control




Manage

Make Communication architecture affordable and Easy to maintain

- Connect, Control & Manage three ACBs from one communication module having RS485 port with Modbus RTU protocol.
  - a. Connect breaker ON/OFF status (OF) Breaker trip status (SDE), ready to close status (PF)
  - b. Control remote open/close of air circuit breakers.
  - c. Manage one analog input (4-20mA)



EasyPact MVS communication module connect and control ACB on Modbus Communication architecture.



Material Description	Reference	Unit MRP [₹]
EasyPact MVS Communication module .... EasyCom	MVS21430	15620

For details on non standard references, technical parameters, accessories, compatibility, stockable and non stockable status please contact Customer Care

☑ NORMAL STOCK ITEMS

W.E.F. January 25, 2022

# EasyPact MVS Draw-out ACB

## Draw-out type Circuit breakers and Switch Disconnectors 800-4000A



- Conforms to IS/ IEC 60947-2 & 3
- Microprocessor based ET trip systems with thermal memory
- No derating up to 50°C
- Zone Selective Interlocking
- Fully rated neutral with inbuilt protection
- Pre trip alarm & individual fault indicating LEDs
- ET6L provides Overload, Short-circuit, Instantaneous & Earth-fault protections
- Icu=Ics=Icw(1sec) = 50kA @ 440V AC

### Draw-out Type circuit breaker with Microprocessor based ET6G Trip Unit (without display)

Rating In (A)	3P Draw-Out Manual Reference	Unit MRP [₹]	3P Draw-Out Electrical Reference	Unit MRP [₹]	4P Draw-Out Manual Reference	Unit MRP [₹]	4P Draw-Out Electrical Reference	Unit MRP [₹]
800	MVS08N3MW6L	247050	MVS08N3NW6L	318280	MVS08N4MW6L	310090	MVS08N4NW6L	381320
1000	MVS10N3MW6L	259540	MVS10N3NW6L	330770	MVS10N4MW6L	324870	MVS10N4NW6L	396100
1250	MVS12N3MW6L	288980	MVS12N3NW6L	360210	MVS12N4MW6L	359820	MVS12N4NW6L	431050
1600	MVS16N3MW6L	328440	MVS16N3NW6L	399670	MVS16N4MW6L	400750	MVS16N4NW6L	471980
2000	MVS20N3MW6L	441270	MVS20N3NW6L	512500	MVS20N4MW6L	541920	MVS20N4NW6L	613150
2500	MVS25N3MW6L	545530	MVS25N3NW6L	616760	MVS25N4MW6L	662920	MVS25N4NW6L	734150
3200	MVS32N3MW6L	659570	MVS32N3NW6L	730800	MVS32N4MW6L	808730	MVS32N4NW6L	879960
4000	MVS40N3MW6L	806680	MVS40N3NW6L	877910	MVS40N4MW6L	1036300	MVS40N4NW6L	1107530

### EasyPact MVS Draw out ACB

ACB variants	LP changes for product Configuration w.r.t. ACB having ET6G trip unit.		How to arrive at new reference number*
Switch Disconnector version (without trip unit)	Reduce	₹19300	<b>Example :</b> ACB reference with ET6G trip unit - MVS08N3MW6L. For switch disconnector reference <b>replace 6L by 0D</b> i.e MVS08N3MW0D
ACB with ET6A trip unit (LCD display with Current Metering)	Add	₹9200	<b>Example :</b> ACB reference with ET6G trip unit - MVS08N3MW6L. For ACB reference with ET6A trip unit <b>replace 6L by 6A</b> i.e MVS08N3MW6A
ACB with ET6V trip unit (LCD display with Current Metering & Voltage Metering and Last 10 Trip History)	Add	₹21200	<b>Example :</b> ACB reference with ET6G trip unit - MVS08N3MW6L. For ACB reference with ET6V trip unit <b>replace 6L by 6V</b> i.e MVS08N3MW6V

\*- Same Philosophy for 3 Pole/ 4 Pole and Manual/ Electrical References

#### Note:

All draw-out type circuit breakers will be supplied with:

- Top and Bottom horizontal terminations.
- 1 No. Electrical fault indication Contact (SDE).
- No. Auxiliary contact block (OF) with 4 C/O contacts.
- Safety shutters on Chassis & door sealing frame- Escutcheon (CDP).

- All electrical operated breakers are supplied with motor mechanism (MCH), closing coil (XF) & shunt release (MX)
- External Neutral CT required for highly un-balanced TP-N system has to be ordered at extra price.
- Any other accessories are optional at extra price.
- The product label on all electrical operated breakers may have different reference number than above printed however both references will have same functionalities. For example
  - MVS08N3NW6L can be represented as MVS08N3EW6L
  - MVS08N3NF6L can be represented as MVS08N3EF6L

For details on non standard references, technical parameters, accessories, compatibility, stockable and non stockable status please contact Customer Care

NORMAL STOCK ITEMS

W.E.F. January 25, 2022



# EasyPact MVS Draw-out ACB

## Draw-out type Circuit breakers and Switch Disconnectors 800-4000A



- Conforms to IS/ IEC 60947-2 & 3
- Microprocessor based ET trip systems with thermal memory
- No derating up to 50°C
- Fully rated neutral with inbuilt protection
- Pre trip alarm & individual fault indicating LEDs
- ET2L provides Overload & Short-circuit protections
- $I_{cu}=I_{cs}=I_{cw}(1\text{sec}) = 50\text{kA} @ 440\text{V AC}$

### Draw-out Type circuit breaker with Microprocessor based ET2L Trip Unit (without display)

Rating In (A)	3P Draw-Out Manual Reference	Unit MRP [₹]	3P Draw-Out Electrical Reference	Unit MRP [₹]	4P Draw-Out Manual Reference	Unit MRP [₹]	4P Draw-Out Electrical Reference	Unit MRP [₹]
800	MVS08N3MW2L	239650	MVS08N3NW2L	310880	MVS08N4MW2L	302690	MVS08N4NW2L	373920
1000	MVS10N3MW2L	252140	MVS10N3NW2L	323370	MVS10N4MW2L	317470	MVS10N4NW2L	388700
1250	MVS12N3MW2L	281580	MVS12N3NW2L	352810	MVS12N4MW2L	352420	MVS12N4NW2L	423650
1600	MVS16N3MW2L	321040	MVS16N3NW2L	392270	MVS16N4MW2L	393350	MVS16N4NW2L	464580
2000	MVS20N3MW2L	433870	MVS20N3NW2L	505100	MVS20N4MW2L	534520	MVS20N4NW2L	605750
2500	MVS25N3MW2L	538130	MVS25N3NW2L	609360	MVS25N4MW2L	655520	MVS25N4NW2L	726750
3200	MVS32N3MW2L	652170	MVS32N3NW2L	723400	MVS32N4MW2L	801330	MVS32N4NW2L	872560
4000	MVS40N3MW2L	799280	MVS40N3NW2L	870510	MVS40N4MW2L	1028900	MVS40N4NW2L	1100130

### EasyPact MVS Draw out ACB

ACB variants	LP changes for product Configuration w.r.t. ACB having ET2L trip unit.		How to arrive at new reference number*
ACB with ET2A trip unit (LCD display with Current Metering)	Add	₹4600	<b>Example :</b> ACB reference with ET2L trip unit - MVS08N3MW2L. For ACB reference with ET2A trip unit <b>replace 2L by 2A</b> i.e MVS08N3MW2A
ACB with ET2V trip unit (LCD display with Current Metering & Voltage Metering and Last 10 Trip History)	Add	₹13800	<b>Example :</b> ACB reference with ET2L trip unit - MVS08N3MW2L. For ACB reference with ET2V trip unit <b>replace 2L by 2V</b> i.e MVS08N3MW2V

AC\* Same Philosophy for 3 Pole/ 4 Pole and Manual/ Electrical References

#### Note:

All draw-out type circuit breakers will be supplied with:

- Top and Bottom horizontal terminations.
- 1 No. Electrical fault indication Contact (SDE).
- 1 No. Auxiliary contact block (OF) with 4 C/O contacts.
- Safety shutters on Chassis & door sealing frame- Escutcheon (CDP).

- All electrical operated breakers are supplied with motor mechanism (MCH), closing coil (XF) & shunt release (MX).
- External Neutral CT required for highly un-balanced TP-N system has to be ordered at extra price.
- Any other accessories are optional at extra price.
- The product label on all electrical operated breakers may have different reference number than above printed however both references will have same functionalities. For example
  - MVS08N3NW6L can be represented as MVS08N3EW6L
  - MVS08N3NF6L can be represented as MVS08N3EF6L

For details on non standard references, technical parameters, accessories, compatibility, stockable and non stockable status please contact Customer Care

NORMAL STOCK ITEMS

W.E.F. January 25, 2022

# EasyPact MVS Fixed ACB

## Fixed type Circuit breakers & Switch Disconnectors 800-4000A



- Conforms to IS/ IEC 60947-2 & 3
- Microprocessor based ET trip systems with thermal memory
- No derating up to 50° C
- Zone Selective Interlocking
- Fully rated neutral with inbuilt protection
- Pre trip alarm & individual fault indicating LEDs
- $I_{cu}=I_{cs}=I_{cw}(1\text{sec})=50\text{kA}@440\text{V AC}$

### Fixed Type circuit breaker with Microprocessor based ET6G Trip Unit (without display)

Rating in (A)	3P Fix Manual Reference	Unit MRP [₹]	3P Fix Electrical Reference	Unit MRP [₹]	4P Fix Manual Reference	Unit MRP [₹]	4P Fix Electrical Reference	Unit MRP [₹]
800	MVS08N3MF6L	184220	MVS08N3NF6L	255450	MVS08N4MF6L	234220	MVS08N4NF6L	305450
1000	MVS10N3MF6L	201660	MVS10N3NF6L	272890	MVS10N4MF6L	254380	MVS10N4NF6L	325610
1250	MVS12N3MF6L	231780	MVS12N3NF6L	303010	MVS12N4MF6L	289580	MVS12N4NF6L	360810
1600	MVS16N3MF6L	257280	MVS16N3NF6L	328510	MVS16N4MF6L	332570	MVS16N4NF6L	403800
2000	MVS20N3MF6L	332250	MVS20N3NF6L	403480	MVS20N4MF6L	434210	MVS20N4NF6L	505440
2500	MVS25N3MF6L	405060	MVS25N3NF6L	476290	MVS25N4MF6L	511740	MVS25N4NF6L	582970
3200	MVS32N3MF6L	579820	MVS32N3NF6L	651050	MVS32N4MF6L	715390	MVS32N4NF6L	786620
4000	MVS40N3MF6L	714030	MVS40N3NF6L	785260	MVS40N4MF6L	895170	MVS40N4NF6L	966400

### EasyPact MVS Fix ACB

ACB variants	LP changes for product Configuration w.r.t. ACB having ET6G trip unit.		How to arrive at new reference number*
Switch Disconnector version (without trip unit)	Reduce	₹19300	<b>Example :</b> ACB reference with ET6G trip unit - MVS08N3MF6L. For switch disconnector reference <b>replace 6L by 0D</b> i.e MVS08N3MF0D
ACB with ET6A trip unit (LCD display with Current Metering)	Add	₹9200	<b>Example :</b> ACB reference with ET6G trip unit - MVS08N3MF6L. For ACB reference with ET6A trip unit <b>replace 6L by 6A</b> i.e MVS08N3MF6A
ACB with ET6V trip unit (LCD display with Current Metering & Voltage Metering and Last 10 Trip History)	Add	₹21200	<b>Example :</b> ACB reference with ET6G trip unit - MVS08N3MF6L. For ACB reference with ET6V trip unit <b>replace 6L by 6V</b> i.e MVS08N3MF6V

\* Same Philosophy for 3 Pole/ 4 Pole and Manual/ Electrical References

#### Note:

All Fix type circuit breakers will be supplied with:

- horizontal / vertical terminal
  - 1 No. Electrical fault indication Contact (SDE).
  - 1 No. Auxiliary contact block (OF) with 4 C/O contacts.
  - door sealing frame- Escutcheon (CDP).
- All switch disconnectors are without protection
  - All electrical operated breakers are supplied with motor mechanism (MCH), closing coil (XF) & shunt release (MX).
  - External Neutral CT required for highly un-balanced TP-N system has to be ordered at extra price.
  - Any other accessories are optional at extra price.
  - The product label on all electrical operated breakers may have different reference number than above printed however both references will have same functionalities. For example
    - MVS08N3NW6L can be represented as MVS08N3EW6L
    - MVS08N3NF6L can be represented as MVS08N3EF6L

For details on non standard references, technical parameters, accessories, compatibility, stockable and non stockable status please contact Customer Care

NORMAL STOCK ITEMS

W.E.F. January 25, 2022

- Conforms to IS/ IEC 60947-2 & 3
- Microprocessor based ET trip systems with thermal memory
- No derating up to 50° C
- Fully rated neutral with inbuilt protection
- Pre trip alarm & individual fault indicating LEDs
- Icu=Ics=Icw(1sec) =50kA @ 440V AC

### Fixed Type circuit breaker with Microprocessor based ET2L Trip Unit (without display)

Rating in (A)	3P Fix Manual Reference	Unit MRP [₹]	3P Fix Electrical Reference	Unit MRP [₹]	4P Fix Manual Reference	Unit MRP [₹]	4P Fix Electrical Reference	Unit MRP [₹]
800	MVS08N3MF2L	176820	MVS08N3NF2L	248050	MVS08N4MF2L	226820	MVS08N4NF2L	298050
1000	MVS10N3MF2L	194260	MVS10N3NF2L	265490	MVS10N4MF2L	246980	MVS10N4NF2L	318210
1250	MVS12N3MF2L	224380	MVS12N3NF2L	295610	MVS12N4MF2L	282180	MVS12N4NF2L	353410
1600	MVS16N3MF2L	249880	MVS16N3NF2L	321110	MVS16N4MF2L	325170	MVS16N4NF2L	396400
2000	MVS20N3MF2L	324850	MVS20N3NF2L	396080	MVS20N4MF2L	426810	MVS20N4NF2L	498040
2500	MVS25N3MF2L	397660	MVS25N3NF2L	468890	MVS25N4MF2L	504340	MVS25N4NF2L	575570
3200	MVS32N3MF2L	572420	MVS32N3NF2L	643650	MVS32N4MF2L	707990	MVS32N4NF2L	779220
4000	MVS40N3MF2L	706630	MVS40N3NF2L	777860	MVS40N4MF2L	887770	MVS40N4NF2L	959000

### EasyPact MVS Fix ACB

ACB variants	LP changes for product configuration w.r.t. ACB having ET2L trip unit	How to arrive at new reference number
ACB with ET2A trip unit (LCD display with Current Metering)	Add	₹4600
ACB with ET2V trip unit (LCD display with Current Metering & Voltage Metering and Last 10 Trip History)	Add	₹13800

\* Same Philosophy for 3 Pole/ 4 Pole and Manual/ Electrical References

Note:

All Fix type circuit breakers will be supplied with:

- horizontal / vertical terminal
- 1 No. Electrical fault indication Contact (SDE).
- 1 No. Auxiliary contact block (OF) with 4 C/O contacts.
- door sealing frame- Escutcheon (CDP).

- All switch disconnectors are without protection
- All electrical operated breakers are supplied with motor mechanism (MCH), closing coil (XF) & shunt release (MX).
- External Neutral CT required for highly un-balanced TP-N system has to be ordered at extra price.
- Any other accessories are optional at extra price.
- The product label on all electrical operated breakers may have different reference number than above printed however both references will have same functionalities. For example
  - MVS08N3NW6L can be represented as MVS08N3EW6L
  - MVS08N3NF6L can be represented as MVS08N3EF6L

For details on non standard references, technical parameters, accessories, compatibility, stockable and non stockable status please contact Customer Care

NORMAL STOCK ITEMS

W.E.F. January 25, 2022

Component	Specification	Reference	Unit MRP ₹
<b>Gear Motor (MCH)</b>			
AC 50/60 Hz	100/130 V	47893	55230
	200/240 V	47894 <input checked="" type="checkbox"/>	
	380/415 V	47896	
DC	24/30 V	47888	
	48/60 V	47889	
	100/125 V	47890	
	200/250 V	47891	
<b>Closing Release (XF)</b>			
AC 50/60 Hz DC	24/30 V DC	33659	8040
	48/60 V DC	33660	
	100/130 V AC/DC	MVS15511 <input checked="" type="checkbox"/>	
	200/250 V AC/DC	MVS15512 <input checked="" type="checkbox"/>	
	380/480 V AC	MVS15513	
<b>Opening Release (MX)</b>			
AC 50/60 Hz DC	24/30 V DC, 24 V AC	33659	8040
	48/60 V DC, 48 V AC	33660	
	100/130 V AC/DC	33661 <input checked="" type="checkbox"/>	7980
	200/250 V AC/DC	33662 <input checked="" type="checkbox"/>	
	380/480 V AC	33664 <input checked="" type="checkbox"/>	8040
<b>Terminal Block</b>			
For drawout circuit breaker		47849	300
<b>Under Voltage Release (MN)</b>			
AC 50/60 Hz DC	24/30 V DC, 24 V AC	33668	8040
	48/60 V DC, 48 V AC	33669	
	100/130 V AC/DC	33670 <input checked="" type="checkbox"/>	
	200/250 V AC/DC	33671 <input checked="" type="checkbox"/>	
	380/480 V AC	33673 <input checked="" type="checkbox"/>	
<b>MN Delay Unit</b>			
AC 50/60 Hz DC	48/60 V AC/DC	33680	11690
	100/130 V AC/DC	33681	
	200/250 V AC/DC	33682	
	380/480 V AC/DC	33683	
	100/130 V AC/DC	33684	10890
	200/250 V AC/DC	33685 <input checked="" type="checkbox"/>	
<b>ON/OFF Indication Contacts (Additional OF contact)</b>			
1 additional block of 4 contacts		47887	7090
<b>Door Interlock (VPECD)/1 part</b>			
On right hand side of chassis		47914 <input checked="" type="checkbox"/>	3860
<b>Operation Counter</b>			
Operation Counter CDM		48535	10960

For details on non standard references, technical parameters, accessories, compatibility, stockable and non stockable status please contact Customer Care

NORMAL STOCK ITEMS

W.E.F. January 25, 2022

# EasyPact SPS

Standard Protection System for your electrical distribution network



800-1600A

ET2.0  
Trip System

ET6G  
Trip System

Microprocessor Base Trip Units

Schneider Electric Global specialist in the field of ACBs and MCCBs, introduces **EasyPact SPS** range of ACBs

- Single Frame size from 800-1600A
- ASIC Based Microprocessor trip unit with OL, SC & EF protection features, which offer fastest short circuit tripping time in its class
- 25 ms short circuit tripping time ensure low let through energy increase the longevity of an electrical distribution network, cables and equipment
- Offer highest standards of safety for operator as well as Electrical distribution network
- Pollution category –III along with modular technology ensure high operating cycles without maintenance
- Simple to choose and easy to install



- All **EasyPact SPS** Air Circuit Breakers are equipped with terminal adaptors
- Conforms to IS/ IEC 60947-2 & 3
- Microprocessor based ET trip systems with thermal memory
- Fully rated neutral with inbuilt protection
- ET6L provides Overload, Short-circuit, Instantaneous & Earth-fault protections
- ET2B provides Overload & Short-circuit protections
- Short circuit breaking capacity 50kA @ 440V AC

### Draw-out Type circuit breaker with Microprocessor based ET6G Trip Unit

Rating in (A)	3P Draw-Out Manual Reference	Unit MRP [₹]	3P Draw-Out Electrical Reference	Unit MRP [₹]	4P Draw-Out Manual Reference	Unit MRP [₹]	4P Draw-Out Electrical Reference	Unit MRP [₹]
800	SPS08F3PMW6L	203250	SPS08F3PEW6L	255130	SPS08F4PMW6L	254870	SPS08F4PEW6L	306760
1000	SPS10F3PMW6L	212960	SPS10F3PEW6L	264850	SPS10F4PMW6L	269620	SPS10F4PEW6L	321510
1250	SPS12F3PMW6L	238200	SPS12F3PEW6L	290080	SPS12F4PMW6L	303800	SPS12F4PEW6L	355680
1600	SPS16F3PMW6L	268710	SPS16F3PEW6L	320600	SPS16F4PMW6L	343880	SPS16F4PEW6L	395770

### Draw-out Type circuit breaker with Microprocessor based ET2B Trip Unit

Rating in (A)	3P Draw-Out Manual Reference	Unit MRP [₹]	3P Draw-Out Electrical Reference	Unit MRP [₹]	4P Draw-Out Manual Reference	Unit MRP [₹]	4P Draw-Out Electrical Reference	Unit MRP [₹]
800	SPS08F3PMW2B	200940	SPS08F3PEW2B	252830	SPS08F4PMW2B	252570	SPS08F4PEW2B	304450
1000	SPS10F3PMW2B	210660	SPS10F3PEW2B	262530	SPS10F4PMW2B	267320	SPS10F4PEW2B	319190
1250	SPS12F3PMW2B	235890	SPS12F3PEW2B	287780	SPS12F4PMW2B	301500	SPS12F4PEW2B	353380
1600	SPS16F3PMW2B	266410	SPS16F3PEW2B	318290	SPS16F4PMW2B	341580	SPS16F4PEW2B	393460

### Draw-out Type switch disconnector without protection

Rating in (A)	3P Draw-Out Manual Reference	Unit MRP [₹]	3P Draw-Out Electrical Reference	Unit MRP [₹]	4P Draw-Out Manual Reference	Unit MRP [₹]	4P Draw-Out Electrical Reference	Unit MRP [₹]
800	SPS08F3PMW0D	185060	SPS08F3PEW0D	236930	SPS08F4PMW0D	236680	SPS08F4PEW0D	288570
1000	SPS10F3PMW0D	194760	SPS10F3PEW0D	246650	SPS10F4PMW0D	251420	SPS10F4PEW0D	303310
1250	SPS12F3PMW0D	220010	SPS12F3PEW0D	271880	SPS12F4PMW0D	285610	SPS12F4PEW0D	337490
1600	SPS16F3PMW0D	250520	SPS16F3PEW0D	302400	SPS16F4PMW0D	325690	SPS16F4PEW0D	377580

#### Note:

All draw-out type circuit breakers will be supplied with:

- Vertical-vertical terminations.
- 1 No. Electrical fault indication Contact (SDE).
- 1 No. Auxiliary contact block (OF) with 2 C/O contacts.
- Safety shutters on Chassis & door sealing frame- Escutcheon (CDP).

- All switch disconnectors are without protection
- All electrical operated breakers are supplied with motor mechanism (MCH), closing coil (XF) and shunt release (MX).
- External Neutral CT required for highly un-balanced TP-N system has to be ordered at extra price.
- Any other accessories are optional at extra price.



- All EasyPact SPS Air Circuit Breakers are equipped with terminal adaptors
- Conforms to IS/ IEC 60947-2 & 3
- Microprocessor based ET trip systems with thermal memory
- Fully rated neutral with inbuilt protection
- ET6L provides Overload, Short-circuit, Instantaneous & Earth-fault protections
- ET2B provides Overload & Short-circuit protections
- Short circuit breaking capacity 50kA @ 440V AC

## Fixed Type circuit breaker with Microprocessor based ET6G Trip Unit

Rating in (A)	3P Fixed Manual Reference	Unit MRP [₹]	3P Fixed Electrical Reference	Unit MRP [₹]	4P Fixed Manual Reference	Unit MRP [₹]	4P Fixed Electrical Reference	Unit MRP [₹]
800	SPS08F3PMF6L	156120	SPS08F3PEF6L	208010	SPS08F4PMF6L	189810	SPS08F4PEF6L	241700
1000	SPS10F3PMF6L	164370	SPS10F3PEF6L	216250	SPS10F4PMF6L	203800	SPS10F4PEF6L	255680
1250	SPS12F3PMF6L	189510	SPS12F3PEF6L	241400	SPS12F4PMF6L	236440	SPS12F4PEF6L	288330
1600	SPS16F3PMF6L	219450	SPS16F3PEF6L	271340	SPS16F4PMF6L	270300	SPS16F4PEF6L	322180

## Fixed Type circuit breaker with Microprocessor based ET2B Trip Unit

Rating in (A)	3P Fixed Manual Reference	Unit MRP [₹]	3P Fixed Electrical Reference	Unit MRP [₹]	4P Fixed Manual Reference	Unit MRP [₹]	4P Fixed Electrical Reference	Unit MRP [₹]
800	SPS08F3PMF2B	153820	SPS08F3PEF2B	205700	SPS08F4PMF2B	187510	SPS08F4PEF2B	239380
1000	SPS10F3PMF2B	162060	SPS10F3PEF2B	213950	SPS10F4PMF2B	201490	SPS10F4PEF2B	253380
1250	SPS12F3PMF2B	187210	SPS12F3PEF2B	239100	SPS12F4PMF2B	234130	SPS12F4PEF2B	286020
1600	SPS16F3PMF2B	217140	SPS16F3PEF2B	269030	SPS16F4PMF2B	268000	SPS16F4PEF2B	319870

## Fixed Type switch disconnector without protection

Rating in (A)	3P Fixed Manual Reference	Unit MRP [₹]	3P Fixed Electrical Reference	Unit MRP [₹]	4P Fixed Manual Reference	Unit MRP [₹]	4P Fixed Electrical Reference	Unit MRP [₹]
800	SPS08F3PMF0D	137930	SPS08F3PEF0D	189820	SPS08F4PMF0D	171610	SPS08F4PEF0D	223500
1000	SPS10F3PMF0D	146180	SPS10F3PEF0D	198050	SPS10F4PMF0D	185610	SPS10F4PEF0D	237490
1250	SPS12F3PMF0D	171330	SPS12F3PEF0D	223200	SPS12F4PMF0D	218250	SPS12F4PEF0D	270140
1600	SPS16F3PMF0D	201260	SPS16F3PEF0D	253150	SPS16F4PMF0D	252100	SPS16F4PEF0D	303990

**Note:** All Fixed type circuit breakers will be supplied with: (i) Vertical-vertical terminations. (ii) 1 No. Electrical fault indication Contact (SDE).

(iii) 1 No. Auxiliary contact block (OF) with 2 C/O contacts.

All switch disconnectors are without protection | All electrical operated breakers are supplied with motor mechanism (MCH), closing coil (XF) and shunt release (MX). | External Neutral CT required for highly un-balanced TP-N system has to be ordered at extra price. | Any other accessories are optional at extra price.

## Accessories

Pole Description	Rated Operational Current	Reference	Unit MRP ₹
<b>Gear Motor (MCH)</b>			
AC 50/60 Hz	100/130 V	33176	55230
	200/240 V	33177	
	277/415 V	33179	
DC	24/30 V	33185	
	48/60 V	33186	
	100/125 V	33187	
	200/250 V	33188	
<b>Terminal Block</b>			
For Fixed circuit breaker		47074	350
For Drawout circuit breaker		33098	335
<b>ON/OFF Indication contacts (OF) 1Part</b>			
Changeover contact 6A	240V	47076	1430
<b>Ready to close contact</b>			
Changeover contact 5A	240V	47080	3660
<b>Door interlock (VPECD)/1 part</b>			
Right side of chassis		33172	5430

For details on non standard references, technical parameters, accessories, compatibility, stockable and non stockable status please contact Customer Care

NORMAL STOCK ITEMS

W.E.F. January 25, 2022



# ASCO Power Technologies™

The **7000 SERIES** Automatic Transfer Bypass-Isolation Switch is intended for critical applications where continuous power is required

- Allows bypass-isolation without load interruption
- Primary transfer switch can be inspected, tested, and maintained without interrupting power to the load
- Transfer switch and bypass transfer switch have identical electrical ratings
- Range: 150 to 4000 amps
- Draw-out design allows for easy transfer switch maintenance
- Open Transition (OTTS), Closed Transition (CTTS) and Delayed Transition (DTTS) Designs



# Series 7000/300, Automatic Transfer Switch (ASCO)

7000/300 Series Power Transfer Switches are available in open and enclosed variants, ranging from 30 to 4000 amps (LV) & 1200 to 3000A (MV) with wide range of accessories. All switching configurations (OTTS, DTTs, CTTS) are available with optional integrated bypass-isolation switch.



Open/Closed/Delayed Transition with Bypass



Open/Closed/Delayed Transition Switch



UL /ANSI – 2 Section Medium Voltage ATS



IEC Design – 3 Section Medium Voltage ATS

# Series 7000/300, Automatic Transfer Switch (ASCO)

Frame	Rating(A)	Controller Type	Reference (4P, Overlapping Neutral)	Unit MRP [₹]	Controller Type	Reference (4P, Overlapping Neutral)	Unit MRP [₹]
D	30	Series 7000 Group 5 Controller	D07ATSC30030K500	On Request	Series 300 Group G Controller	D03ATSC30030KG00	On Request
	70		D07ATSC30070K500	On Request		D03ATSC30070KG00	On Request
	104		D07ATSC30100K500	On Request		D03ATSC30104KG00	On Request
	150		D07ATSC30150K500	On Request		D03ATSC30150KG00	On Request
	200		D07ATSC30200K500	On Request		D03ATSC30200KG00	On Request
	230		D07ATSC30230K500	On Request		D03ATSC30230KG00	On Request
J	260	ASCO	J07ATSC30260K500	On Request	ASCO	J03ATSC30260KG00	On Request
	400		J07ATSC30400K500	On Request		J03ATSC30400KG00	On Request
	600		J07ATSC30600K500	On Request		J03ATSC30600KG00	On Request
H	800	ASCO	H07ATSC30800K500	On Request	ASCO	H03ATSC30800KG00	On Request
	1000		H07ATSC31000K500	On Request		H03ATSC31000KG00	On Request
	1200		H07ATSC31200K500	On Request		H03ATSC31200KG00	On Request
G	1600	ASCO	G07ATSC31600K500	On Request	ASCO	G03ATSC31600KG00	On Request
	2000		G07ATSC32000K500	On Request		G03ATSC32000KG00	On Request
	2600		G07ATSC32600K500	On Request		G03ATSC32600KG00	On Request
	3000		G07ATSC33000K500	On Request		G03ATSC33000KG00	On Request
	3200		G07ATSC33200K500	On Request		G03ATSC33200KG00	On Request
	4000		G7ATSC34000K5X40RM	On Request		-	-

- Confirming to UL 1008
- Fast & Consistent Transfer (Less than 100ms)
- Single Solenoid True Double throw Design
- High Withstanding & Closing-On Fault Currents (WCR)
- Neutral Overlap to eliminate Voltage Transients
- In-Phase Monitor to avoid Motor Inrush current

- Engine Start/Stop, AMF Logic & Time Delay Setting
- Programmable Daily/Weekly Engine Exerciser
- 4 Line LCD + LED Display
- 99 Events Log & Diagnostics with Date/Time
- Statistical ATS System Monitoring Information
- Communication Compatible (Modbus/Ethernet)

- 2P, 3P & 4P with solid neutral/Switched Neutral are available
- ATS with stand alone Type Tested NEMA Enclosure available
- For Series 7000 Close Transition, Bypass Option & Medium Voltage ATS offer please contact Customer Care Centre

For details on non standard references, technical parameters, accessories, compatibility, stockable and non stockable status please contact Customer Care



☑ NORMAL STOCK ITEMS




W.E.F. January 25, 2022

# Series 230, Automatic Transfer Switch (ASCO)

- Confirming to IEC 60947-6-1
- Built-in Microprocessor controller
- Utilization Category AC-32A & AC-33B
- Mechanical Durability: 10,000 cycles in all frames
- Highest short circuit withstand current with CB back-up protection
- Fire control input signal
- 3rd party type tested



Frame	Rating(Amp)	Controller Type	Reference	Unit MRP [₹]	Poles
	16	<b>C300</b>  • Under/Over Voltage • Under/Over Frequency • Time Delay • Engine start/stop • RS485 Port (optional) • LED Display	A2ADTLB30016KB	39150	4P
	32		A2ADTLB30032KB	40020	
	63		A2ADTLB30063KB	40890	
	80		A2ADTLB30080KB	41760	

Frame	Rating (Amp)	Controller Type	Reference	Unit MRP [₹]	Controller Type	Reference	Unit MRP [₹]	Poles
	100	<b>C1000</b> 	B2ADTLB30100KD	57420	<b>C2000</b>  • Under/Over Voltage • Under/Over Frequency • Phase Rotation • Voltage Unbalance • Time Delay • Engine start/stop • LED + LCD Display • RS485 Port Standard • Event Logging • Priority Source Swapping	B2ADTLB30100KE	92220	4P
	125		B2ADTLB30125KD	58290		B2ADTLB30125KE	93090	
	160		B2ADTLB30160KD	65250		B2ADTLB30160KE	100050	
C2ADTL	200		C2ADTLB30200KD	91350		C2ADTLB30200KE	126150	
	225		C2ADTLB30225KD	95700		C2ADTLB30225KE	130500	
	250		C2ADTLB30250KD	100050		C2ADTLB30250KE	134850	
D2ADTL	315		D2ADTLB30315KD	121800		D2ADTLB30315KE	156600	
	400		D2ADTLB30400KD	130500		D2ADTLB30400KE	165300	
E2ADTL	500		E2ADTLB30500KD	169650		E2ADTLB30500KE	204450	
	630		E2ADTLB30630KD	178350		E2ADTLB30630KE	213150	
	800		E2ADTLB30800KD	214020		E2ADTLB30800KE	248820	

\* For 2P & 3P ATS, please contact Customer Care Centre.

## Series 230 Accessories

### 72D RS-485 communication

Suffix '72D' in the part reference for inbuilt RS485 communication port. Applicable for C300 and C1000 Series controller based transfer switching equipments. RS485 port option available factory fit only. For Price please contact Customer Care Centre



4 Pole Bridging Busbar



Auxiliary Contact



72 D

Accessory Type	Description	Reference	Unit MRP [₹]
LAP1F100	Aux.Contact (NO)	972970	910
LAP1F010	Aux.Contact (NC)	972970-001	910
132JC	4P Bridging Busbar for B2ADTL Frame	972971-002	On Request

For details on non standard references, technical parameters, accessories, compatibility, stockable and non stockable status please contact Customer Care

NORMAL STOCK ITEMS

W.E.F. January 25, 2022

# WOTPC, Automatic transfer switch

- Conforming to IEC 60947-6-1
- Solenoid operated, Built-in Microprocessor Controller
- 1000-4000 Amps in same compact frame
- Utilization Category: AC 33A
- Mechanical Endurance: 20,000 ops
- Rated Short circuit withstand of 65 kA, 3sec
- Built in RS 485 port for communication



Rating (amps)	Poles	Reference	Unit MRP [₹]	Poles	Reference	Unit MRP [₹]
1000	3P	OT10003D5VI	On Request	4P	OT10004D5VI	On Request
1250		OT12503D5VI	On Request		OT12504D5VI	On Request
1600		OT16003D5VI	On Request		OT16004D5VI	On Request
2000		OT20003D5VI	On Request		OT20004D5VI	On Request
2500		OT25003D5VI	On Request		OT25004D5VI	On Request
3200		OT32003D5I	On Request		OT32004D5I	On Request
4000		OT40003D5I	On Request		OT40004D5I	On Request

\*above references are with vertical termination, for horizontal terminal please contact customer care

## WOTPC Accessories:



Accessory Type	Description	Unit MRP [₹]
W00T0001I	Phase Partition (Each)	On Request
W00T0002I	Extension Harness (4m)	On Request
W00T0003I	Copper bar for Vertical Wiring	On Request

For details on non standard references, technical parameters, accessories, compatibility, stockable and non stockable status please contact Customer Care

NORMAL STOCK ITEMS

W.E.F. January 25, 2022

Launching soon

Advanced transfer switch to maximize

# RELIABILITY



- Conforming to IEC 60947-6-1
- Solenoid operated, Built-in Microprocessor Controller
- Extreme Environment proof
- Utilization Category: AC 33B
- Poles: 2,3,4
- Scalable with plug and play - 10 function modules
- Connectivity with compliant to cyber security standard IEC 62443, SL1 Level

TransferPacT™ Active Automatic



[se.com/in](https://se.com/in)

Life Is On

Schneider  
Electric

Launching soon

Transfer switching Equipment

# Compact, Easy & Reliable



WATSN Transfer Switching Equipment

- Conforming to IEC 60947-6-1
- Automatic and Remote Transfer switches
- Solenoid operated, Built-in Microprocessor Controller
- Reduced size and footprint upto 30%
- 63 -630 Amps, 2,3,4 pole configurations
- Utilization Category: AC 33B



[se.com/in](https://se.com/in)

Life Is On

**Schneider**  
Electric



# EasyPact TVS

The Easy choice for simplicity and flexibility

- 3 Pole and 4 Pole Power Contactor
- Control Relays
- Thermal Overload Relay
- Circuit Breaker for Motor Protection
- Accessories

**New**

A2L certified  
upto 50A  
for HVAC  
applications



EasyPact TVS  
Catalogue

**Designed for the Essential**



Selection Charts for  
Motor Feeders for  
IE2/IE3 Motors with  
EasyPact TVS

# EasyPact TVS

## Power Contactors - ETVS (3 Pole AC Control)



- Conformance to IEC 60947-4-1, CE Marking
- Current Rating: 6A to 630A, AC-3 Rating
- Type 2 RSC available with Fuse, MPCB and MCCB

Frame	[le] Rated Operational Current		Motor Power at 415V, 3Ph, 50Hz		Auxiliary Contacts		Reference	Unit MRP [₹]
	AC-1	AC-3	HP	kW	NO	NC		
FRAME-1	20	6	3	2.2	-	1	LC1E0601* <input checked="" type="checkbox"/>	1190
					1	-	LC1E0610* <input checked="" type="checkbox"/>	
	25	9	5.5	4	-	1	LC1E0901* <input checked="" type="checkbox"/>	1220
					1	-	LC1E0910* <input checked="" type="checkbox"/>	
	25	12	7.5	5.5	-	1	LC1E1201* <input checked="" type="checkbox"/>	1390
					1	-	LC1E1210* <input checked="" type="checkbox"/>	
32	18	12	9	-	1	LC1E1801* <input checked="" type="checkbox"/>	1605	
				1	-	LC1E1810* <input checked="" type="checkbox"/>		
36	25	15	11	-	1	LC1E2501* <input checked="" type="checkbox"/>	2190	
				1	-	LC1E2510* <input checked="" type="checkbox"/>		
FRAME-2	50	32	20	15	-	1	LC1E3201* <input checked="" type="checkbox"/>	4585
					1	-	LC1E3210* <input checked="" type="checkbox"/>	
	50	38	25	18.5	-	1	LC1E3801* <input checked="" type="checkbox"/>	5420
					1	-	LC1E3810* <input checked="" type="checkbox"/>	
50	40	29	22	-	1	LC1E40B01**	5780	
				1	-	LC1E40B10**		
FRAME-3	60	40	29	22	1	1	LC1E40* <input checked="" type="checkbox"/>	7180
	70	50	34	25/30	1	1	LC1E50* <input checked="" type="checkbox"/>	8730
	80	65	50	37	1	1	LC1E65* <input checked="" type="checkbox"/>	11830

Frame	[le] Rated Operational Current		Motor Power at 415V, 3Ph, 50Hz		Auxiliary Contacts		Reference	Unit MRP [₹]
	AC-1	AC-3	HP	kW	NO	NC		
FRAME-4	110	80	60	45	1	1	LC1E80* <input checked="" type="checkbox"/>	15380
	120	95	60	45	1	1	LC1E95* <input checked="" type="checkbox"/>	18440
FRAME-5	150	120	75	55	1	1	LC1E120*	21965
	200	160	120	90	1	1	LC1E160*	29005
FRAME-6	250	200	150	110	-	-	LC1E200*	39920
	300	250	175	132	-	-	LC1E250*	52610
FRAME-7	320	300	215	160	-	-	LC1E300*	62980
	500	400	295	220	-	-	LC1E400*	78600
FRAME-8	700	500	375	280	-	-	LC1E500*	110710
FRAME-9	1000	630	500	375	-	-	LC1E630*	157180

\* Reference to be completed by adding coil voltage code and recommended to check availability with Customer Care team

### Spare Coil for Contactors

Contactors	Reference
<b>3 Pole Contactors</b>	
LC1E06...E25	LAEX12**
LC1E32/E38	LAEX2**
LC1E40/E65	LAEX3**
LC1E80/E95	LAEX4**
LC1E120/E160	LAEX5**
LC1E200/E250	LAEX6**
LC1E300	LAEX7**

\* Reference to be completed by adding coil voltage code and recommended to check availability with Customer Care team

### Coil Voltage Code

*VOLTAGE (V AC)	24	110	220	415
LC1E06..LC1E95	B7	F7	M7	N5
LC1E120..LC1E300	B5	F5	M5	N5
LC1E400..LC1E630	B7	F7	M7	N7
LC1E06.. LC1E40B	-	-	M5WB	N5WB

Please check with customer care for price and availability of non standard voltages (Except 110 and 220 V AC)

\*\* For more information contact regional sales office

For details on non standard references, technical parameters, accessories, compatibility, stockable and non stockable status please contact Customer Care

NORMAL STOCK ITEMS

W.E.F. January 25, 2022

# EasyPact TVS

## Power Contactors - ETVS (4 Pole AC Control)



- Conformance to IEC 60947-4-1, CE Marking
- Current Rating: 20A to 125A, AC-1 rating
- Available in 4NO and 2NO+2NC Power Pole combination
- Wide Band Coil for all ratings in 220 & 415V AC

Frame	AC-1 Rating	Power Poles	Reference	Unit MRP [₹]	Power Poles	Reference	Unit MRP [₹]
FRAME-1	20	4NO	LC1E06004*IN	1530	2NO + 2NC	LC1E06008*IN	1830
	25	4NO	LC1E09004*IN	1625	2NO + 2NC	LC1E09008*IN	1970
	32	4NO	LC1E12004*IN	1690	2NO + 2NC	LC1E12008*IN	2110
	40	4NO	LC1E18004*IN	2110	2NO + 2NC	LC1E18008*IN	2125
FRAME-2	50	4NO	LC1E25004*IN	2675	2NO + 2NC	LC1E25008*IN	3795
	55	4NO	LC1E32004*IN	4505	2NO + 2NC	LC1E32008*IN	7150
	60	4NO	LC1E38004*IN	5275	2NO + 2NC	LC1E38008*IN	7460
FRAME-3	75	4NO	LC1E40004*IN	8225	2NO + 2NC	LC1E40008*IN	11050
	85	4NO	LC1E65004*IN	11125	2NO + 2NC	LC1E65008*IN	13815

Frame	AC-1 Rating	Power Poles	Reference	Unit MRP [₹]	Power Poles	Reference	Unit MRP [₹]
FRAME-4	110	4NO	LC1E80004*IN	14090	2NO + 2NC	LC1E80008*IN	19615
	125	4NO	LC1E95004*	15885			

\* Reference to be completed by adding coil voltage code and recommended to check availability with Customer Care team

## Control Relays - CAE, Conformance to IEC60947-5-1, CE Marking

Auxiliary Contacts		Reference	Unit MRP [₹]
NO	NC		
4	0	CAE40*	1275
3	1	CAE31*	
2	2	CAE22*	

\* Reference to be completed by adding coil voltage code and recommended to check availability with Customer Care team

## Spare Coil for Contactors

Contactors	Reference
<b>4 Pole Contactors</b>	
LC1E0600*.... LC1E1800*	LAEX1T**
LC1E2500*.... LC1E3800*	LAEX2T**
LC1E4000*....LC1E9500*	LAEX4T**
<b>Control Contactors</b>	
CAE*	LAEX12**

\* Reference to be completed by adding coil voltage code and recommended to check availability with Customer Care team

## Coil Voltage Code

* Voltage (V AC)	24	110	220	415
LC1E0600*...9500* 50/60 Hz	B7	F7	-	-
LC1E0600*...9500* 50 Hz/ Wide Band	-	-	M5WB	N5WB
Control relay CAE 50 Hz	B5	F5	M5	N5

### Note:

For non standard voltages (Except 110 and 220 V AC) please consult Customer Care for prices

\* Reference to be completed by adding coil voltage code and recommended to check availability with Customer Care team

For details on non standard references, technical parameters, accessories, compatibility, stockable and non stockable status please contact Customer Care

NORMAL STOCK ITEMS

W.E.F. January 25, 2022



## Accessories - For ETVS Contactors

Description	For Use with	Mounting	Contacts	Reference	Unit MRP [₹]
Auxiliary contact block	LC1E06..E630 & LC1E0600..E9500	FRONT	1NO+1NC	LAEN11 <input checked="" type="checkbox"/>	380
			2NO	LAEN20 <input checked="" type="checkbox"/>	450
			2NC	LAEN02 <input checked="" type="checkbox"/>	695
			2NO+2NC	LAEN22 <input checked="" type="checkbox"/>	695
			4NO	LAEN40 <input checked="" type="checkbox"/>	695
Star delta timer	LC1E25..E630			LAETSD <input checked="" type="checkbox"/>	3150

# For 415v control supply please contact customer care team

Description	For Use with	Coil Voltage	Reference	Unit MRP [₹]
Surge suppressor*	LC1E06...E95	24..48V AC	LAERCE	1460
	LC1E06...E95	110..240V AC	LAERCU	885

\*For higher rating contactors, contact nearest sales office

Description	For Use with	Reference	Unit MRP [₹]
Mechanical Interlock	LC1E06..E65 & LC1E0600*..E3800*	LAEM1	790
	LC1E80/E95 & LC1E4000*...LC1E9500*	LAEM4	2570
	LC1E120..E160	LAEM5	4795
	LC1E200/E250	LAEM6	4885

\*Reference to be completed by adding coil voltage

### 3 Pole Accessories Compatibility

Contactor	Built in contacts	LAEN**	LAERC*	LAEM
LC1E06	1NO or 1NC	1	1	1
LC1E09				
LC1E12				
LC1E18				
LC1E25				
LC1E32				
LC1E38	1NO + 1NC	1	1	1
LC1E40B				
LC1E40				
LC1E50				
LC1E65				
LC1E80				
LC1E95	-	2	-	-
LC1E120				
LC1E160				
LC1E200				
LC1E250				
LC1E300				
LC1E400				
LC1E500				
LC1E630				

### 4 Pole Accessories Compatibility

Contactor	LAEN**	LAEM	LAERC*
LC1E06	1	1	1
LC1E09			
LC1E12			
LC1E18			
LC1E25			
LC1E32			
LC1E38			
LC1E40			
LC1E50			
LC1E65			
LC1E80			
LC1E95			

### Control Relay Accessories Compatibility

Control Relay	LAEN*	LAERC
CAE	1 of LAEN11 or LAEN20 or LAEN02 or LAEN22	1

For details on non standard references, technical parameters, accessories, compatibility, stockable and non stockable status please contact Customer Care

NORMAL STOCK ITEMS

W.E.F. January 25, 2022

## Thermal Overload Relay - ETVS



- Conformance to IEC 60947-4-1, CE Marking
- Range : 0.1A to 630A
- Tripping Class : 10A
- Direct & Independent mounting

Thermal Protection Adjustment Range	For Use with Contactor	Reference	Unit MRP [₹]	
<b>LRE</b>				
0.25...0.4	E06...E38	LRE03	2025	
0.4...0.63	E06...E38	LRE04		
0.63...1	E06...E38	LRE05 <input checked="" type="checkbox"/>		
1...1.6	E06...E38	LRE06 <input checked="" type="checkbox"/>		
1.6...2.5	E06...E38	LRE07 <input checked="" type="checkbox"/>		
2.5...4	E06...E38	LRE08 <input checked="" type="checkbox"/>		
4...6	E06...E38	LRE10 <input checked="" type="checkbox"/>		
5.5...8	E09...E38	LRE12 <input checked="" type="checkbox"/>		
7...10	E09...E38	LRE14 <input checked="" type="checkbox"/>		
9...13	E12...E38	LRE16 <input checked="" type="checkbox"/>		
12...18	E18...E38	LRE21 <input checked="" type="checkbox"/>		2240
16...24	E25...E38	LRE22 <input checked="" type="checkbox"/>		2590
23...32	E25...E38	LRE32 <input checked="" type="checkbox"/>		3465
30...38	E38	LRE35 <input checked="" type="checkbox"/>		3900
17...25	E40...E95	LRE322	4405	
23...32	E40...E95	LRE353		
30...40	E40...E95	LRE355		
37...50	E50...E95	LRE357 <input checked="" type="checkbox"/>		
48...65	E65...E95	LRE359	5775	

Thermal Protection Adjustment Range	For Use with Contactor	Reference	Unit MRP [₹]
<b>LRE</b>			
55...70	E80...E95	LRE361	6845
63...80	E80...E95	LRE363	7145
80...104	E95	LRE365	
51...81	E120...E300	LRE480	13380
62...99	E120...E300	LRE481	
84...135	E120...E300	LRE482	
124...198	E160...E300	LRE483	
146...234	E200...E300	LRE484	
174...279	E250...E300	LRE485	14580
208...333	E300	LRE486	
258...414	E300...E400	LRE487	

### Accessories for Relay

Accessory	For Relay	Reference	Unit MRP [₹]
Separate Mounting Block	LRE01...LRE35	LAEB1	715
	LRE322...LRE365	LAEB3	1645

For details on non standard references, technical parameters, accessories, compatibility, stockable and non stockable status please contact Customer Care

NORMAL STOCK ITEMS

W.E.F. January 25, 2022

## Circuit Breaker for Motor Protection - GZ1E - Pushbutton control



- Conformance to IEC60947-1,-2,-4, CE Marking
- Range : 0.1A to 32A
- Breaking Capacity upto 100KA

## Motor Protection Circuit Breaker - ETVS

Breaking Capacity at 415 V 50 Hz	Motor Power AC3**		Thermal Protection Adjustment Range (A)	Reference	Unit MRP [₹]
	kW	hP			
<b>GZ1-E Thermal Magnetic - With Pushbutton Control</b>					
100 kA	-	-	0.1 - 0.16	GZ1E01	3660
	0.06	-	0.16 - 0.25	GZ1E02	
	0.09	-	0.25 - 0.40	GZ1E03	
	0.18	-	0.40 - 0.63	GZ1E04	
	0.37	0.5	0.63 - 1.0	GZ1E05	
	0.55	0.75	1.0 - 1.6	GZ1E06	
	0.75	1	1.6 - 2.5	GZ1E07	
	1.1	2	2.5 - 4	GZ1E08	
	2.2	3	4 - 6.3	GZ1E10	
	3	5.5	6 - 10	GZ1E14	
10 kA*	5.5	7.5	9 - 14	GZ1E16	4620
	7.5	10	13 - 18	GZ1E20	5210
	9	12.5	17 - 23	GZ1E21	5665
	11	15	20 - 25	GZ1E22	5970
	15	20	24 - 32	GZ1E32	6270
					11190

Breaking Capacity at 415 V 50 Hz	Motor Power AC3**		Magnetic Protection (A)	Reference	Unit MRP [₹]
	kW	hP			
<b>GZ1-LE Magnetic- With Pushbutton Control</b>					
100 kA	0.09	-	0.4	GZ1LE03	2675
	0.18	-	0.63	GZ1LE04	
	0.37	0.5	1	GZ1LE05	
	0.55	0.75	1.6	GZ1LE06	
	0.75	1	2.5	GZ1LE07	
	1.1	2	4	GZ1LE08	
	2.2	3	6.3	GZ1LE10	
10 kA*	3	5.5	10	GZ1LE14	2890
	5.5	7.5	14	GZ1LE16	
	7.5	10	18	GZ1LE20	
	11	15	25	GZ1LE22	
	15	20	32	GZ1LE32	

\* 50kA With current Limiter type GV1L3

## Accessories - ETVS Circuit Breaker for Motor Protection

Description	Mounting	Contacts	Reference	Unit MRP [₹]
Auxillary Contact Block	LH side Mounted	1NO+1NC	GZ1AN11	680
		2NO	GZ1AN20	815

Description	Mounting	Range	Reference	Unit MRP [₹]
<b>Electric Trips</b>				
Undervoltage	RH Side Mounted	110...115V	50Hz	GZ1AU115
		220...240V	50Hz	GZ1AU225
		380...400V	50Hz	GZ1AU385
Shunt trip		110...115V	50Hz	GZ1AS115
		220...240V	50Hz	GZ1AS225

For details on non standard references, technical parameters, accessories, compatibility, stockable and non stockable status please contact Customer Care

NORMAL STOCK ITEMS

W.E.F. January 25, 2022



# TeSys

> Control > Protect > Power > Active

## Innovative and connected solutions for motor starters

TeSys is an innovative motor control and management solution from the global market leader. TeSys offers connected, efficient products and solutions for switching and protection of motors and electrical loads in compliance with all major global electrical standards

NEW

## TeSys Function Names

TeSys components are grouped by function name, for easier identification. These functions are related to motor, power, control and protection.

### > TeSys Power:

Components for powering motors




### > TeSys Control:

Components for controlling motors




### > TeSys Protect:

Components for protecting motors



### > TeSys Active:

Connected components for motor circuits





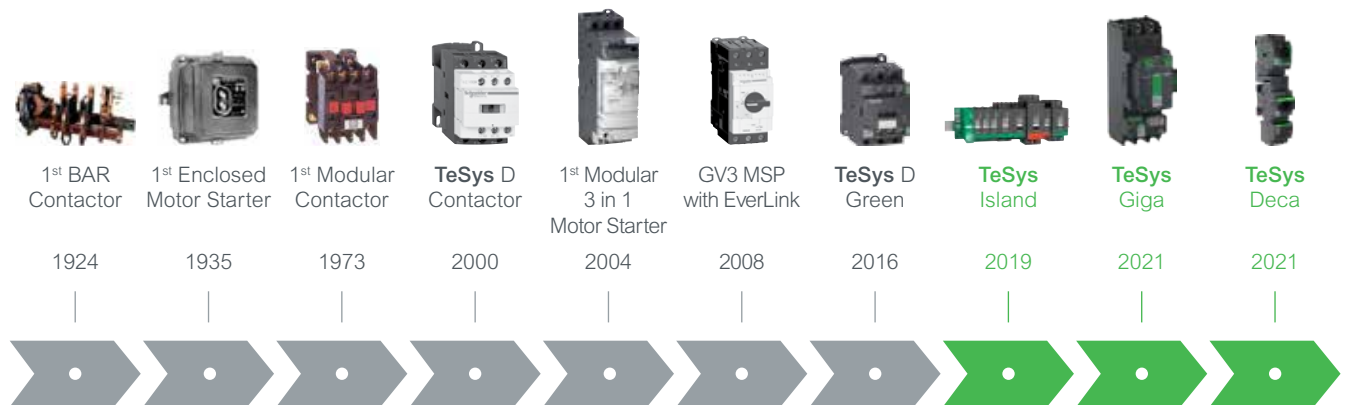
# Start smart. Run smart. With TeSys motor controls.

Stay smart with the world's best-selling motor control solutions from the inventor of the world's first contactor - Schneider Electric™.

For almost a century, TeSys motor controls have driven the industry with innovations in motor protection, monitoring, and control.

It started with the introduction of the industry's first BAR contactor in 1924, and today, the legacy of innovation is built into every TeSys motor control device. Best-in-class safety and reliability, plug-and-play architecture, and flexible functionality mean TeSys motor control solutions can meet your requirements across a wide range of applications, from the most common to the most advanced.

Wherever you are and anywhere your projects come together, you can trust Schneider Electric and TeSys contactors, circuit breakers, relays, and switches for unmatched reliability, complete compatibility with international standards, and the robust support of the Schneider Electric global supply network. Start smart, run smart and stay smart with TeSys motor controls.



How do everlinks improve power connection reliability?



For more information on switching and motor management scan!

# Superior safety for all industries

**TeSys** motor controls come with all of the isolation, protection and emergency handling you need to comply with international codes. High-contrast covers identify safety-critical devices to prevent inadvertent manual operation. Every **TeSys** contactor is both mechanically linked and equipped with mirror contacts for safety applications and wherever auxiliary contact state reliability is critical.



## HVAC

Ensure 24/7 availability of your HVAC system with reliable products that can reach high ambient temperatures without derating.



## Conveying

Decentralize the control cabinet of your conveyor line and benefit from up to 80% space reduction.



## Genset

Make certain your generator starts even in the harshest conditions with our robust solutions.



## Pumping

Optimize single or multi-drive boosters for industry or infrastructure with energy and cost-effective solutions.



## Packaging

Keep pace with the most demanding, high-end packing applications with our solutions



## Oil and Gas

Keep your employees and assets safe and improve uptime in onshore and offshore applications: pipeline operations: LNG and natural gas processing: and refining and petrochemical applications.



## Water and Wastewater

Optimize the treatment and delivery of safer water by reducing energy usage and lowering operating costs.



## Food and Beverage

Serve your customers with environmentally friendly products to improve sustainability, efficiency, and flexibility, allowing you to adapt to changing customer habits.

## Online selection tool

### EcoStruxure™ Motor Control Configurator

For Direct-On-Line and Star-Delta starters, motor circuit breakers with advanced protection, motor management relays, configurations for total coordination, drives, and soft starters.

No matter what kind of starting method you need, our online **EcoStruxure™ Motor Control Starter Configurator** will help you to quickly and easily select the optimal combination of components to ensure maximized motor safety, protection, and uptime.



Scan or click on the QR code

# TeSys Range

NEW

## TeSys Component Series Names

Series names are now grouped as per the current ratings

- Series names group conventional components (circuit breakers, contactors, relays, overcurrent relays) by current rating ranges.
  - 0 to 16 A > **TeSys K** Series
  - 9 to 150 A > **TeSys 'Deca'** Series
  - 185 to 800 A > **TeSys 'Giga'** Series.
- TeSys advanced components have a specific classification.
  - 0 to 38 A All-in-one starters > **TeSys 'Ultra'** Series
  - 0 to 80 A Motor Control/Protection/Monitoring system > **TeSys 'island'** Series.
- Other TeSys component names remain unchanged (TeSys F, TeSys B, TeSys T).

### > TeSys K Series

The essential line for motors up to 7.5kW/16A direct on TeSys K series of Motor Starters



### > TeSys Deca Series

The industrial standard for motors up to 75kW/150A direct on TeSys Deca series of Motor Starters



### > TeSys Giga Series

For large motors up to 450kW/800A direct on TeSys Giga Series



### > TeSys Ultra Series

The most compact totally coordinated solution for Motor Starters. For Direct On Line or Reversing Motor Control and Drive Protection upto 18.5kW/38 A on TeSys Ultra series



### > TeSys Island Series

Digitally powered monitoring, control and protection of electrical motors up to 37kW/80 A on TeSys Island Series



# TeSys Control

## TeSys K

### Control Relays - K Model (AC & DC Control)



- Conformance IEC, UL, CSA, CE Marking
- Inbuilt 4 auxiliary contacts
- 10A thermal rating
- Available with AC (50/60Hz Dual frequency), DC & DC low consumption coil options

No of Poles	AC Control Reference	Unit MRP [₹]	DC Control Reference <sup>(4)</sup>	Unit MRP [₹]	DC low consumption Reference <sup>(1) (2) (3)</sup>	Unit MRP [₹]
2NO + 2NC	CA2KN22*	1595	CA3KN22**	2200	CA4KN22***	2730
3NO + 1NC	CA2KN31*		CA3KN31**		CA4KN31***	
4NO	CA2KN40*	CA4KN40***				

- (1) Compatible with PLC outputs  
 (2) Wide range coil (0.7...1.25Uc), suppressor fitted as standard  
 (3) 2 pole auxiliary contact block can be mounted additionally  
 (4) Optional in-built surge suppressor available

### Power Contactors - K Model (3 Pole AC & DC Control)



- Conformance to IEC, UL, CSA
- Current Rating : 6A to 16A, AC-3 duty
- 1NO or 1NC inbuilt auxiliary contact
- Available in 3P & 4P version
- Available with AC (50/60Hz Dual frequency), DC & DC low consumption<sup>(5)</sup> coil options

[Ie] Rated Operational Current (A)	Motor Power (kW)	Auxiliary Contacts	AC Control Reference	Unit MRP [₹]	DC Control Reference <sup>(5)</sup>	Unit MRP [₹]
6	3	1NC	LC1K0601*	1355	LP1K0601**	2095
		1NO	LC1K0610*		LP1K0610**	
9	5.5	1NC	LC1K0901*	1415	LP1K0901**	2280
		1NO	LC1K0910*		LP1K0910**	
12	7.5	1NC	LC1K1201*	1600	LP1K1201**	2645
		1NO	LC1K1210*		LP1K1210**	
16	10	1NC	LC1K1601*	1890	-	-
		1NO	LC1K1610*		-	-

- (5) For low consumption offer, please contact regional sales office

### Reversing Contactors - K Model



- Conformance to IEC, UL, CSA, CE
- Current Rating : 6A to 16A, AC-3 duty
- 1NO or 1NC inbuilt auxiliary contact
- Available in 3P & 4P version
- Available with AC(50/60Hz Dual frequency), DC & DC low consumption<sup>(6)</sup> coil options

[Ie] Rated Operational Current (A)	Motor Power (kW)	Auxiliary Contacts	AC Control Reference	Unit MRP [₹]
6	3	1NC	LC2K0601*	4505
		1NO	LC2K0610*	
9	5.5	1NC	LC2K0901*	4810
		1NO	LC2K0910*	
12	7.5	1NC	LC2K1201*	4955
		1NO	LC2K1210*	
16	10	1NC	LC2K1601*	6665
		1NO	LC2K1610*	

- \* Reference to be completed by adding coil voltage code  
 (6) For current rating and ref please contact Customer Care

### Coil Voltage Code

Type	Voltage	24	48	72	110	220	415
AC*	CA2KN, LC1-K06 to K16, 50/60Hz	B7	-	-	F7	M7	N7
	LC2-K06 to K16, 50/60Hz	-	-	-	F7	M7	N7
DC**	CA3KN, LP1-K06 to K12	BD	-	-	FD	MD	-
DC low consumption***	CA4KN	BW3	EW3	SW3	-	-	-

- Note:** (1) For Non standard coil voltage (Except 110, 240 V AC and 24 V DC) prices please contact customer care.  
 (2) Reference to be completed by adding coil voltage code and recommended to check availability with Customer Care team rating.

For details on non standard references, technical parameters, accessories, compatibility, stockable and non stockable status please contact Customer Care

NORMAL STOCK ITEMS

W.E.F. January 25, 2022



# TeSys Control

## TeSys K

### Accessories - K Model

Description	Mounting	Contacts	Reference	Unit MRP [₹]
Auxiliary contact block	Front	2NC	LA1KN02	660
		1NO + 1NC	LA1KN11 <input checked="" type="checkbox"/>	605
		2NO	LA1KN20	660
		4NC	LA1KN04	1025
		1NO + 3NC	LA1KN13	
		2NO + 2NC	LA1KN22 <input checked="" type="checkbox"/>	
		3NO + 1NC	LA1KN31	
		4NO	LA1KN40	

Description	Control Voltage	Range	Reference	Unit MRP [₹]
On Delay Electronic Timer	24..48V AC/DC	1..30S	LA2KT2E <sup>(1)</sup>	3350
	110..240V AC	1..30S	LA2KT2UA <sup>(1)</sup>	

Description	Coil Voltage	Reference	Unit MRP [₹]
Surge Suppressor - RC Circuit	220..250V AC	LA4KA1U*	1045
Surge Suppressor - Varistor	130..250V AC/DC	LA4KE1UG*	
Surge Suppressor - Varistor	50..129V AC/DC	LA4KE1FC*	

\* Lot size 5

(1) Front mounted with common point changeover contact

For details on non standard references, technical parameters, accessories, compatibility, stockable and non stockable status please contact Customer Care

NORMAL STOCK ITEMS

W.E.F. January 25, 2022

# TeSys Control

## TeSys Deca NEW

The next-generation TeSys Deca series motor starters offer a reliable and robust solution for a faster machine time-to-market. It has a new modern look & feel and is designed to meet the requirements of Electro domestic applications. Ease of operation and reliability is guaranteed with the new multi-standard screws. Digital customer experience is enhanced with a QR embedded from product to packaging.

### TeSys Deca Control Contactors (AC & DC Control)



- Conformance to IEC, UL, CSA
- 5 inbuilt auxiliary contacts, in just 2 variants
- Available with AC (50/60Hz Dual frequency), DC & DC low consumption coil options
- High Operating ambient temperature upto 60 Deg C
- Inbuilt surge suppressor for DC & DC low consumption

No of Poles	AC Control Reference	Unit MRP [₹]	DC Control Reference <sup>(2)</sup>	Unit MRP [₹]	DC low consumption Reference <sup>(1) (2) (3)</sup>	Unit MRP [₹]
3NO + 2NC	CAD32*	1700	CAD32**	2430	CAD32***	3040
5NO	CAD50*		CAD50**		CAD50***	

(1) Compatible with PLC outputs

(2) Wide range coil (0.7...1.25Uc), suppressor fitted as standard

(3) 2 pole auxiliary block can be mounted

### TeSys Deca Power Contactors (3P AC & DC)



- Conformance to IEC, UL, CSA
- Current Rating : 9A to 150A
- Available with AC (50/60Hz Dual frequency), DC & DC low consumption coil options
- High Operating ambient temperature, no derating upto 60 Deg C
- Inbuilt 1NO + 1NC auxiliary contacts upto 150A
- High electrical and mechanical life
- Fuse-less Type 2 Co-ordination Charts available
- EverLink® terminal for 40, 50, 65 & 80A contactors
- Inbuilt surge suppressor in DC coil for 9-80A

[le] Rated Operational Current AC-1	AC-3 Duty			Auxiliary Contacts	AC Control Reference	Unit MRP [₹]	DC Control Reference <sup>(1)</sup>	Unit MRP [₹]
	kW	HP	A					
25	4	5.5	9	1NO + 1NC	LC1D09* <input checked="" type="checkbox"/>	1730	LC1D09** <input checked="" type="checkbox"/>	2715
	5.5	7.5	12	1NO + 1NC	LC1D12* <input checked="" type="checkbox"/>	1945	LC1D12** <input checked="" type="checkbox"/>	3055
32	9	12.5	18	1NO + 1NC	LC1D18* <input checked="" type="checkbox"/>	2255	LC1D18** <input checked="" type="checkbox"/>	3765
40	11	15	25	1NO + 1NC	LC1D25* <input checked="" type="checkbox"/>	2790	LC1D25** <input checked="" type="checkbox"/>	4760
50	15	20	32	1NO + 1NC	LC1D32* <input checked="" type="checkbox"/>	5430	LC1D32** <input checked="" type="checkbox"/>	9700
	18.5	25	38	1NO + 1NC	LC1D38* <input checked="" type="checkbox"/>	7830	LC1D38** <input checked="" type="checkbox"/>	11465
60	22	30	40	1NO + 1NC	LC1D40A* <input checked="" type="checkbox"/>	8215	LC1D40A#	13735
80	25	35	50	1NO + 1NC	LC1D50A* <input checked="" type="checkbox"/>	10605	LC1D50A#	17230
80	37	50	65	1NO + 1NC	LC1D65A* <input checked="" type="checkbox"/>	14710	LC1D65A#	19540
80	37	50	80	1NO + 1NC	LC1D80A* <input checked="" type="checkbox"/>	18385	LC1D80A#	23720
125	45	60	80	1NO + 1NC	LC1D80* <input checked="" type="checkbox"/>	22680	LC1D80**	26540
	45	60	95	1NO + 1NC	LC1D95* <input checked="" type="checkbox"/>	23905	LC1D95**	29085
250	59	80	115	1NO + 1NC	LC1D115* <input checked="" type="checkbox"/>	29420	LC1D115**	34375
	80	110	150	1NO + 1NC	LC1D150* <input checked="" type="checkbox"/>	36775	LC1D150**	41250

\* Reference to be completed by adding coil voltage code and recommended to check availability with Customer Care team

For details on non standard references, technical parameters, accessories, compatibility, stockable and non stockable status please contact Customer Care

NORMAL STOCK ITEMS

W.E.F. January 25, 2022

### TeSys Deca Power Contactors (3 Pole DC Low Consumption)

Now available upto 80A with the TeSys Deca Green Low Consumption offer

[Ie] Rated Operational Current AC-1	kW	Motor Power AC-3 HP	A	Auxiliary Contacts	Reference	Unit MRP [₹]
25	4	5.5	9	1NO + 1NC	LC1D09**** <input checked="" type="checkbox"/>	2980
	5.5	7.5	12	1NO + 1NC	LC1D12**** <input checked="" type="checkbox"/>	3335
32	9	12.5	18	1NO + 1NC	LC1D18**** <input checked="" type="checkbox"/>	5100
40	11	15	25	1NO + 1NC	LC1D25**** <input checked="" type="checkbox"/>	6215
50	15	20	32	1NO + 1NC	LC1D32**** <input checked="" type="checkbox"/>	10625

[Ie] Rated Operational Current AC-1	kW	Motor Power AC-3 HP	A	Auxiliary Contacts	Reference	Unit MRP [₹]
60	22	30	40	1NO + 1NC	LC1D40A#	13735
80	25	35	50	1NO + 1NC	LC1D50A#	17230
80	37	50	65	1NO + 1NC	LC1D65A#	19540
80	37	50	80	1NO + 1NC	LC1D80A#	23720

\* Reference to be completed by adding coil voltage code and recommended to check availability with Customer Care team

### TeSys Deca Power Contactors (4 Pole AC & DC Control)



- Conformance to IEC, UL, CSA
- Current Rating : 20A to 250A, AC-1 Rating
- Available with AC (50/60Hz Dual frequency), DC & DC low consumption (1) coil options
- High Operating ambient temperature, no derating upto 60 deg C

[Ie] Rated Operational Current AC-1	Poles Composition	AC Control Reference	Unit MRP [₹]	DC Control Reference	Unit MRP [₹]
20	4NO	-	-	LC1DT20**	3240
	2NO + 2NC	-	-	LC1D098**	3525
25	4NO	-	-	LC1DT25**	3885
	2NO + 2NC	-	-	LC1D128**	5075
32	4NO	-	-	LC1DT32**	4270
	2NO + 2NC	-	-	LC1D188**	5780
40	4NO	-	-	LC1DT40**	6700
	2NO + 2NC	-	-	LC1D258**	8830
60	4NO	-	-	LC1DT60A#	13410
	2NO + 2NC	-	-	LP1D40008**	17620

[Ie] Rated Operational Current AC-1	Poles Composition	AC Control Reference	Unit MRP [₹]	DC Control Reference	Unit MRP [₹]
80	4NO	-	-	LC1DT80A#	20000
	2NO + 2NC	-	-	LP1D65008**	23685
125	4NO	-	-	LP1D80004**	25655
	2NO + 2NC	-	-	LP1D80008**	29605
250	4NO	LC1D1150046*	32340	LC1D1150046**	35925

\* Reference to be completed by adding coil voltage code and recommended to check availability with Customer Care team

### Coil Voltage Code

Type	Voltage	24	48	72	110	220	415
AC*	CAD, LC1D09-D150 50/60 Hz	B7	-	-	F7	M7	N7
	LC1D1150046 50/60 Hz	-	-	-	F7	M7	N7
DC**	CAD, LC1D09-D38, LC1D80-D150	BD	-	-	FD	MD	-
	LC1DT20-DT40, LC1D098-D258, LP1D40-D80, LC1D115	BD	-	-	FD	MD	-
DC Low Consumption***	CAD	BL	-	-	FL	ML	-
	LC1D09-D32	BL	EL	SL	-	-	-

Type	Voltage	24V DC Low consumption	24-60V AC/DC	48-130V AC/DC	100-250V AC/DC
TeSys Deca Green#	LC1D40A-80A, LC1DT60A-DT80A	BBE	BNE	EHE	KUE

**Note:** Please contact Customer Care for 4 Pole AC coil contactor details

For Non standard coil voltage prices please contact customer care

(1) For current rating and ref please contact Customer Care

(2) Reference to be completed by adding coil voltage code and recommended to check availability with Customer Care team

For details on non standard references, technical parameters, accessories, compatibility, stockable and non stockable status please contact Customer Care

NORMAL STOCK ITEMS

W.E.F. January 25, 2022



# TeSys Deca Green

## The Revolutionary Electronic Coil Contactor



80A AC3 offer  
in 55mm frame



Complete range in 3 frame sizes:

09-12-18A

25-32-38A

40-50-65-80A

 -80%

Up to 80% less energy consumption than a traditional electromechanical motor starter

10X Reduction  
in references

Only 3 references to cover the complete voltage range for AC and DC

 -35%

Highest currents in smallest size, e.g. 80A in 55mm instead of 84mm

PLC Compatible

Direct connection to a PLC without the need for an interposing relay

SEMIF47

High uptime thanks to wide band coil with high resistance to voltage surges/SEMIF47 conform



Scan to see TeSys Deca Green under voltage performance.

### TeSys Deca Green Contactor (3 Pole AC/DC Universal Coil)



- Current Rating: 9-65A
- Universal AC/DC coil from 24 - 250V
- Special low consumption offer from 40-80A
- Fuseless Type 2 Co-ordination charts available

### The Revolutionary Electronic Coil Contactor

[Ie] Rated Operational Current AC-1	AC-3 Duty (Long Life)			Auxiliary Contacts	Reference	Unit MRP [₹]
	kW	HP	A			
25	4	5.5	9	1NO + 1NC	LC1D09*	3540
	5.5	7.5	12	1NO + 1NC	LC1D12*	3670
32	9	12.5	18	1NO + 1NC	LC1D18*	4845
40	11	15	25	1NO + 1NC	LC1D25*	5780
50	15	20	32	1NO + 1NC	LC1D32*	11750
	18.5	25	38	1NO + 1NC	LC1D38*	12680
60	22	30	40	1NO + 1NC	LC1D40A*	13735
80	25	35	50	1NO + 1NC	LC1D50A*	17230
80	37	50	65	1NO + 1NC	LC1D65A*	19540
80	37	50	80	1NO + 1NC	LC1D80A*	23720

### TeSys Deca Green Power Contactors (4 Pole AC & DC Control)

[Ie] Rated Operational Current AC-1	Poles Composition	Auxiliary Contacts	DC Control Reference	Unit MRP [₹]
60	4NO	1NO + 1NC	LC1DT60A*	13410
80	4NO	1NO + 1NC	LC1DT80A*	20000

### Coil Voltage Code

Type	Voltage	24-60V AC/DC	48-130V AC/DC	100-250V AC/DC
AC/DC*	LC1D09 - D38, LC1D40A - 80A, LC1DT60A - 80A	BNE	EHE	KUE
24V DC Low Consumption*	LC1D40A - 80A, LC1DT60A - 80A	BBE (24V DC only)	-	-

\* Reference to be completed by adding coil voltage code and recommended to check availability with Customer Care team



Check the features of  
the TeSys Deca Green

Description	For use with	Reference	Unit MRP [₹]
<b>Power connection accessories</b>			
Terminal block	For supply to one or more GV2 G busbar sets	GV1G09	2130
Set of 63A busbars for parallelling of contactors	2 contactors LC1D09...D18 or D25...D38	GV2G245	1865
	4 contactors LC1D09...D18 or D25...D38	GV2G445	2935
Set of 115A busbars for parallelling of contactors	2 contactors LC1D40A...D80A	GV3G264	3350
	3 contactors LC1D40A...D80A	GV3G364 <sup>(1)</sup>	1790
Set of S-shape busbars	For circuit breakers GV3P** & GV3L** and contactors LC1 D40A...D65A	GV3S	1340

\*\*Not applicable for GV3P/GV3L 73A and 80A



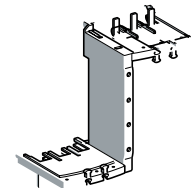
GV2G245



GV1G09

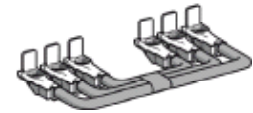
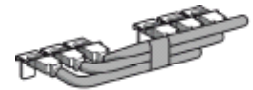
Description	For use with	Reference	Unit MRP [₹]
Mechanical interlock	LC1D09 to D38(1)	LAD9V2	745
	LC1D40A to D65A(1)	LAD4CM	1515
	LC1D80 and D95 ( for AC control voltage)	LA9D4002	3315
	LC1D80 and D95 (for DC control voltage)(2)	LA9D8002	4935
	LC1D115 and D150(2)	LA9D11502	5005

(1) With this set of busbars, any one contactor can be supplied directly by its EverLink® double cage power terminal block. The other two contactors are supplied by the busbar set. The 115A limitation is therefore applied to these two contactors.  
 (2) With electrical interlock



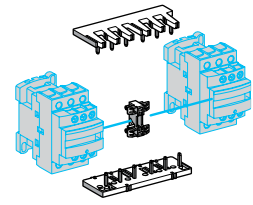
GV3S

Description	For use with	Reference	Unit MRP [₹]
<b>Power Connection for Reversing</b>			
Kit Comprising :			
1. A set of parallel bars	LC1D09 to D38	LAD9V5 + LAD9V6	1385
2. A set of reverser bars.	LC1D40A to D80A	LA9D65A69	3220
	LC1D80 and D95 ( for AC control voltage)	LA9D8069	6890
	LC1D80 and D95 (for DC control voltage)	LA9D8069	6890
	LC1D115 and D150	LA9D11569	11460



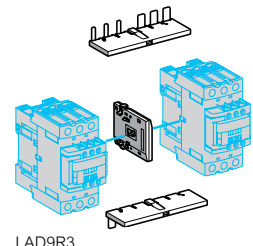
LA9 D8069

Description	For use with	Reference	Unit MRP [₹]
<b>Reversing Kit</b>			
Kit Comprising :			
1. A mechanical interlock LAD 9V2 with electrical interlocking LAD 9V1	LC1D09 to D38	LAD9R1V	1545
2. A set of power connections LAD 9V5 (parallel) and LAD 9V6 (reversing).			
Kit Comprising :			
1. A mechanical interlock LAD 9V2 without electrical interlocking	LC1D09 to D38	LAD9R1	1410
2. A set of power connections LAD 9V5 (parallel) and LAD 9V6 (reversing).			
Kit Comprising :			
1. A mechanical interlock LAD 4CM	LC1D40A to D80A	LAD9R3	3675
2. A set of power connections LA9 D65A69.			



LAD9R1

Description	For use with	Reference	Unit MRP [₹]
<b>Star Delta Kit</b>			
Time delay contact block LAD S2 (LC1D09...D80),	LC1D09 and D12	LAD91217	5810
Power circuit connections (LC1D09...D80),	LC1D18 to D32	LAD93217	7470
Hardware required for fixing the contactors onto the mounting plate (LC1D80)	LC1D40A and D50A	LAD9SD3	15100
	LC1D80	LA9D8017	16765



LAD9R3



LAD91217



LAD9SD3



LA9D8017

For details on non standard references, technical parameters, accessories, compatibility, stockable and non stockable status please contact Customer Care

NORMAL STOCK ITEMS

W.E.F. January 25, 2022

Description	Time Delay Range	Timer Type	Reference	Unit MRP [₹]
On delay timer <sup>(1) (2)</sup>	15...30 s	on delay	LA4DT2U	5140
On delay timer <sup>(1) (2)</sup>	0.1...2 s	on delay	LA4DT0U	
On delay timer <sup>(1) (2)</sup>	25...500 s	on delay	LA4DT4U	5760
Relay interface module - 24V DC <sup>(1) (2)</sup>	-	-	LA4DFB	4735

(1) For LC1 D09...38A (3P, AC coils only) add mounting adaptor LAD4BB and for LC1 D40A...65A (3P, AC coils only), add mounting adaptor LAD4BB3.  
 (2) For LC1D80...150 (3P), direct mounting, for 100-250V AC Coils only.

Description	For use with	Reference	Unit MRP [₹]
<b>TeSys Deca Model Mechanical Latch Blocks</b>			
Front, Clip-on	LC1D09...D38 (a or c) LC1DT20...DT40 (a or c) LC1D40A...D65A (3P a or c) LC1DT60A and DT80A (4P a or c)	LAD6K10*	6180
	LC1D80...D150 (3P a) LC1D80 and D115 (3 P c) LC1D80 (4 P a) LC1D80 and D115 (4 P a) LP1D80 and LC1D115 (4 P c)	LA6DK20*	6450

\* Reference to be completed by adding coil voltage code and recommended to check availability with Customer Care team

### Coil Voltage Code

VOLTAGE (AC/DC)	24	42/48	110/127	220/240	380/415
Code	B	E	F	M	Q

### Spare Coils TeSys Deca Model

Product Compatibility	Reference
<b>AC Coils</b>	
CAD, LC1-D09...D38, DT20..40	LXD1*
LC1D40A, D50A, D65A & LC1DT60A, DT80A	LXD3*
D80 & D95 (3P & 4P)	LX1D6*
LC1-D115, D150	LX1D8*
<b>DC Coils</b>	
LC1-D80-D95	LX4D7**
LC1-D115, D150	LX4D8**

\* Reference to be completed by adding coil voltage code and recommended to check availability with Customer Care team

### Coil Voltage Code

Type	Voltage (V)	24	110	220	415
AC*	CAD, LC1-D09...D38, DT20..40, LC1 - D150, LC1D40A, D50A, D65A & LC1DT60A, DT80A, LC1D150 LC1D80, D95, D115	B7	F7	M7	N7

For details on non standard references, technical parameters, accessories, compatibility, stockable and non stockable status please contact Customer Care

NORMAL STOCK ITEMS

W.E.F. January 25, 2022

### Accessories

Description	For use With	Contacts	Reference	Unit MRP [₹]			
<b>Add On Blocks</b>							
Additional instantaneous auxiliary contact blocks	LC1D09 ...LC1D150 & LC1F*	Front Mounted	1NO + 1NC	LADN11	500		
			2NO	LADN20 <input checked="" type="checkbox"/>			
			2NC	LADN02			
			2NO + 2NC	LADN22 <input checked="" type="checkbox"/>			
			4NC	LADN04	900		
			4NO	LADN40 <input checked="" type="checkbox"/>	900		
			1NO + 3NC	LADN13			
			3NO + 1NC	LADN31 <input checked="" type="checkbox"/>			
			LC1D80..LC1D95 & LC1F	Front Mounted	1NO	LADN10	405
					1NC	LADN01	

Description		Contacts	Reference	Unit MRP [₹]
<b>Add On Blocks</b>				
Additional instantaneous auxiliary contact blocks	Side Mounted <sup>(1)</sup>	1NO + 1NC	LAD8N11	1740
		2NO	LAD8N20	
Pneumatic timer blocks front mounted	ON delay	1NO + 1NC 0.1..3s	LADT0	3595
		1NO + 1NC 0.1..30s	LADT2	
		1NO + 1NC 10..180s	LADT4	
	OFF delay	1NO + 1NC 1..30s (2)	LADS2 <input checked="" type="checkbox"/>	3835
		1NO + 1NC 0.1 ..3s	LADR0	3595
		1NO + 1NC 0.1 ..30s	LADR2 <input checked="" type="checkbox"/>	
		1NO + 1NC 10..180s	LADR4	

(1) Suitable for mounting on TeSys Deca range AC Coil Contactors and Control Relays only

(2) With Switching time of 40 ms between opening of the NC contact and closing of the NO contact recommended for Star - Delta Starters

### Accessories compatibility

Contactors		Instantaneous Auxiliary Contacts					Time delay Front Mounted	
Type	Number of Poles and Size	Side mounted		Front mounted				
				1 contact	2 contact	4 contacts		
AC & AC/DC	3P	LC1D09...D38	1 on LH side	and	-	1	or 1	or 1
		LC1D40A...D80A	1 on LH or 1 on RH side	and	-	1	or 1	or 1
		LC1D80 and D95A (50/60 Hz)	1 on each side	or	2	and 1	or 1	or 1
		LC1D80 and D95A (50 or 60 Hz)	1 on each side	and	2	and 2	or 1	or 1
		LC1D115 and D150	1 on LH side	and	-	1	or 1	or 1
	4P	LC1DT20...DT40	1 on LH side	and	-	1	or 1	or 1
		LC1DT60A and DT80A	1 on LH or 1 on RH side	and	-	1	or 1	or 1
		LC1D40008, D65008 and D80	1 on each side	or	1	or 1	or 1	or 1
		LC1D115	1 on each side	and	1	or 1	or 1	or 1
DC	3P	LC1D09...D38	-	-	1	or 1	or 1	
		LC1D40A...D80A	-	-	1	or 1	or 1	
		LC1D80 and D95	-	-	1	or 1	or 1	
	4P	LC1D115 and D150	1 on LH side	and	-	1	or 1	or 1
		LC1DT20...DT40	-	-	1	or 1	or 1	
		LC1DT60A and DT80A	-	-	1	or 1	or 1	
		LC1D40008, D65008 and D80	-	-	2	and 1	or 1	or 1
LC <sup>(3)</sup>	3P	LC1D09...D38	-	-	1	-	-	
	3P	LC1DT20...DT40	-	-	1	-	-	

(3) LC : Low consumption

For details on non standard references, technical parameters, accessories, compatibility, stockable and non stockable status please contact Customer Care

NORMAL STOCK ITEMS

W.E.F. January 25, 2022



### Accessories

Description	For use with	Reference	Unit MRP [₹]
<b>For Contactor D115/150</b>			
Contacts set - 3P	LC1D115	LA5D1158031	20240
Contacts set - 3P	LC1D150	LA5D150803	20980
Contacts set - 4P	LC1D1150046	LA5D115804	27900

Product Compatibility	Fixing	Control Circuit Voltage	Suppressor Type	Reference	Unit MRP [₹]
<b>Coil Suppressor Modules</b>					
LC1D12...D25 (4P)	Screw	110...240V AC	RC Circuit AC	LA4DA1U	1585
LC1D12...D25 (4P)		12...250V DC	Diode DC	LA4DC1U	1775
LC1D09...D38, LC2D09...D38, LC1DT20...DT40, LC2DT20...DT40 (3P)		24...48V AC	Varistor AC/DC	LAD4VE	1535
		24...48V AC 400Hz	RC Circuit AC	LAD4RCE	1390
		50...127V AC 200Hz	RC Circuit AC	LAD4RCG	1390
		110...240V AC 100Hz	RC Circuit AC	LAD4RCU <input checked="" type="checkbox"/>	1535
CAD		110...250V AC	Varistor AC/DC	LAD4VU	1535
LC1D80, LC1D95, LC2D80, LC2D95 (3P) LC2D80 (4P), LC1D40008, LC1D65008		24...250V DC	Diode DC	LA4DC3U	1585
		110...250V AC	Varistor AC/DC	LA4DE2U	1515
		24...48V AC 400Hz	RC Circuit AC	LA4DA2E	2390
		50...127V AC 200Hz	RC Circuit AC	LA4DA2G	2390
		110...240V AC 100Hz	RC Circuit AC	LA4DA2U	1585
		380...415V AC 150Hz	RC Circuit AC	LA4DA2N	2390
		24...48V DC	Varistor AC/DC	LA4DE3E	1585

For details on non standard references, technical parameters, accessories, compatibility, stockable and non stockable status please contact Customer Care

NORMAL STOCK ITEMS

W.E.F. January 25, 2022

Modular marking system simplifies identification of standard contactors in the control panel to enhance visibility of the safety chain

### Simple, customisable modular marking system

#### Standard TeSys Deca contactors

Easy-to-attach covers:



Auxiliary blocks with safety chain identification also available for more contact points:



Flexibility to customise contactors included in the safety chain during panel building



Simpler and faster maintenance with 100% visibility



Safety covers and auxiliary blocks prevent screwdriver contact with poles

#### Standard TeSys Ultra motor starters

Translucent labels to identify safety-chain devices:



### Complete safety-chain identification system

#### TeSys Deca range

Retrofit contactor safety covers



LAD9ET1S  
9A upto 65A



LAD9ET3S  
80A to 95A



LAD9ET4S  
110A to 150A



LADN22S  
2NO + 2NC

Also available for CAD32/CAD50

#### TeSys Ultra range

Retrofit identification label



LU9ET1S

### Built in Safety

TeSys Ultra motor starters are certified according to IEC 60947-4-1 for safety applications thanks to integrated mirror contact

Description	For use with	Reference	Unit MRP [₹]
Red Cover (For safety chain indication)	LC1D09...D65A and DT20 .. DT80A	LAD9ET1S	715
Auxiliary Contact block with red front face- for safety chain indication	2NO + 2NC	LADN22S	1020

For details on non standard references, technical parameters, accessories, compatibility, stockable and non stockable status please contact Customer Care

NORMAL STOCK ITEMS

W.E.F. January 25, 2022



## New TeSys Giga Contactors and Relays Futuristic ready...

- **New generation** of high power contactors..115-800 A (AC-3)
- Advanced contact wear diagnostic for **predictive maintenance**
- **Modular design** for easy maintenance and short down times
- **Compact** design for less installation space consumption
- Less product references for **easier selection** and **reduced inventory**
- Right choice for a wide range of **demanding applications!!**



[se.com/in/TeSys](https://se.com/in/TeSys)

# TeSys Control

## TeSys Giga NEW

A comprehensive range of TeSys Giga Contactors that are available in 'Advanced' and 'Standard' versions, in 3 sizes, covering several ratings.  
A common range of auxiliary contacts and accessories, enabling high flexibility and simplicity.

### > TeSys Giga Contactors - Standard version



#### Power & control

- 3 or 4 power poles
- 115 to 800A<sup>(1)</sup> (AC-3)
- 200 to 1050A<sup>(1)</sup> (AC-1)
- Embedded 1 NO + 1 NC auxiliary contacts
- Push-in type terminals for coils & control

#### Remote control

- 48-130V, 100-250V AC/DC coils
- Wide voltage range coils (direct coil control)
- Embedded surge-suppressor

#### Diagnostic

- Embedded wear diagnostic
- Embedded control voltages diagnostic
- Self diagnosis function
- Local alarm signaling (LED)

#### Mounting

- 'Cabling memory' adapter enables maintenance without removing power cables and busbar connections. (Provided as an accessory in standard version)

### > TeSys Giga Contactors - Advanced version



#### Power & control

- 3 or 4 power poles
- 115 to 800A<sup>(1)</sup> (AC-3)
- 200 to 1050A<sup>(1)</sup> (AC-1)
- Embedded 1 NO + 1 NC auxiliary contacts
- Push-in type terminals for coils & control

#### Remote control

- 24-48V, 48-130V, 200-500V AC/DC coils
- Low consumption coils
- Wide voltage range coils (direct coil control)
- Digital control input (PLC output digital coil control)
- Embedded surge suppressor

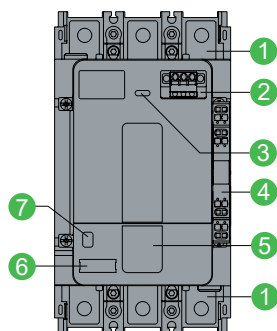
#### Diagnostic

- Embedded wear diagnostic
- Embedded control voltages diagnostic
- Self diagnosis function
- Local alarm signaling (LED)
- Remote wear diagnostic signaling kit (accessory)

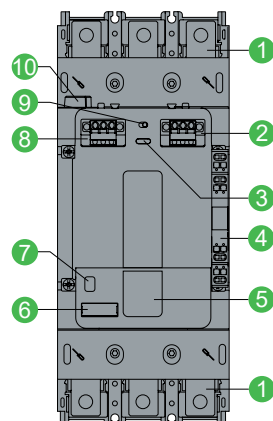
#### Mounting

- 'Cabling memory' adapter enables maintenance without removing power cables and busbar connections. (Provided as default in advanced version)

(1) 630A and 800A (AC-3) and 1050A (AC-1) contactors shall be launched in Q2 2022.



Standard (\*N) version



Advanced (\*A) version

- 1 Power connection (cable memory kit provided with Advanced version contactor)
- 2 A1-A2 coil terminal
- 3 Contact wear diagnosis LED
- 4 1 NO + 1 NC auxiliary contact
- 5 QR code
- 6 Label holder
- 7 Status indicator
- 8 PLC control terminal
- 9 PLC control ON/OFF switch
- 10 Connector for Remote Wear Diagnostic (RWD) module

\*Product references finishing by A or N.

### TeSys Giga Power Contactors (3 Pole AC and DC)



#### Future ready:

Continuous local and remote monitoring of contact wear optimizes the predictive maintenance by allowing you to replace contacts only when necessary, facilitated by diagnostic visual indicator.

- Current Rating: 115-800<sup>(1)</sup> A AC3 rating; and AC1 upto 1050<sup>(1)</sup> A
- Universal AC/DC electronic wideband coil
- Fuseless Type 2 Co-ordination charts as per IEC60947-4-1 available
- Conformity to International Standards – IEC, UL, CSA, CE

[Ie] Rated Operational Current AC-1	Motor Power (Long Life) AC-3			Standard version Reference	Unit MRP [₹]	Advanced version Reference	Unit MRP [₹]
	kW	HP	A				
250	59	80	115	LC1G115***N	28000	LC1G115***A	On Request
275	80	110	150	LC1G150***N	35700	LC1G150***A	
305	100	135	185	LC1G185***N	44245	LC1G185***A	
330	110	150	225	LC1G225***N	47610	LC1G225***A	
385	140	190	265	LC1G265***N	57970	LC1G265***A	
440	180	245	330	LC1G330***N	70105	LC1G330***A	
550	220	300	400	LC1G400***N	84730	LC1G400***A	
700	280	380	500	LC1G500***N	117540	LC1G500***A	

(1) 630A and 800A (AC-3) and 1050A (AC-1) contactors shall be launched in Q2 2022.

### TeSys Giga Power Contactors (4 Pole AC and DC)

[Ie] Rated Operational Current AC-1	Power Pole Composition	Standard version Reference	Unit MRP [₹]	Advanced version Reference	Unit MRP [₹]
275	4 NO	LC1G1504***N	52610	LC1G1504***A	
305	4 NO	LC1G1854***N	65735	LC1G1854***A	
330	4 NO	LC1G2254***N	77215	LC1G2254***A	
385	4 NO	LC1G2654***N	86335	LC1G2654***A	
440	4 NO	LC1G3304***N	100470	LC1G3304***A	
550	4 NO	LC1G4004***N	124870	LC1G4004***A	
700	4 NO	LC1G5004***N	184010	LC1G5004***A	

Standard Coil Reference(***N)	Voltages (AC/DC)
EHEN	48-130
KUEN	100-250
Standard Coil Reference(***A)	Voltages (AC/DC)
LSEA <sup>(1)</sup>	200-500
BEEA <sup>(1) (2)</sup>	24-48

1: Advanced version (Price on request)

2: Available upto 500 A

Contactors prices are for the standard version (100-250 V AC/DC) and inclusive of coil.

Reference to be completed by adding coil voltage code and recommended to check availability with Customer Care team.

### Accessories - TeSys Giga

Add On Blocks	Push In Type Terminal	Position	Contacts	Reference	Unit MRP [₹]
Auxiliary contact module	1st left or 1st right	Side Mounted <sup>(1)</sup>	1 NO+1NC	LAG8N113P	1245
		Side Mounted	2 NO	LAG8N203P	1616
	2nd left or right	Side Mounted	1 NO+1NC	LAG8N113	1245
		Side Mounted	2 NO	LAG8N203	1616

(1) Always supplied with TeSys Giga LC1G contactors, fitted to the right side lateral face.

Mechanical interlock between contactors <sup>(1)</sup>	Reference	Unit MRP [₹]
<b>For Use With Contactor</b>		
Between Identical contactor frames	LA9G970	2273
Between LC1G(265-500) and LC1G(185-225)	LA9G971	2273
LC1G630 to LC1G800 and LC1G265 to LC1G500	LA9G972	on request*

(1) Maximum 3 auxiliary contacts can be installed between 2 contactors with mechanical interlock kit.

\* to be launched in Q2 2022



EcoStruxure™ Motor Control Configuration



Product Selector for TeSys Giga



EcoStruxure™ Motor Management Design

For details on non standard references, technical parameters, accessories, compatibility, stockable and non stockable status please contact Customer Care

NORMAL STOCK ITEMS

W.E.F. January 25, 2022

# TeSys Control

## TeSys F

### TeSys F Power Contactors (3 Pole AC/DC Control)



- Conformity to International Standards – IEC, UL, CSA, CE
- High electrical life
- Type 2 Co-ordination Charts available (upon request)
- Common accessories as TeSys Deca
- Rating : 115 - 2600A, AC/DC Coils, special Hoisting application coils
- Shock Proof version and Magnetic latching contactor available

[Ie] Rated Operational Current AC-1	Motor Power (Long Life) AC-3			Reference	Unit MRP [₹]
	kW	HP	A		
200	59	80	115	LC1F115	On Request
250	80	110	150	LC1F150	
275	100	135	185	LC1F185	
315	110	150	225	LC1F225	
350	140	190	265	LC1F265	
400	180	245	330	LC1F330	
500	220	300	400	LC1F400	
700	280	380	500	LC1F500	
1000	375	500	630	LC1F630	
1000	450	610	800	LC1F800	
1250	630	840	1000	LC1F1000	

**Note:**

- Contactor reference does not include coil. Contactor coil & aux. contacts to be ordered separately.(Coil includes 1NO contact)
- Please select coils from table on next page (Page-103).

### TeSys F Power Contactors (2 Pole & 4 Pole AC/DC Control)



- Conformity to International Standards – IEC, UL, CSA
- 2 and 4 pole versions available
- 240-1600A in AC-1 duty, AC/DC coils
- Common accessories same as TeSys Deca
- High electrical life

[Ie] Rated Operational Current AC-1	Power Pole Composition	Reference	Unit MRP [₹]
200	4NO	LC1F1154	On Request
250	4NO	LC1F1504	
275	4NO	LC1F1854	
315	4NO	LC1F2254	
350	4NO	LC1F2654	
400	4NO	LC1F3304	
500	2NO	LC1F4002	
500	4NO	LC1F4004	
700	2NO	LC1F5002	
700	4NO	LC1F5004	
1000	2NO	LC1F6302	
1000	4NO	LC1F6304	
1600	4NO	LC1F7804	

**Note:**

- Contactor reference does not include coil. Contactor coil & aux. contacts to be ordered separately.(Coil includes 1NO contact)
- Power terminals may be protected by the addition of shrouds, to be ordered separately.

### 3P AC/DC control for AC-1 applications

[Ie] Rated Operational Current AC-1	Reference	Unit MRP [₹]
1250	LC1F1250	On Request
1700	LC1F1700	
2100	LC1F2100 <sup>(1)</sup>	
2600	LC1F2600 <sup>(2)</sup>	

(1) With set of right-angled connectors LA9 F2100

(2) With set of right-angled connectors LA9 F2600

It is recommended to check with Customer care team for selection, recommendation ,and availability of stockable and non stockable references

NORMAL STOCK ITEMS

W.E.F. January 25, 2022

# TeSys Control

## TeSys F

### TeSys F Coils

Product Compatibility	AC Coil Reference	Unit MRP [₹]	DC Coil Reference <sup>(2)</sup>	Unit MRP [₹]
LC1F115, LC1F150	LX9FF*	On Request	LX4FF**	On Request
LC1F185, LC1F225	LX9FG*		LX4FG**	
LC1F265, LC1F330	LX1FH*		LX4FH**	
LC1F400	LX1FJ*		LX4FJ**	
LC1F500	LX1FK*		LX4FK**	
LC1F630	LX1FL*		LX4FL**	
LC1F800	<sup>(1)</sup>		LX4F8**	
LC1F1000, LC1F1700, LC1F2100	LX1FK <sup>(3)</sup>			
LC1F2600	LX1FL <sup>(3)</sup>			

Please replace ( \* ) with the Corresponding Control Voltage.

(1) Use rectifier with required DC coil (Ref: DR5TE4U)

(2) Coil with suppressor fitted as standard.

(3) Set of two coils to be connected in series.

(4) It is recommended to check availability with Customer Care team.

### Coil Voltage Code

Type	Voltage (V)	24	110	220	415
AC*	LC1F115-F225, LC1F400-630	-	110	220	415
	LC1F265, LC1F330	-	1102	2202	3802
	LC1F1000		55	110	220
	LC1F1700, 2100, 2600	-	65	110	220
DC**	LC1F115-LC1F330	24	110	220	-
	LC1F400-LC1F780	-	110	220	
	LC1F800	-	FW	MW	

Note: (1) It is recommended to check availability with Customer Care team

### Accessories - TeSys Deca and TeSys F

Description	For use With	Position	Contacts	Reference	Unit MRP [₹]
<b>Add On Blocks</b>					
Additional instantaneous auxiliary contact blocks	LC1D09...LC1D150 & LC1F*	Front Mounted	1NO + 1NC	LADN11	500
			2NO	LADN20	
			2NC	LADN02	725
			2NO + 2NC	LADN22	900
			4NC	LADN04	1205
			4NO	LADN40	
	LC1D80...LC1D95* & LC1F		1NO + 3NC	LADN13	900
			3NO + 1NC	LADN31	
			1NO	LADN10*	405
			1NC	LADN01*	

It is recommended to check with Customer care team for selection, recommendation ,and availability of stockable and non stockable references

NORMAL STOCK ITEMS

W.E.F. January 25, 2022

### Accessories - TeSys Deca and TeSys F

Description		Contacts	Reference	Unit MRP [₹]
<b>Add On Blocks</b>				
Additional instantaneous auxiliary contact blocks	Side Mounted <sup>(1)</sup>	1NO + 1NC	LAD8N11	1740
		2NO	LAD8N20	
Pneumatic timer blocks front mounted	ON delay	1NO + 1NC 0.1..3s	LADT0	3595
		1NO + 1NC 0.1..30s	LADT2	
		1NO + 1NC 10..180s	LADT4	
	OFF delay	1NO + 1NC 1..30s (2)	LADS2 <input checked="" type="checkbox"/>	3835
		1NO + 1NC 0.1 ..3s	LADR0	3595
		1NO + 1NC 0.1 ..30s	LADR2 <input checked="" type="checkbox"/>	
		1NO + 1NC 10 ..180s	LADR4	

(1) Suitable for mounting on D Model range AC Coil Contactors and Control Relays only

(2) With Switching time of 40 ms between opening of the NC contact and closing of the NO contact recommended for Star - Delta Starters

\* Suitable for 80A, 95A & Model F contactors only

For Use With TeSys F Contactors	Reference	Unit MRP [₹]
<b>Mechanical Interlocks <sup>(1)</sup> - Horizontally Mounted</b>		
LC1F115, LC1F150, LC1F1154, LC1F1504	LA9FF970	On Request
LC1F185, LC1F1854, LC1F225, LC1F2254	LA9FG970	
LC1F265, LC1F330, LC1F400, LC1F500, LC1F2654, LC1F3304, LC1F4004, LC1F5004	LA9FJ970	
LC1F630, LC1F6304, LC1F800	LA9FL970	

(1) For assembly of 3/4 pole 2 contactors of identical rating. To obtain electrical interlocking, please order 2 contact blocks LADN11

All power connections are to be made by the user.

#### Main Contact Sets\*

LC1F115, LC1F150	LA5FF431 <input checked="" type="checkbox"/>	On Request
LC1F185, LC1F225	LA5FG431	
LC1F265	LA5FH431	
LC1F330, LC1F400	LA5F400803	
LC1F500	LA5F500803	
LC1F630	LA5F630803	
LC1F800	LA5F800803	

\* For 3 Pole contactor (per pole: 2 fixed contacts and 1 moving contact, 2 deflectors, 1 backplate, fixing screws & washers.)

Description	For use with	110V Reference	220V Reference	Unit MRP [₹]
<b>Suppressor Blocks</b>				
Suppressor module clip on	All AC ratings	LA4FRCF	LA4FRCP	On Request
Suppressor bracket	For all LA4F	LA9D09981		

Product Compatibility	110V Reference	220/230V Reference	415/440V Reference	Unit MRP [₹]
<b>Hoisting Applications - AC Coils</b>				
LC1F265	LX9FH1102	LX9FH2202	-	On Request
LC1F330				
LC1F400	LX9FJ925	LX9FJ931	LX9FJ937	
LC1F500	LX9FK925	LX9FK931	LX9FK937	
LC1F630	LX9FL924	LX9FL931	LX9FL936	

**Note:** Rectifier is a must with the coil. Ref no. DR5TE4U for 110..230V & DR5TE4S\* for 415..440V, needs to be added extra with coil.

Product Compatibility	48V Reference	110V Reference	220/230V Reference	415/440V Reference	Unit MRP [₹]
<b>Hoisting Applications - DC Coils</b>					
LC1F400	LX9FJ918	LX9FJ926	LX9FJ932	LX9FJ938	On Request
LC1F500	LX9FK918	LX9FK926	LX9FK932	LX9FK938	
LC1F630	LX9FL918	LX9FL926	LX9FL931	LX9FL937	

#### Note:

- Resistor is a must with every coil as per the quantity mentioned.
- Economy Resistor to be selected from below table as per coil voltage code

Contactor	110V Reference	220V Reference	440/460V Reference	Unit MRP [₹]
<b>Economy Resistor</b>				
• To be used with hoisting application DC coil				
LC1F400	1 X DR2SC0047	1 X DR2SC1200	1 X DR2SC4700	On Request
LC1F500	1 X DR2SC0039	1 X DR2SC1000	1 X DR2SC3300	
LC1F630	2 X DR2SC0047	2 X DR2SC0047	2 X DR2SC3900	

It is recommended to check with Customer care team for selection, recommendation ,and availability of stockable and non stockable references

NORMAL STOCK ITEMS

W.E.F. January 25, 2022



# TeSys Special Purpose Contactor

## Capacitor Duty Contactor



Nominal Reactive Power 440V	Auxiliary Contacts	Reference	Unit MRP [₹]
<b>LC1-D•K - with Damping Resistors &amp; Block of Early Make poles</b>			
12.5 kVar	1NO + 2NC	LC1DFK*	4850
16.7 kVar	1NO + 2NC	LC1D GK*	6815
20 kVar	1NO + 2NC	LC1DLK*	7655
25 kVar	1NO + 2NC	LC1DMK*	8395
32 kVar	1NO + 2NC	LC1DPK*	18290
40 kVar	1NO + 2NC	LC1DTK*	25195
60 kVar	1NO + 2NC	LC1DWK12*	28365

# Contactor recommended upto 6 steps. For over 6 steps it is recommended to use chokes

\* Reference to be completed by adding coil voltage code

## Coil Voltage Code

VOLTAGE	110	220
LC1DFK....DWK, 50/60Hz	F7	M7

### Note:

- (1) For non standard coil voltage (including F7) prices please consult customer care.
- (2) It is recommended to check availability with Customer Care team.



Instruction Manual  
Video for Capacitor  
Duty Contactors



Guide for the Design  
and Production of LV  
Power Factor  
Correction Cubicles

For complete information on selection of capacitor switching please refer to the TeSys catalogue

It is recommended to check with Customer care team for selection, recommendation ,and availability of stockable and non stockable references

NORMAL STOCK ITEMS

W.E.F. January 25, 2022

# TeSys H - Ultra Compact Hybrid Motor Starters

The most compact 3 KW / 400 V starter in the world



## Up to 75 % of space reduction

- Ultra-compact 22.5 mm starter
- Reversing starter in the same width
- Maximum space savings for group starter architecture

## Long electrical durability

- Suitable for high demanding application
- 30 000 000 of AC53a electrical cycles

> With printed QR code, referring directly to the product data sheet.

## Easy Design

- Wide range setting motor protection
- Automatic, manual or remote reset after thermal trip
- Wide range of control voltage

## Easy to integrate









- Direct mounting installation on DIN rail
- Control terminals on the upper side
- Power terminal on the lower side

It is recommended to check with Customer care team for selection, recommendation ,and availability of stockable and non stockable references

# TeSys Protection Range

TeSys has the most rugged and reliable solution to manage motors

Please find a quick range overview below

	TeSys Power		TeSys Protect				TeSys Active		
Feature	Motor Protection Circuit Breakers		Overload Relays		Multi function Relays		TeSys Ultra	TeSys T	TeSys Island
TeSys Range of Products	GV2P, GV4P GV3P, GV2ME	GV4PEM	LR2K, LRD, LR9D, LR9F	LR9G	EOCR				
									
Short circuit									
Causes of overheating									
Slight overload									
Locked rotor									
Ventilation fault With probes							With Probes	With Probes	
Abnormal temperature rise								With Probes	
Shaft bearing seizure									
Insulation fault					With CBCT				
Long starting time Adjustable Adjustable		Adjustable			Adjustable	Adjustable	Adjustable	Adjustable	
Heavy duty			LR9D only						
Voltage variation (Derived)									
Causes of phase variation									
Phase reversal									
Phase losses									
Phase imbalance									
Earth fault	GV4P only								
Historic fault, Pre-Alarming				Possible Pre alarm					

# Protection Relays for Motor Safety

Providing Motor Safety tailored to your needs



# TeSys Protect

## TeSys K, TeSys Deca, TeSys F, TeSys Giga

### Thermal Overload Relays - TeSys K Series (Direct Mounting)



- Conformance to IEC, UL, CSA, CE
- Range : 0.1A to 16A
- Direct & Independent mounting
- Trip class 10A

Thermal Protection Adjustment	For Use With	For Use With	Unit MRP [₹]	
0.11...0.16	LC1K, LP1K, LP4K, LP2K, LC2K	LR2K0301	2340	
0.16...0.23		LR2K0302		
0.23...0.36		LR2K0303		
0.36...0.54		LR2K0304		
0.54...0.8		LR2K0305		
0.8...1.2		LR2K0306		
1.2...1.8		LR2K0307		
1.8...2.6		LR2K0308		
2.6...3.7		LR2K0310		
3.7...5.5		LR2K0312		
5.5...8		LR2K0314		
8...11.5		LR2K0316		
10...14		LR2K0321		
12...16		LR2K0322		2380

\*Note: Terminal Block for Clip-on Mounting LA7K0064

### Thermal Overload Relays - TeSys Deca Series



- Conformance to IEC, UL, CSA
- Range : 0.1A to 104A
- Higher operating temperature
- Tripping class 10A & 20 available
- Direct mounting on contactor is possible upto 95A

Thermal Protection Adjustment Range	For Use With	Reference*	Unit MRP [₹]		
<b>LRD Model (Direct Mounting)</b>					
0.1...0.16	GV2L03, LE03, LC1D09...LC1D38	LRD01	2350		
0.16...0.25		LRD02			
0.25...0.4		LRD03			
0.4...0.63		LRD04			
0.63...1		LRD05 ✓			
1...1.6		LRD06 ✓			
1.6...2.5		LRD07 ✓			
2.5...4		LRD08 ✓			
4...6		LRD10 ✓			
5.5...8		LRD12 ✓			
7...10		LRD14 ✓			
9...13		LRD16 ✓			
12...18		LRD21 ✓		2640	
16...24		GV2L22, LC1D25...D38		LRD22 ✓	2720
23...32		LC1D25...LC1D38, LC1D32		LRD32 ✓	4370
30...38		LC1D32, LC1D38	LRD35	4840	
23...32	LC1D40A...D65a	LRD332			
30...38	LC1D80...LC1D95	LRD3353			
30...40	LC1D40A...D65a	LRD340			
30...40	LC1D80...LC1D95	LRD3355			
37...50	LC1D40A...D65a	LRD350 ✓	6635		
	LC1D80...LC1D95	LRD3357	7935		
48...65	LC1D40A...D65a	LRD365	8515		
62...80	LC1D80A	LRD380	8880		
48...65	LC1D80...LC1D95	LRD3359	8515		
63...80	LC1D80...LC1D95	LRD3363	9240		
80...104	LC1D80, LC1D95	LRD3365	11405		

### Electronic Overload Relay - TeSys Deca Series



- Conformance to IEC, UL, CSA
- Range : 0.1A to 32A
- 5:1 Adjustment range
- High Operating Temperature
- Field selectable tripping class : 5,10, 20 & 30
- Type 1 & Type 2 Co-ordination chart available

Current Range	For Use With	Reference*	Unit MRP [₹]
0.1...0.5	LC1D09 - 38A Direct Mounting	LR9D01	10680
0.4...2.0		LR9D02	10965
1.6...8.0		LR9D08	
6.4...32		LR9D32	12265

\*Note: For LR9D01 to LR9D32 - Terminal Block for Clip on Mounting LAD7B205.

### Electronic Overload Relay - TeSys F Series



- Conformity to International Standards - IEC, UL, CSA
- Direct mounting on contactors is possible upto 630A
- Higher operating temperature
- Tripping class 10

Thermal Protection Adjustment Range	Reference*	Unit MRP [₹]
<b>LRD Model (Direct Mounting)</b>		
90...150	LR9F5369 ✓	On Request
132...220	LR9F5371	
200...330	LR9F7375	
300...500	LR9F7379	
380...630	LR9F7381	

### Electronic Overload Relay - TeSys Giga Series NEW



- Wide range of protection with only 4 references (28A to 630A)
- Switchable protection against ground fault and phase imbalance
- ON status and overload alarm signaling by LED
- Direct mounting of relay with contactors saving in panel space and installation time
- Selectable Trip class from 5E to class 30E to suit different application needs

Thermal Protection Adjustment Range	Reference	Unit MRP [₹]
28...115 A	LR9G115	18000
57...225 A	LR9G225	21000
125...500 A	LR9G500	24700
160...630 A	LR9G630*	on request

\*To be launched in Q2 2022

\*Note:

- For LRD01...LRD35 - Terminal Block for clip-on Mounting LAD7B106
- For LRD33\*\* - Terminal Block for clip-on Mounting LA7D3064 ✓
- For LRD332, LRD340, LRD350 & LRD365 - Connection block for separate mounting LAD96560
- The LRD relays can be used for AC or DC current up to 104A
- For long starting, Class 20 relays are available on request.
- Device for remote tripping and electrical reset is available on request.

For details on non standard references, technical parameters, accessories, compatibility, stockable and non stockable status please contact Customer Care

✓ NORMAL STOCK ITEMS

W.E.F. January 25, 2022

# Advanced Motor Protection

High performance protection  
for your application



## EOLR Electronic Overload Relay

- Precise Overload Protection
- Wide operating Range 5:1
- Higher Operating Temperature
- Selectable Trip Class



## EOCR Electronic Over Current Relay

- Compact and Robust
- Advanced current protections
- Suitable for 1-phase and 3-phase applications
- Suitable for motors upto 400A
- Pass-through CT for electrical isolation

# TeSys Protect

## EOLR, EOCR

### EOLR

#### Electronic Overload Relay

- Conformance to IEC, UL, CSA
- Range : 0.1A to 630A
- High Operating Temperature
- Field selectable tripping class : 5,10, 20 & 30
- Type 1 & Type 2 Co-ordination chart available

Current Range	For Use With	Reference*	Unit MRP [₹]
<b>LR9-D Electronic Protection Relays</b>			
0.1...0.5	LC1D09 - 38A Direct Mounting	LR9D01	10680
0.4...2.0		LR9D02	10965
1.6...8.0		LR9D08	
6.4...32		LR9D32	12265
<b>LR9-G Electronic Protection Relays</b>			
28...115	LC1G115 - 630A Direct Mounting	LR9G115	18000
57...225		LR9G225	21000
125...500		LR9G500	24700
160...630		LR9G630	On Request

**Note:** For LR9D01 to LR9D32 - Terminal Block for Clip on Mounting LAD7B205.

### Analog EOCR

- Compact
- Protection against over current/phase loss/locked rotor (phase loss/locked rotor operates by over current)
- Manual (instant)/electrical reset
- NVR (No Volt Release) function / Fail Safe
- Suitable for single-phase / 3-phase motors
- LED (operation display and active current display)

### EOCR SS

- Without Display



EOCR SS			
Current Range	Control Voltage	Reference	Unit MRP [₹]
0.5-6	24-240V AC/DC	EOCRSS-05S	6105
3-30	24-240V AC/DC	EOCRSS-30S	
5-60	24-240V AC/DC	EOCRSS-60S	

**Note:** 2 SPST output contacts

To order an EOCR-SS:

**E 0 C R S S - 0 5 S**

①                      ②

①	Current Setting Range	5	0.5-6A	For 60A or higher, combine 05 Type and an external CT (secondary 5A) for use
		30	3.0-30A	
		60	5.0-60A	
②	Operating Power Supply	S	24-240V AC/DC	
		W	380-440V AC	

**Note:** For a CT combination type, please write an accessory code from the CT Order Codes separately.

### Protection Relay Selection Table

Features\product	EOLR		EOCR	
	LR9D/LR9G	SS/SSD	3DM2/FDM2	3MZ2/FMZ2/3BZ2/FBZ2
Precise Overload Protection (Inverse Time)				
Over Current Protection (Definite Time)				
Selectable Trip Clas 5-30				
Current Unbalance Protection	LR9G Only			
Locked Rotor, Phase Loss		*		
Under current Protection				
Ground Current Protection	LR9G Only			
Current Measurement	3CT	2CT	3CT	3CT
Current Display		#		
Direct Mounting on Contactor	\$			
Fault History				
Configurable protection functions				

\* - over current based protection

# - with SSD

\$ - upto 38 Amps

Possible solution

Ideal solution

### EOCR SSD

- With Display (Operating Current & Trip Cause)



EOCR SSD			
Current Range	Control Voltage	Reference	Unit MRP [₹]
0.5-6	24-240V AC/DC	EOCRSSD-05S	9130
3-30	24-240V AC/DC	EOCRSSD-30S	
5-60	24-240V AC/DC	EOCRSSD-60S	

**Note:** 2 SPST output contacts

To order an EOCR-SS:

**E 0 C R S S D - 0 5 S**

①                      ②

①	Current Setting Range	5	0.5-6A	For 60A or higher, combine 05Type and an external CT (secondary 5A) for use
		30	3.0-30A	
		60	5.0-60A	
②	Operating Power Supply	S	24-240V AC/DC	
		W	380-440V AC	

**Note:** For a CT combination type, please write an accessory code from the CT Order Codes separately.

For details on non standard references, technical parameters, accessories, compatibility, stockable and non stockable status please contact Customer Care

NORMAL STOCK ITEMS

W.E.F. January 25, 2022

# TeSys Protect EOCR

## NEW Digital EOCR



### Selection Table for Digital EOCR

**3 D M 2 - W R D U W Z**

1 2 3 4 5 6

1	Digital Electronic Over-current Relay	3DM2/ FDM2	Without Ground Fault Protection
		3MZ2/ FMZ2	With Ground Fault Protection with External ZCT
		3BZ2/ FBZ2	With Ground Fault Protection inbuilt ZCT
	Built-in display	3●●2	Flush mounting display F●●2
2	Standard	WR	0.5...80A
3	Relay Output	D	b (95-96), a(97-98), a(07-08) 3DM2, FDM2
		A	a(97-98): OL, a(57-58): GF
		C	b(95-96), a(97-98): OL/GF
		D	b(95-96) : OL, a(57-58): GF*
4	Control Power	B	AC/DC 24V
		U	AC/DC 100~240V
5	Wiring Method	W	Window-hole type*
		H	Bottom-hole type
6	Version	Z	New version

\* Not Possible with 3BZ2/FBZ2

## EOCR Accessories

ZCT - Ground Fault Protection			
Reference	Description	Unit MRP [₹]	
ZCT-035-Z	ZCT EP 35 mm	6130	
ZCT-080-Z	ZCT EP 80 mm	8295	
ZCT-120-Z	ZCT EP 120 mm	13650	

Display Cable for FDM2/FMZ2/FBZ2			
Reference	Description	Unit MRP [₹]	
CABLE-RJ45-001Q	CABLE 1M	2230	

- Micro-controller unit based
- Real time processing / High precision
- Protections : Over current, Under current, Phase loss, Phase reversal, Stall, Jam, Current Imbalance, Earth fault (3MZ2/FMZ2/3BZ2/FBZ2)
- Current Rating - 0.5 to 400A
- Bar graph indication of a load current to the current setting.
- Ancillary functions : Fail safe, Accumulated running hour, 3 faults records & limitation of auto-restart.
- Individual phase I-THD monitoring
- Suitable low Frequency Operation
- Communication capable RS485 (Optional)

Digital EOCR				
Current Range	Control Voltage	Reference	Description	Unit MRP [₹]
0.5-80A	100-240V AC/DC	3DM2-WRDUWZ		19265
		3DM2-WRDUHZ	Without ground - fault protection	20835
		FDM2-WRDUWZ		
		FDM2-WRDUHZ		
		3MZ2-WRAUWZ		19525
		3MZ2-WRAUHZ		
		3MZ2-WRCUWZ		
		3MZ2-WRCUHZ		
		3MZ2-WRDUWZ		
		3MZ2-WRDUHZ	With ground - fault protection	
		FMZ2-WRAUWZ		23440
		FMZ2-WRAUHZ		
		FMZ2-WRCUWZ		
		FMZ2-WRCUHZ		
		FMZ2-WRDUWZ		
		FMZ2-WRDUHZ		
		3BZ2-WRAUHZ		28340
		3BZ2-WRCUHZ	With ground - fault protection (inbuilt ZCT)	28795
FBZ2-WRAUHZ				
FBZ2-WRCUHZ				

ZCT - Ground Fault Protection				
Reference	Description	Unit MRP [₹]		
3CT - H1 - 100 - Z				
1 CT ratio	H1-100-Z	Square 3CT 100:5		4905
	HH-150-Z	Square 3CT 150:5		6075
	H2-200-Z	Square 3CT 200:5		6730
	H3-300-Z	Square 3CT 300:5		7050
H4-400-Z	Square 3CT 400:5	8295		

For details on non standard references, technical parameters, accessories, compatibility, stockable and non stockable status please contact Customer Care

NORMAL STOCK ITEMS

W.E.F. January 25, 2022



# TeSys Power

Circuit breakers for Motor protection



## Circuit breakers for motor protection and control

TeSys Deca and TeSys Giga Circuit Breakers provide compact, reliable and efficient solutions:

- Isolation
- Protection against short circuits and overloads
- Control of motors from 0.06 to 250 kW.
- Conforming to global standards.(IEC/EN/UL/CSA)



For more information  
on motor protection  
circuit breakers

[se.com/in/TeSys](https://se.com/in/TeSys)

# TeSys Power

## Circuit Breakers for Motor Protection

### Magnetic Circuit Breaker



- Conformance to IEC 60947 -1,-2,-4
- Magnetic circuit breakers range from 0.1-80 Amps
- High Breaking capacity up to 100kA
- Wide range of accessories

Breaking Capacity at 415V 50Hz	Motor Power AC-3**		Magnetic Protection Rating (A)	Reference	Unit MRP [₹]
	kW	HP			
<b>With Rocker Lever Control (Economy)*</b>					
100kA	0.09	-	0.4	GV2LE03	4875
	0.18	-	0.63	GV2LE04	
	0.37	0.5	1	GV2LE05	
	0.55	-	1.6	GV2LE06	
	1.1	1.5	2.5	GV2LE07	
	1.5	2	4	GV2LE08	
	2.2	3	6.3	GV2LE10	
	3	5.5	10	GV2LE14	
15kA	5.5	7.5	14	GV2LE16	5660
	7.5	10	18	GV2LE20	
10kA	11	15	25	GV2LE22	9615
	15	20	32	GV2LE32	
<b>With Rotary Handle Control*</b>					
100kA	0.09	-	0.4	GV2L03	5595
	0.18	-	0.63	GV2L04	
	0.37	0.5	1	GV2L05	
	0.55	-	1.6	GV2L06	
	1.1	1.5	2.5	GV2L07	
	1.1	2	4	GV2L08	
	2.2	3	6.3	GV2L10	
	4	5.5	10	GV2L14	
50kA	5.5	7.5	14	GV2L16	15775
	7.5	10	18	GV2L20	
	11	15	25	GV2L22	
	15	20	32	GV2L32	
	18.5	25	40	GV3L40	
	22	29	50	GV3L50	
	30	40	65	GV3L65	
	37	50	73	GV3L73	
<b>With Toggle Control</b>					
50kA	37	50	80	GV4LE80N6	15525
	55	74	115	GV4LE115N6	
	75	101	150	LV430832	On Request
	110	147	220	LV431752	
	160	214	320	LV432749	
	200	268	500	LV432949	

\* Conforming to IEC 60947-2-3-4

\*\* 50/60Hz - 415V

• GV2-L with the TeSys Deca contactor and LRD overload relay provides Type 2 Co-ordination

\*\* 50/60Hz - 415V

(1) With GV1-L3 current limiter, breaking capacity can be increased to 100kA. Combination of the GV2-M with the TeSys Deca provides Type 2 Co-ordination.

(2) With GV1-L3 current limiter, breaking capacity can be increased to 100kA. Combination of the GV2-P with the TeSys Deca provides Type 2 Co-ordination.

### Thermal Magnetic Circuit Breaker



- Conformance to IEC 60947 -1,-2,-4, conformity to International Standards - UL, CSA, CE
- Thermal magnetic circuit breakers range from 0.1-220 Amps
- High Breaking capacity up to 100kA
- Wide range of accessories
- S-shaped busbar for side-by-side connection with 40 - 65A Contactor

Breaking Capacity at 415V 50Hz	Motor Power AC-3**		Thermal Protection Adjustment Range	Reference	Unit MRP [₹]
	kW	HP			
<b>With Push Button Control (Economy)</b>					
100kA	-	-	0.1 - 0.16	GV2ME01	5235
	0.06	-	0.16 - 0.25	GV2ME02	
	0.09	-	0.25 - 0.40	GV2ME03	5565
	0.18	-	0.40 - 0.63	GV2ME04	
	0.37	0.5	0.63 - 1.0	GV2ME05	5690
	0.55	0.75	1.0 - 1.6	GV2ME06	
	0.75	1	1.6 - 2.5	GV2ME07	5885
	1.1	2	2.5 - 4	GV2ME08	
15kA <sup>(1)</sup>	2.2	3	4 - 6.3	GV2ME10	6600
	3	5.5	6 - 10	GV2ME14	
	5.5	7.5	9 - 14	GV2ME16	7100
	7.5	10	13 - 18	GV2ME20	
10kA <sup>(1)</sup>	9	12.5	17 - 23	GV2ME21	7580
	11	15	20 - 25	GV2ME22	7580
	15	20	24 - 32	GV2ME32	12280
<b>With Rotary Handle Control</b>					
100kA	-	-	0.1 - 0.16	GV2P01	5095
	0.06	-	0.16 - 0.25	GV2P02	
	0.09	-	0.25 - 0.40	GV2P03	5840
	0.18	-	0.40 - 0.63	GV2P04	
	0.37	0.5	0.63 - 1.0	GV2P05	6020
	0.55	0.75	1.0 - 1.6	GV2P06	
	0.75	1	1.6 - 2.5	GV2P07	6420
	1.1	2	2.5 - 4	GV2P08	
	2.2	3	4 - 6.3	GV2P10	7885
	3	5.5	6 - 10	GV2P14	
50kA <sup>(2)</sup>	5.5	7.5	9 - 14	GV2P16	9105
	7.5	10	13 - 18	GV2P20	
	9	12.5	17 - 23	GV2P21	15340
	11	15	20 - 25	GV2P22	
35kA <sup>(2)</sup>	15	20	24 - 32	GV2P32	17925
	18.5	30...40	30...40	GV3P40	
	22	37...50	37...50	GV3P50	22225
50kA	30	48...65	48...65	GV3P65	22795
	37	62...73	62...73	GV3P73	23300
<b>With Toggle Control</b>					
50kA	37	49.58	40...80	GV4PE80N6	20125
	55	73.7	65...115	GV4PE115N6	
<b>With Direct Rotary Handle</b>					
70kA	75	101	70...150	GV5P150H	42085
	110	147	100...220	GV5P220H	49095
	160	214	160...320	GV6P320H	63125
	200	268	250...500	GV6P500H	86970

It is recommended to check with Customer care team for selection, recommendation, and availability of stockable and non stockable references

☑ NORMAL STOCK ITEMS

W.E.F. January 25, 2022

# TeSys Power

## Circuit Breakers for Motor Protection

### GV4LE



- IEC/EN 60947-1, IEC/EN 60947-2, CCC, EAC
- Can be used with class 5, 10 or 20 relay
- Short Circuit Protection with an adjustable pick-up  $I_n = 6$  to 14 In.
- From 0.25 - 55kW

#### Magnetic Toggle Control

Motor Power AC-3 (400/415V AC)		In	Magnetic Setting Range	25kA Breaking Capacity		50kA Breaking Capacity		100kA Breaking Capacity	
kW	HP	(A)	A	Reference	Unit MRP [₹]	Reference	Unit MRP [₹]	Reference	Unit MRP [₹]
0.25..0.75	0.3..1	2	12..28	-	-	GV4LE02N6	12420	GV4LE02S6	15870
0.55..1.5	0.7..2	3.5	21..49	-	-	GV4LE03N6		GV4LE03S6	
1.5..3	2..4	7	42..96	-	-	GV4LE07N6		GV4LE07S6	
3..5.5	4..7.5	12.5	75..175	-	-	GV4LE12N6		GV4LE12S6	
5.5..11	7.5..14	25	150..350	GV4LE25B6	On Request	GV4LE25N6	15525	GV4LE25S6	18975
11..22	15..30	50	300..700	GV4LE50B6		GV4LE50N6		GV4LE50S6	
18.5..37	25..50	80	480..1120	GV4LE80B6		GV4LE80N6		GV4LE80S6	
30..55	40..75	115	690..1610	GV4LE115B6		GV4LE115N6		GV4LE115S6	

**Note:** For Everlink termination please order after removing the 6 at the end Eg. GV4LE115N

### GV4PE



- IEC/EN 60947-1, IEC/EN 60947-2, IEC/EN 60947-4-1, UL 60497-4-1, CCC, EAC, CSA
- Overload or thermal protection
- Short time delay protection
- Short circuit protection
- Fixed Ground fault protection
- Phase unbalance or phase loss
- Front indications through LED
- Variable Trip class : Trip Class 10/ Trip Class 20

#### Thermal Magnetic Protection Toggle Control

Motor Power AC-3 (400/415V AC)		In	Magnetic Setting Range	25kA Breaking Capacity		50kA Breaking Capacity		100kA Breaking Capacity	
kW	HP	(A)	A	Reference	Unit MRP [₹]	Reference	Unit MRP [₹]	Reference	Unit MRP [₹]
0.25..0.75	0.3..1	2	0.8..2	-	-	GV4PE02N6	17020	GV4PE02S6	18400
0.55..1.5	0.7..2	3.5	1.4..3.5	-	-	GV4PE03N6		GV4PE03S6	
1.5..3	2..4	7	2.9..7	-	-	GV4PE07N6		GV4PE07S6	
3..5.5	4..7.5	12.5	5..12.5	-	-	GV4PE12N6		GV4PE12S6	
5.5..11	7.5..14	25	10..25	GV4PE25B6	On Request	GV4PE25N6	20125	GV4PE25S6	22425
11..22	15..30	50	20..50	GV4PE50B6		GV4PE50N6		GV4PE50S6	
18.5..37	25..50	80	40..80	GV4PE80B6		GV4PE80N6		GV4PE80S6	
30..55	40..75	115	65..115	GV4PE115B6		GV4PE115N6		GV4PE115S6	

**Note:** For Everlink version please order after removing the 6 at the end. Eg. GV4PE115N

Crimp Lug/busbar connection			
Description	Sold in lots of	Reference	
Crimped lug connector + screws	1	GV4LUG	
Transparent terminal shield for crimped lug connector	1	LAD96590	
Interphase barriers	6	LV426920	
Spreader 3-pole	To increase the pitch to 35 min	1	LV426940

It is recommended to check with Customer care team for selection, recommendation, and availability of stockable and non stockable references

NORMAL STOCK ITEMS

W.E.F. January 25, 2022

# TeSys Power

## Circuit Breakers for Motor Protection

### Accessories for GV4



#### MX Shunt Trip

- Trips the circuit breaker when the control voltage rises above 70% of rated voltage
- Shunt trip 110..130V AC is suitable.. etc for ground fault protection when combined with a Class I ground fault sensing element

#### MN Under Voltage Release

Trips the circuit breaker when the control voltage drops below 35% of its rated voltage

Description	Mounting	Voltage	References	Unit MRP [₹]
Mx Shunt Trip	Internal, Plug-In	220-240 VAC 50 Hz, 208-240 VAC 60 Hz, 277 VAC 60 Hz	GV4AS287	3465
Mn Under Voltage Release	Internal, Plug-In	440-480 VAC 60 Hz	GV4AU486	5125

### Auxiliary Contact Blocks



An auxiliary contact block provides one changeover contact with one common point for OF and SD function, depending on where it is inserted

Open/Close OF Function: indicates position of the circuit breaker contacts

Trip Alarm SD Function: indicates circuit breaker tripping due to:

- Electrical fault (overload, short circuit)
- Shunt trip/Undervoltage release
- "Push to Trip" Function

Resets when the circuit breaker is reset

Description	Maximum Number	Mounting	Type of Contacts	Reference	Unit MRP [₹]
Auxiliary Contact Block	2 (1 Each For OF or SD)	Internal Plug-In	NO + NC	GV4AE11	1220

### Rotary Handles

Description	Type	Degree of Protection	Reference	Unit MRP [₹]
Direct Mounting Rotary Handle	BLACK	IP40	GV4ADN01	1815
	BLACK	IP54	GV4APN01	
Front Extended Rotary Handle (Min Shaft Length 214Mm/Max Shaft Length 627Mm)	RED HANDLE ON YELLOW BEZEL	IP54	GV4APN02	2695
	RED HANDLE ON YELLOW BEZEL	IP65	GV4APN04	2835

### Connection Accessories

Description	Reference
Spreader 3-pole (To increase pitch to 35mm) (1 pce)	LV426940

It is recommended to check with Customer care team for selection, recommendation, and availability of stockable and non stockable references

NORMAL STOCK ITEMS

W.E.F. January 25, 2022

# TeSys Power

## Circuit Breakers for Motor Protection

### Accessories for Motor Circuit Breakers

Description	Reference	Unit MRP [₹]
<b>For GV2</b>		
Front contact NO or NC <sup>(1)</sup>	GVAE1	1070
Front contact NO + NC	GVAE11 <input checked="" type="checkbox"/>	1315
	GVAE20	1450
Side contact NO + NC	GVAN11 <input checked="" type="checkbox"/>	1585
	GVAN20	
Fault signalling contact + 1NO contact <sup>(2)</sup>	GVAD1010 <input checked="" type="checkbox"/>	2065
Fault signalling contact + 1NC contact <sup>(2)</sup>	GVAD1001	
Short circuit signalling contact block 1 C/O	GVAM11	1970
Under voltage trip	110 ... 115V 50Hz	GVAU115
	220 ... 240V 50Hz	GVAU225
	380 ... 400V 50Hz	GVAU385
Shunt trip	110 ... 115V 50Hz	GVAS115
	220 ... 240V 50Hz	GVAS225
	380 ... 400V 50Hz	GVAS385
Additive limiter for increasing breaking capacity to 100kA for GV2ME and GV2P.	GV1L3	6085
Connection block - GV2 with contactor LC1-D09..D38	GV2AF3	740
Connection block - LS1 D32 or GV2 with Contactor LC1-K or LP1-K	GV2AF01	800
Empty enclosure for GV2ME - plastic	GV2MP02	3165
	GV2MC02	3475

(1) Choice of NC or NO contact operation depending on which way round the reversible block is mounted.

(2) The GV-AD is always mounted next to the circuit breaker.

### Busbars

Connection Pitch	No. of Tapoff Points	Reference	Unit MRP [₹]
<b>For GV2</b>			
45 mm	2	GV2G245	1865
	4	GV2G445	2935
54 mm	2	GV2G254	1885
	3	GV2G354	2120
	4	GV2G454	2655
72 mm	5	GV2G554	2875
	4	GV2G472	3250

Description	Reference	Unit MRP [₹]
<b>Accessories for Busbars</b>		
Terminal block - to supply one or more 3-pole busbar GV2	GV2G05	4075
Protective end covers for unused busbar outlets	GV1G10	720
Terminal block for connection from top	GV1G09	2130

### Accessories for Motor Circuit Breakers

Description	Reference	Unit MRP [₹]
<b>For GV2-P/GV2-L</b>		
External operator - IP54, Black	GV2APN01 <input checked="" type="checkbox"/>	3780
External operator - IP54, Yellow/Red	GV2APN02	6965
Visible isolation block - for motor circuit breaker GV2	GV2AK00	3165
<b>For GV3P/GV3L</b>		
<b>Auxiliary Contacts</b>		
Front contact: 1 NO (fault) + 1NC (Auxiliary)	GVAED011	1365
Front contact: 1 NO (fault) + 1NO (Auxiliary)	GVAED101	1500
<b>Busbar</b>		
3-pole, 3 tap, 64 mm pitch	GV3G364	1790
S-shape bus bar	GV3S	1340
<b>External Operator</b>		
IP54, Black	GV3APN01	4515
IP54, Yellow/Red	GV3APN02	4330

**Note:** All other accessories are same as of GV2.

Busbars GV3G364 and GV3S are not compatible with GV3\*73 and GV3\*80.

Description	Operating Voltage	Reference	Unit MRP [₹]
<b>For GV5 and GV6</b>			
Auxiliary contact - 1 OC	-	GV7AE11 <input checked="" type="checkbox"/>	2840
Clip-on connector - upto 150 A - 1.5..95 mm <sup>2</sup>	-	GV7AC021	1170
Clip-on connector- upto 220 A - 1.5..185 mm <sup>2</sup>	-	GV7AC022	1245
Front rotary handle	-	GV7AP03	4880
GV7AP GV7R - black handle <sup>(2)</sup>	-	GV7AP01	8490
Padlocking device - 1..3 padlocks Ø 5..8mm shank <sup>(3)</sup>	-	GV7V01	1155
Terminal shields IP405 <sup>(1)</sup>	-	GV7AC01	3020

### For GV5 and GV6

Shunt release	200...240 V AC 50/60 Hz	GV7AS207	6450
Under Voltage release	200...240 V AC 50/60 Hz	GV7AU207	6660

(1) Terminal shields cannot be used together with spreaders.

(2) For mounting direct rotary handle on enclosure door.

This accessory makes it possible to open the door if the device is closed and prevents the device from being closed if the door is open.

(3) For Circuit breaker not fitted with a rotary handle

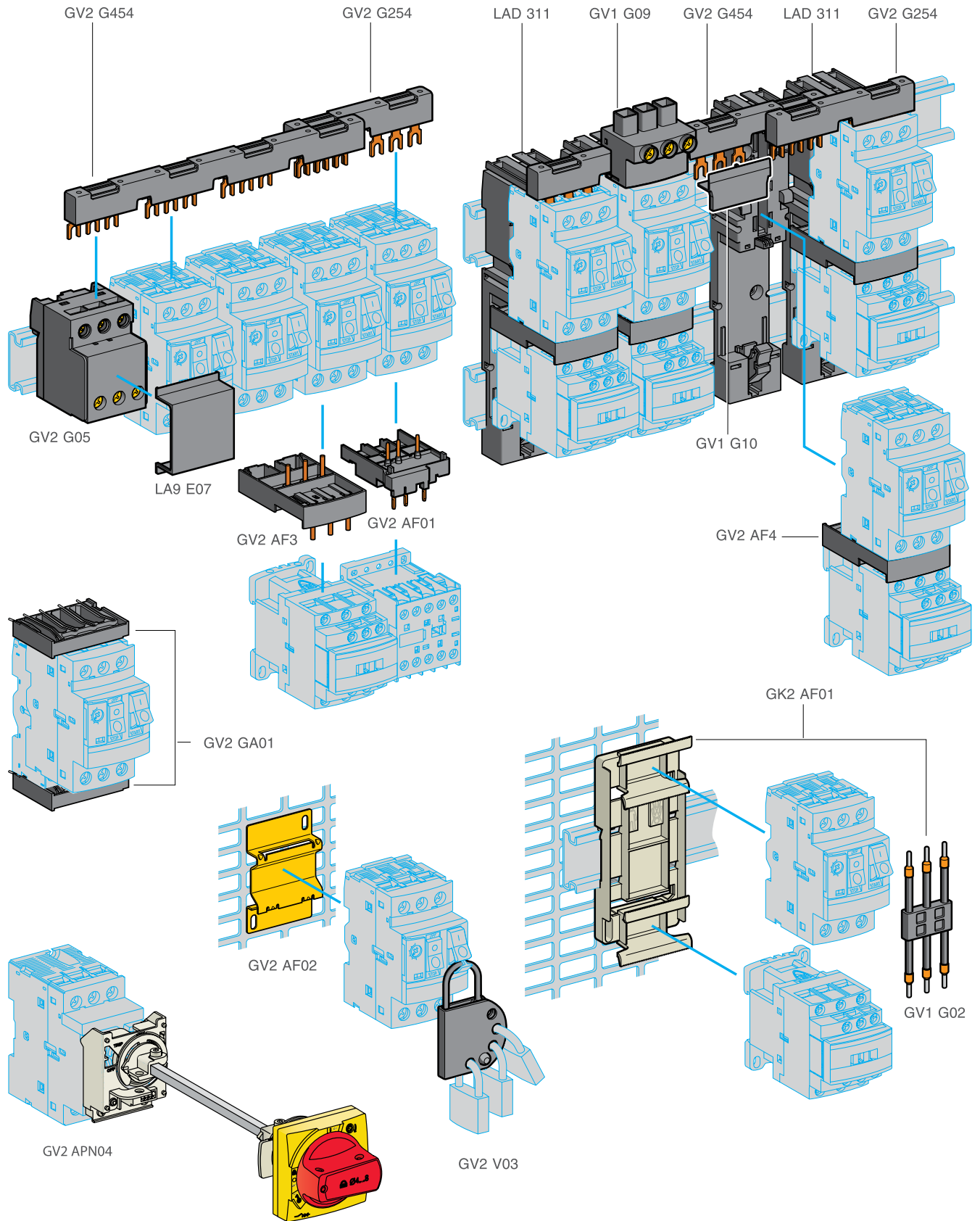
It is recommended to check with Customer care team for selection, recommendation, and availability of stockable and non stockable references

NORMAL STOCK ITEMS

W.E.F. January 25, 2022

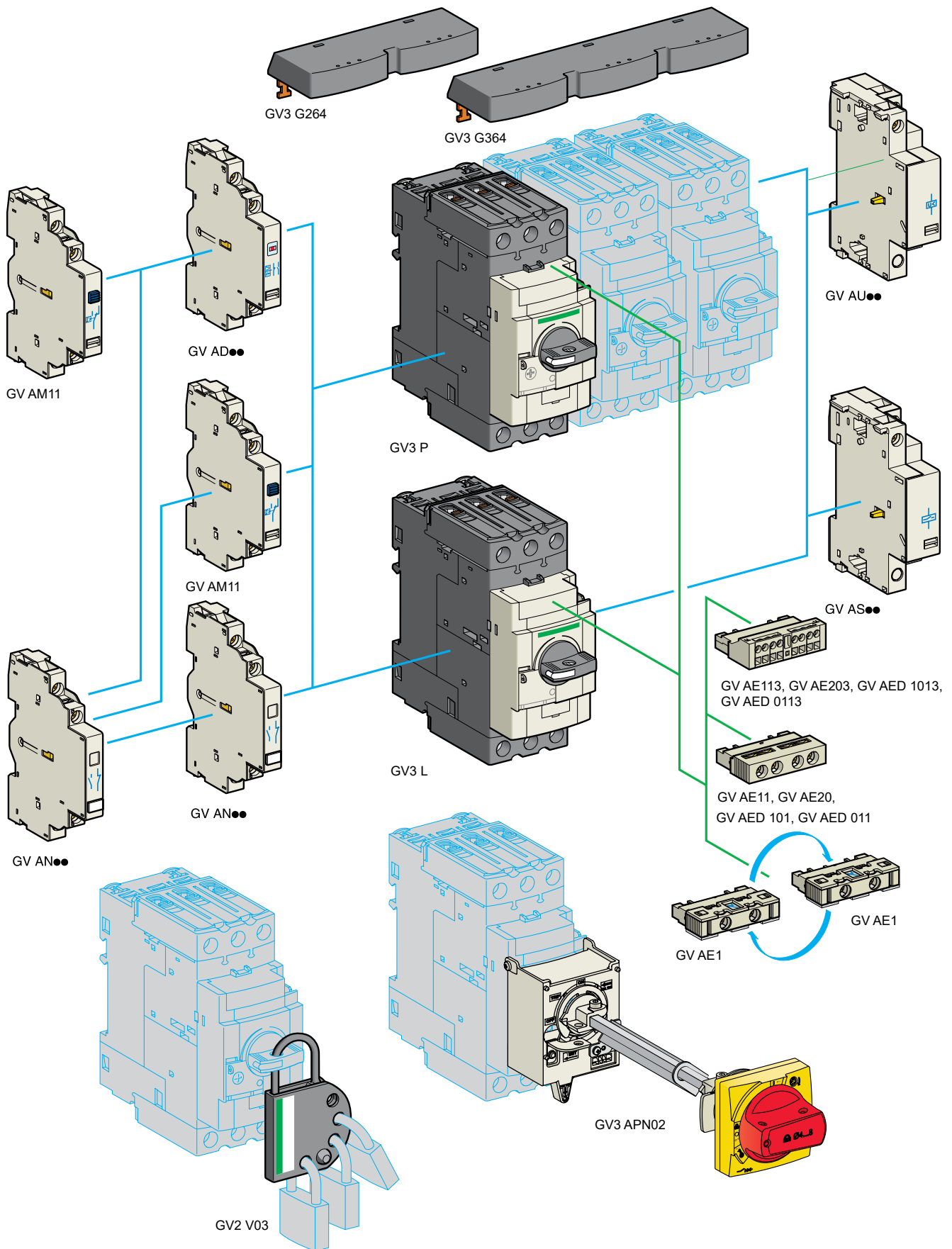
# TeSys

## Accessories compatibility

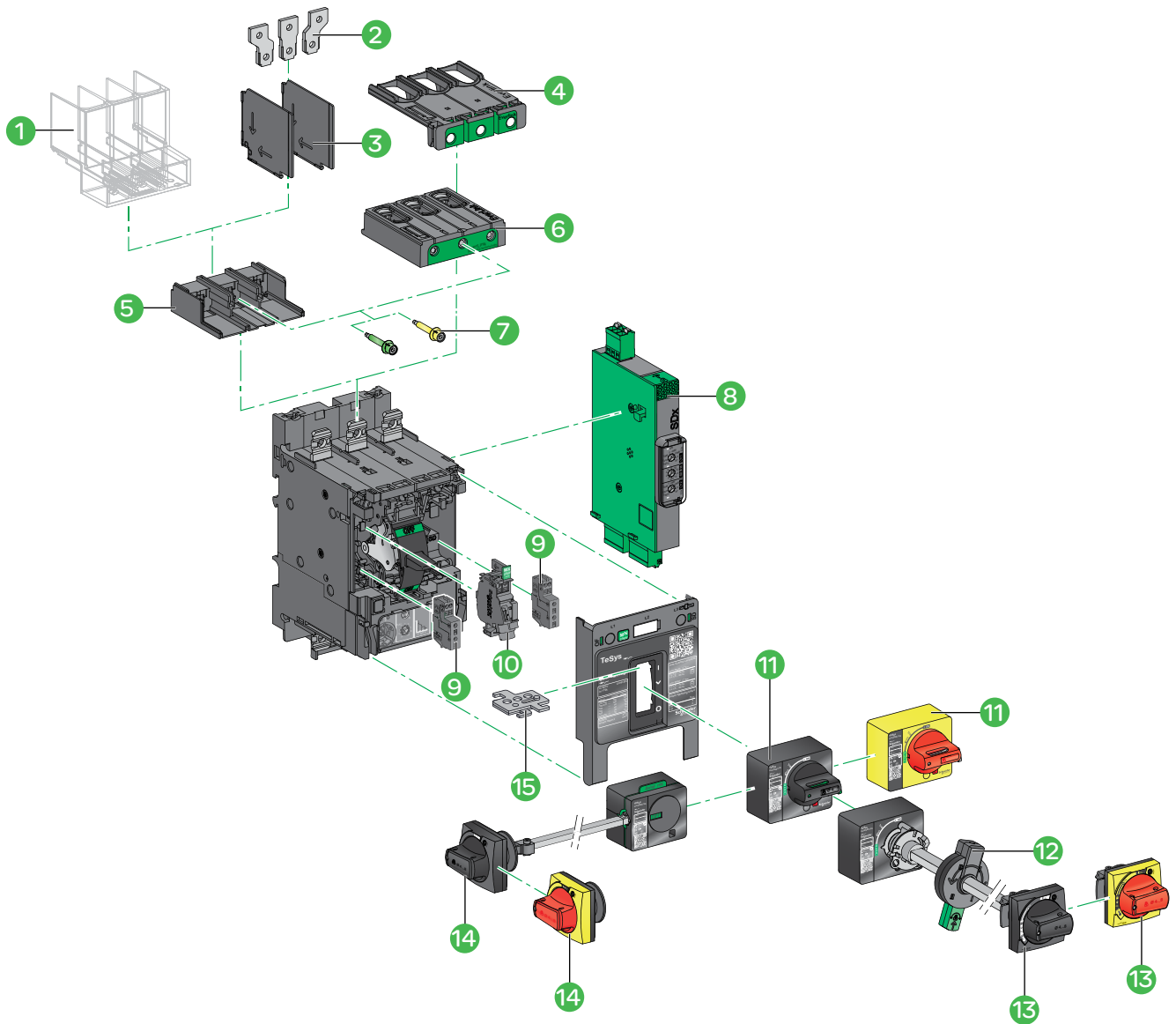


# TeSys

## Accessories compatibility



# TeSys GV4 Overview



- 1 Long terminal shield LAD96590
- 2 Terminal spreaders LV426940
- 3 Interphases barriers LV426920
- 4 Large spacing cover for EverLink connector GV4G66
- 5 Crimp lug connector GV4LUG
- 6 EverLink® connector LAD96595
- 7 Torque limiting breakaway bits LV42699p
- 8 SDx alarming/fault differentiation module GV4ADM1111 (only with GV4PEM)
- 9 Auxiliary contact block for OF or SD function GV4AE11
- 10 - MN undervoltage release GV4AUpp  
- MX shunt trip GV4ASpp
- 11 Direct mounting black or red on yellow bezel rotary handle GV4ADN01/ GV4ADN02
- 12 Open door shaft operator (for front extended rotary handle) LV426937
- 13 Front extended rotary handle kit with red handle on yellow bezel or black handle GV4APN01/ GV4APN02 /GV4APN04
- 14 Side rotary handle kit with red handle on yellow bezel or black handle LV426935/LV426936.
- 15 Toggle locking device 29370



# TeSys Control

## TeSys Switches

### Vario Switch Disconnectors

[Ithe] Conventional Thermal Current**	Poles Description	Rated Operational Power (AC-23)*	Reference	Unit MRP [₹]
<b>Complete Enclosed Switches</b>				
• Range 12 to 175A, IP 65 Sealable and Lockable				
10	3P	4 kW	VCF02GE	3620
16	3P	5.5 kW	VCF01GE	3940
20	3P	7.5 kW	VCF0GE	4790
25	3P	11 kW	VCF1GE	5140
32	3P	15 kW	VCF2GE	6025
50	3P	22 kW	VCF3GE	9315
63	3P	30 kW	VCF4GE	10895

\* Rated Power at 415V

\*\* Ith in enclosure

For Switch Type (Amps)	Mounting Arrangement	Ingress	Reference	Unit MRP [₹]
<b>Operators (Padlockable)</b>				
12 - 40	4 Screw Fixing	IP65	KCF1PZ	950
63 - 80	4 Screw Fixing	IP65	KCF2PZ	1005
125 - 175	4 Screw Fixing	IP40	KCF3PZ	4075

### Vario Switch Disconnectors

[Ithe] Conventional Thermal Current**	Poles Description	Reference	Unit MRP [₹]
<b>Complete Switch with Padlockable Operator</b>			
• Suitable for Front Mounting or Base Mounting			
12	3P	VCF02	2275
20	3P	VCF01	2475
25	3P	VCF0	2890
32	3P	VCF1	3030
40	3P	VCF2	3750
63	3P	VCF3	6990
80	3P	VCF4	6360
125	3P	VCF5	14575
175	3P	VCF6	17670
<b>Switch Bodies</b>			
12		V02	1480
20		V01	1710
25		V0	2035
32		V1	2475
40		V2	3030
63		V3	4215
80		V4	5540
125		V5	11245
175		V6	14350

### Accessories

Description	For Use with Switch Bodies	Rating in A	Pole Composition	Earth Contact	Auxiliary Contacts	Reference	Unit MRP [₹]
<b>Vario Add-on Modules <sup>(1)</sup></b>							
Main Pole Module	V02/VCF02	12	1P	-	-	VZ02	1060
	V01/VCF01	20	1P	-	-	VZ01	1080
	V0/VCF0	25	1P	-	-	VZ0	1150
	V1/VCF1	32	1P	-	-	VZ1	1125
	V2/VCF2	40	1P	-	-	VZ2	1205
	V3/VCF3	63	1P	-	-	VZ3	1565
	V4/VCF4	80	1P	-	-	VZ4	1565
Neutral Pole Module <sup>(2)</sup>	V02 / VCF02 to V2 / VCF2	-	1N	-	-	VZ11	1290
	V3 / VCF3 to V4 / VCF4	-	1N	-	-	VZ12	1730
	V5 / VCZ5 to V6 / VCZ6	-	1N	-	-	VZ13	3570
Earthing Module	V02 / VCF02 to V2 / VCF2	-	-	-	-	VZ14	1275
	V3 / VCF3 to V4 / VCF4	-	-	1	-	VZ15	1505
	V5 / VCZ5 to V6 / VCZ6	-	-	1	-	VZ16	2335
Auxiliary Contact Block Module	V02/ VCF02 to V6 / VCZ6	-	-	-	1NO + 1NC	VZ7	1330
	V2/ VCF02 to V6 / VCZ6	-	-	-	2NO	VZ20	1330

(1) For mounting option of modules, please refer to the technical catalogue.

(2) With early make and late break contacts

Description	For Use With	Reference	Unit MRP [₹]
<b>Components for Door Interlocking</b>			
Shaft extension - for Mini-VARIO and VARIO - V02..V2	V02...V2	VZ17	1275
		VZ30	1505
Shaft extension - for Mini-VARIO and VARIO - V3 V4 V5 V6	V3, V4, V5, V6	VZ18	1710
		VZ31	405
Door interlock plate	VZ17 / VZ30	KZ32	695
		VZ18/31	KZ74
<b>Input Terminal Protection Shrouds</b>			
Terminal Shrouds	V02 - V2	VZ8	430
		VZ26	375
	V3 - V4	VZ9	455
		VZ27	375
	V5 - V6	VZ10	570
		VZ28	635
V02 - V6	VZ29	520	

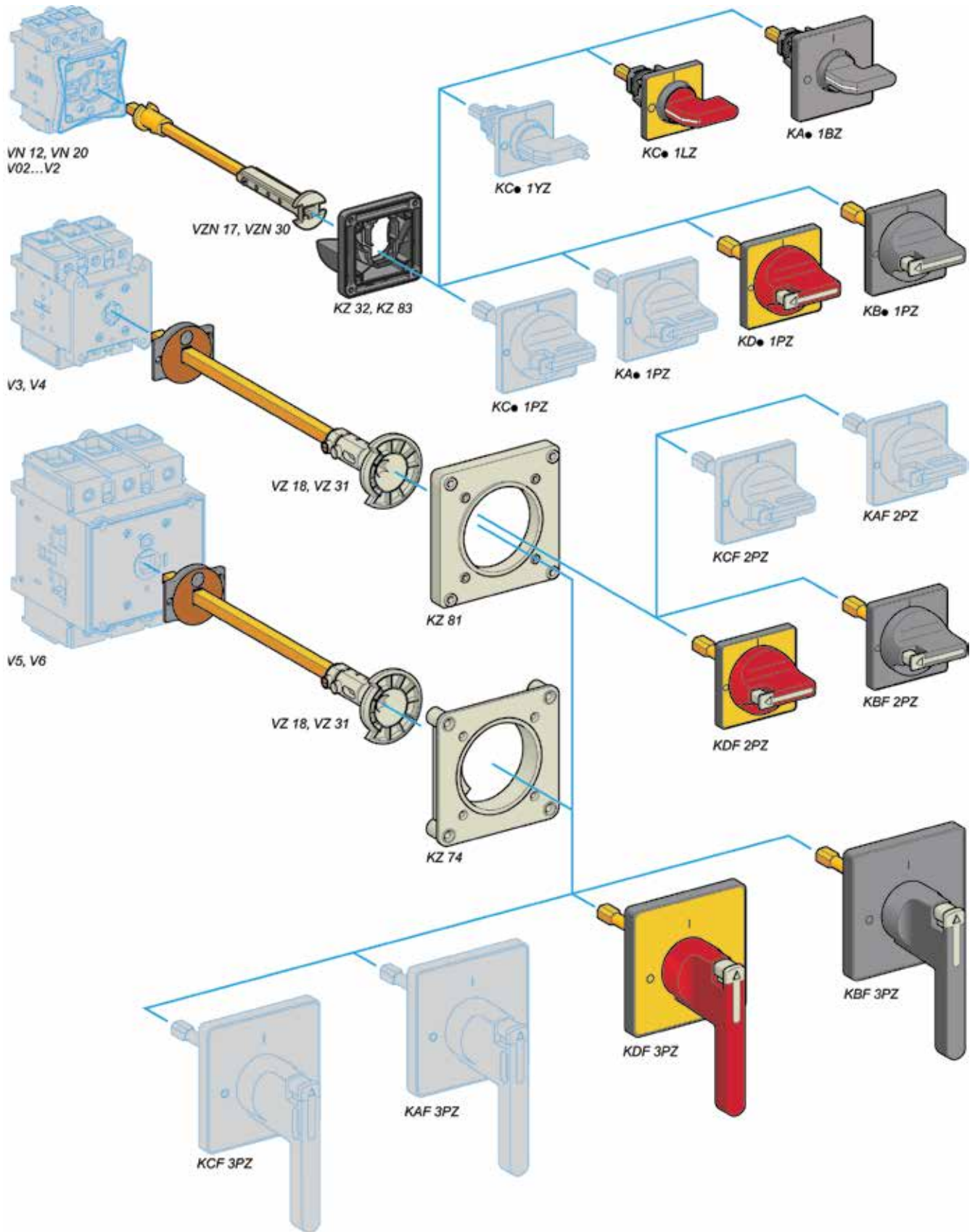
For details on non standard references, technical parameters, accessories, compatibility, stockable and non stockable status please contact Customer Care

NORMAL STOCK ITEMS

W.E.F. January 25, 2022

# TeSys Control

## Accessories for Switches





# Machine builders, it is time to cut engineering time and costs — DIGITIZE load management

## TeSys island



### Unique features

TeSys island is a smart, digital multifunctional load management system; it can switch, protect, manage motors and other electrical loads up to 80 Amps (AC3) in an electrical control panel.

### Benefits

Why should you choose TeSys island?

- Quicker engineering and reduce time to market
- Embedded algorithms detect abnormal load behaviors and generate alarms before machine stoppage.
- Pre-trip warnings can also be set on the system for scheduled maintenance.
- Fast device replacement on any portion of the island is possible because of the full integration of the system and the integrated Bus coupler resulting in reduced downtime.
- TeSys island provides energy monitoring at the load level
- Health status can be easily accessed, remotely or locally. This energy management data can be used for advanced analytics to increase machine efficiency further
- TeSys island can be easily integrated into Schneider Electric's EcoStruxure Machine architecture and 3rd party automation systems, supporting all major field buses.



For more information  
on TeSys island  
Digital Load  
Management System

# TeSys Active

## TeSys island

### Enable smarter design and engineering

#### Efficient

Make your machines intelligent, save time and costs with intuitive programming and commissioning using TeSys avatars. Simplify software integration within all major automation environments. One-click mounting on DIN rail and no need for control wiring.

#### Enable new business models

Use load data and status information to create new service enabled business models. Access your machine from remote during operation & maintenance.

#### A data provider

Get relevant data for digital load management & advanced analytics. Monitor energy at load level, remote users can easily check health status, troubleshoot and diagnose issues and take action, reduce machine stoppages and machine downtime.

#### Improved security

Benefit from the highest cybersecurity and safety levels. Safety IO / Scalable with embedded diagnostic.

### Technical specifications

- System consists of DOL Starters & Input / Output modules
- System manages motors and other electrical loads up to 80A/37kW/50hp
- Up to 20 modules / 1 meter at one bus coupler
- No mechanical adjustments/settings required
- International standards-compliant
- Energy monitoring at the load level
- Only 21 commercial references for the complete system, including 5 standard motor starters and 5 functional safety motor starters
- Cybersecurity embedded into the system (Achilles Level 2 & Safety up to Cat 2)
- Safety stop TUV certified (Stop 0 and 1 with wiring categories 1 to 2, suitable for PL c,d (Performance Level) and SIL level 2)
- Open connectivity thanks to Ethernet IP and Modbus TCP fieldbuses

# TeSys Active

## TeSys island

TeSys island is an innovative digital load management solution-providing data for higher machine efficiency and ease of servicing, and allowing faster time to market.

TeSys island is a modular, multifunctional system providing integrated functions inside an automation architecture, primarily for the direct control and management of low-voltage loads.

After commissioning, TeSys island can switch, help protect, and manage motors and other electrical loads up to 37 kW installed in an electrical control panel.

This system is designed around the concept of TeSys avatars. These avatars:

- Are the functional object representing a logical function of the physical module with pre-defined logic
- Determine the configuration of the island.

The logical aspects of the island are managed with software tools, covering all phases of product and application lifecycle: design, engineering, commissioning, operation, and maintenance.



- |                            |                          |
|----------------------------|--------------------------|
| 1 Bus Coupler              | 5 Power interface module |
| 2 Analog I/O module        | 6 Standard Starter       |
| 3 Digital I/O module       | 7 SIL Starter            |
| 4 Voltage interface module | 8 SIL interface module   |

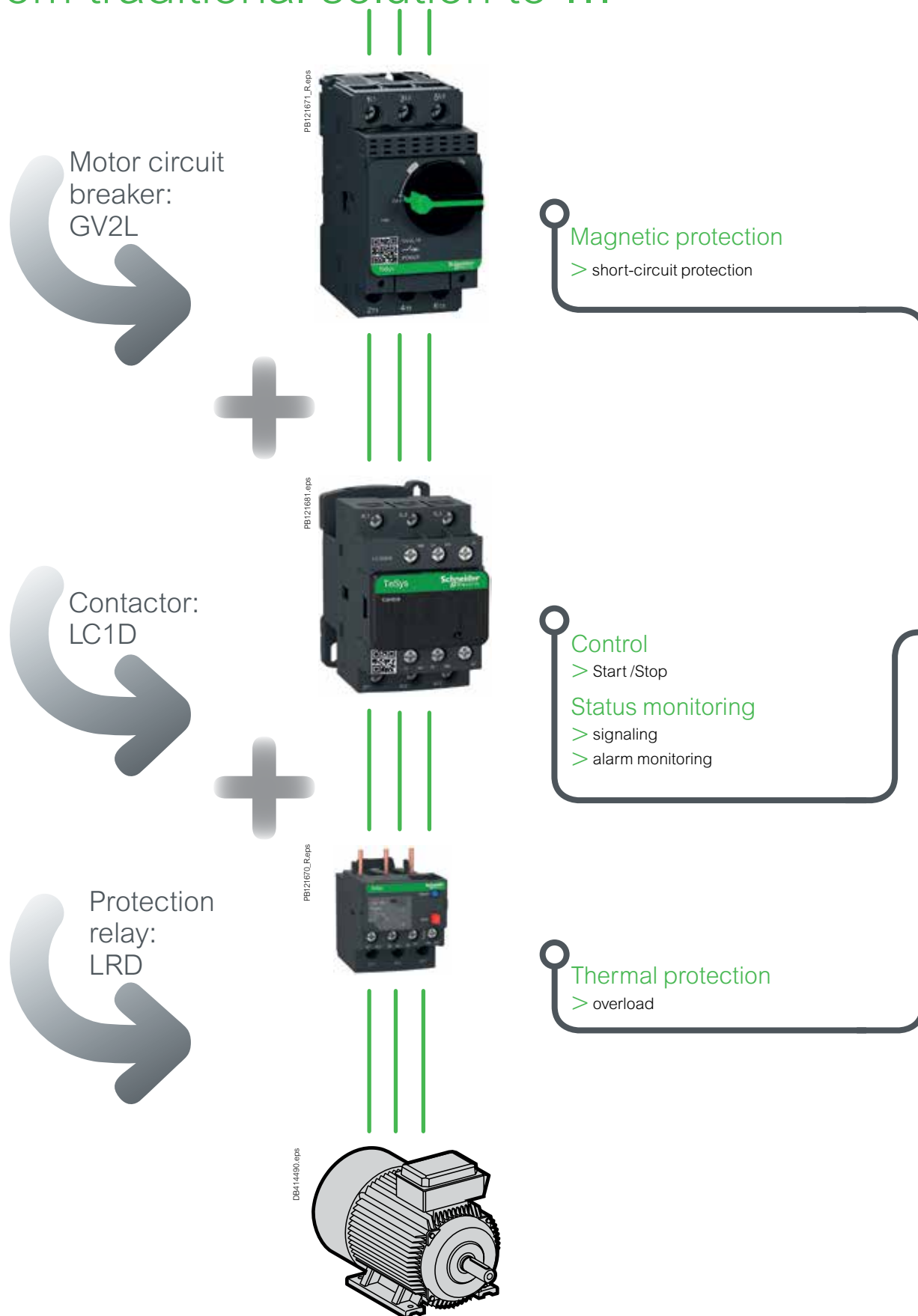
Designation	Product Commercial Reference	
<b>TeSys island components</b>		
Standard Starter	9A (AC-3)	TPRST009
	25A (AC-3)	TPRST025
	38A (AC-3)	TPRST038
	65A (AC-3)	TPRST065
	66A (AC-3) - 80A (AC-1)	TPRST080
SIL Starter	9A (AC-3)	TPRSS009
	25A (AC-3)	TPRSS025
	38A (AC-3)	TPRSS038
	65A (AC-3)	TPRSS065
	66A (AC-3) - 80A (AC-1)	TPRSS080
Power interface module	9A (AC-3)	TPRPM009
	38A (AC-3)	TPRPM038
	80A (AC-3)	TPRPM080
Voltage interface module		TPRVM001
SIL interface module		TPRSM001
Digital I/O module	(4 input - 2 output)	TPRDG4X2
Analog I/O module	(2 input - 1 output)	TPRAN2X1
Bus Coupler	EtherNet/IP - Modbus TCP	TPRBCEIP
	PROFINET	TPRBCPFN
	PROFIBUS	TPRBCPFIB
<b>Assembly and Wiring Kits</b>		
Kit for reversing starter application	for 9, 25, 38A (size 1 and 2) starters	LAD9R1
	for 65, 80A (size 3) starters	LAD9R3
Jumper bar 3-pole for Star Delta application	for 9, 25, 38A (size 1 and 2) starters	LAD9P3
	for 65, 80 A (size 3) starters, a hazard sticker is provided	LAD9SD3S

# TeSys Control

## Ultra motor starters

### Introduction

## From traditional solution to ...



# TeSys Control

## Ultra motor starters

Introduction

### ...Ultra motor starter

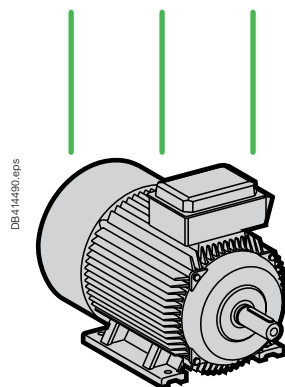


DB452795.eps

#### Ultra motor starter

> All basic or advanced protection and control functions in one block and more...

- > Overload indication and alarm
- > Status report, remote control via communication bus



DB414480.eps

**Ultra motor starters** can be used in **80 %** of motor protection and control applications.

# TeSys Control

## Ultra motor starters



- Total Coordinated Starter – 3 functions in a single device
- Compact Starter, DOL / RDOL upto 18.5kW (38A, AC-3) in 45mm width
- Direct connectivity to Modbus / Profibus / CANopen / DeviceNet
- Higher switching life - 15Million operations, 2Million AC-43 electrical life
- Breaking capacity upto 130kA



### Power Base

For assembling components, ON/OFF operation and resetting.  
 > 3 power bases:  
 upto 12A and upto 38A  
 > Direct starter and reversing starter models.

### Control Unit

Performs all the electrical protection functions to cover main applications from 0 to 38A.

Some of these also provide advanced measurement, alarm and display functions.

### 4 simple function modules

- Thermal overload alarm Indication of motor load
- Thermal overload signalling and manual reset
- Thermal overloaded signalling and automatic or remote reset.

### 4 communication modules

- Profibus DP
- CANopen
- DeviceNet
- Modbus.

# 40%

“TeSys solutions allow us to reduce the size of our enclosure” says a panel builder from the water treatment sector

# 60%

“Late customization means that we can build 60% of the panels, even though the project design has not yet been completed” says an engineer in a food processing industry

## Quick Selection

Select 1	+	Select 1	Optional	or	Optional	or	Optional																																																																																																																																																										
<b>Base Power Unit</b> Non-Reversing <table border="1"> <tr><td>LUB</td><td>120</td></tr> <tr><td>0.. 12A with terminal</td><td>12</td></tr> <tr><td>0.. 12A no terminal</td><td>120*</td></tr> <tr><td>0.. 32A with terminal</td><td>32</td></tr> <tr><td>0.. 32A no terminal</td><td>320*</td></tr> <tr><td>0.. 38A with terminal</td><td>38</td></tr> <tr><td>0.. 38A no terminal</td><td>380*</td></tr> </table> Reversing <table border="1"> <tr><td>LU2B</td><td>120</td><td>BL</td></tr> <tr><td>0.. 12A with terminal</td><td>12</td><td></td></tr> <tr><td>0.. 12A no terminal</td><td>120*</td><td></td></tr> <tr><td>0.. 32A with terminal</td><td>32</td><td></td></tr> <tr><td>0.. 32A no terminal</td><td>320*</td><td></td></tr> <tr><td>0.. 38A with terminal</td><td>38</td><td></td></tr> <tr><td>0.. 38A no terminal</td><td>380*</td><td></td></tr> <tr><td>24 V DC</td><td></td><td>BL</td></tr> <tr><td>24 V AC</td><td></td><td>B</td></tr> <tr><td>48...72 VAC or 48 VDC</td><td></td><td>ES</td></tr> <tr><td>110...240 VAC/DC</td><td></td><td>FU</td></tr> </table> <p><small>*prewired cables to be ordered separately</small></p>	LUB	120	0.. 12A with terminal	12	0.. 12A no terminal	120*	0.. 32A with terminal	32	0.. 32A no terminal	320*	0.. 38A with terminal	38	0.. 38A no terminal	380*	LU2B	120	BL	0.. 12A with terminal	12		0.. 12A no terminal	120*		0.. 32A with terminal	32		0.. 32A no terminal	320*		0.. 38A with terminal	38		0.. 38A no terminal	380*		24 V DC		BL	24 V AC		B	48...72 VAC or 48 VDC		ES	110...240 VAC/DC		FU		<b>Control Unit</b> <table border="1"> <tr><td>LUC</td><td>B</td><td>X6</td><td>BL</td></tr> <tr><td>Class 10, 3Ph</td><td>B</td><td></td><td></td></tr> <tr><td>Class 10, 1Ph</td><td>C</td><td></td><td></td></tr> <tr><td>Class 20, 3Ph</td><td>D</td><td></td><td></td></tr> <tr><td>Multifunction</td><td>M</td><td></td><td></td></tr> <tr><td>0.15 to 0.6 A</td><td></td><td>X6</td><td></td></tr> <tr><td>0.35 to 1.4 A</td><td></td><td>1X</td><td></td></tr> <tr><td>1.25 to 5 A</td><td></td><td>05</td><td></td></tr> <tr><td>3 to 12 A</td><td></td><td>12</td><td></td></tr> <tr><td>4.5 to 18 A</td><td></td><td>18</td><td></td></tr> <tr><td>8 to 38 A</td><td></td><td>38</td><td></td></tr> <tr><td>24V DC</td><td></td><td></td><td>BL</td></tr> <tr><td>24VAC</td><td></td><td></td><td>B</td></tr> <tr><td>48...72 VAC/48 VDC</td><td></td><td></td><td>ES</td></tr> <tr><td>110...240VAC/DC</td><td></td><td></td><td>FU</td></tr> </table>	LUC	B	X6	BL	Class 10, 3Ph	B			Class 10, 1Ph	C			Class 20, 3Ph	D			Multifunction	M			0.15 to 0.6 A		X6		0.35 to 1.4 A		1X		1.25 to 5 A		05		3 to 12 A		12		4.5 to 18 A		18		8 to 38 A		38		24V DC			BL	24VAC			B	48...72 VAC/48 VDC			ES	110...240VAC/DC			FU	<b>Communication Module*</b> <table border="1"> <tr><td>LULC</td><td>033</td></tr> <tr><td>Modbus Serial</td><td>033</td></tr> <tr><td>Profibus DP</td><td>07</td></tr> <tr><td>CANopen</td><td>08</td></tr> <tr><td>DeviceNet</td><td>09</td></tr> </table> <b>Prewired Cables</b> <table border="1"> <tr><th>Description</th><th>Reference</th></tr> <tr><td>Prewired cable for non-reversing power base</td><td>LU9BN11C or LU9BN11L</td></tr> <tr><td>Prewired cable for reversing power base</td><td>LU9MRC or LU9MRL</td></tr> </table>	LULC	033	Modbus Serial	033	Profibus DP	07	CANopen	08	DeviceNet	09	Description	Reference	Prewired cable for non-reversing power base	LU9BN11C or LU9BN11L	Prewired cable for reversing power base	LU9MRC or LU9MRL	<b>Function Module</b> <table border="1"> <tr><td>LUF</td><td>DH11</td></tr> <tr><td>Fault diff. with manual reset</td><td>DH11</td></tr> <tr><td>Fault diff. with auto reset</td><td>DA10</td></tr> <tr><td>Thermal overload pre-alarm</td><td>W10</td></tr> <tr><td>Motor load indication (4-20mA)</td><td>V2</td></tr> </table>	LUF	DH11	Fault diff. with manual reset	DH11	Fault diff. with auto reset	DA10	Thermal overload pre-alarm	W10	Motor load indication (4-20mA)	V2	<b>Auxiliary Contacts</b> Contactor auxiliary contacts <table border="1"> <tr><td>LUFN</td><td>11</td></tr> <tr><td>1NO + 1NC</td><td>11</td></tr> <tr><td>2NC</td><td>02</td></tr> <tr><td>2NO</td><td>20</td></tr> <tr><td>Side contacts 2NO</td><td>LUA8E20</td></tr> </table> Power auxiliary contacts (trip status) <table border="1"> <tr><td>LUA1C</td><td>20</td></tr> <tr><td>1NO + 1NC</td><td>11</td></tr> <tr><td>2NO</td><td>20</td></tr> </table>	LUFN	11	1NO + 1NC	11	2NC	02	2NO	20	Side contacts 2NO	LUA8E20	LUA1C	20	1NO + 1NC	11	2NO	20	<b>Accessories</b> <table border="1"> <tr><th>Description</th><th>Reference</th></tr> <tr><td>Line spacer for UL508 Type E</td><td>LU9SPO</td></tr> <tr><td>Current limiter 130kA@460V</td><td>LUALB1</td></tr> </table>	Description	Reference	Line spacer for UL508 Type E	LU9SPO	Current limiter 130kA@460V	LUALB1
LUB	120																																																																																																																																																																
0.. 12A with terminal	12																																																																																																																																																																
0.. 12A no terminal	120*																																																																																																																																																																
0.. 32A with terminal	32																																																																																																																																																																
0.. 32A no terminal	320*																																																																																																																																																																
0.. 38A with terminal	38																																																																																																																																																																
0.. 38A no terminal	380*																																																																																																																																																																
LU2B	120	BL																																																																																																																																																															
0.. 12A with terminal	12																																																																																																																																																																
0.. 12A no terminal	120*																																																																																																																																																																
0.. 32A with terminal	32																																																																																																																																																																
0.. 32A no terminal	320*																																																																																																																																																																
0.. 38A with terminal	38																																																																																																																																																																
0.. 38A no terminal	380*																																																																																																																																																																
24 V DC		BL																																																																																																																																																															
24 V AC		B																																																																																																																																																															
48...72 VAC or 48 VDC		ES																																																																																																																																																															
110...240 VAC/DC		FU																																																																																																																																																															
LUC	B	X6	BL																																																																																																																																																														
Class 10, 3Ph	B																																																																																																																																																																
Class 10, 1Ph	C																																																																																																																																																																
Class 20, 3Ph	D																																																																																																																																																																
Multifunction	M																																																																																																																																																																
0.15 to 0.6 A		X6																																																																																																																																																															
0.35 to 1.4 A		1X																																																																																																																																																															
1.25 to 5 A		05																																																																																																																																																															
3 to 12 A		12																																																																																																																																																															
4.5 to 18 A		18																																																																																																																																																															
8 to 38 A		38																																																																																																																																																															
24V DC			BL																																																																																																																																																														
24VAC			B																																																																																																																																																														
48...72 VAC/48 VDC			ES																																																																																																																																																														
110...240VAC/DC			FU																																																																																																																																																														
LULC	033																																																																																																																																																																
Modbus Serial	033																																																																																																																																																																
Profibus DP	07																																																																																																																																																																
CANopen	08																																																																																																																																																																
DeviceNet	09																																																																																																																																																																
Description	Reference																																																																																																																																																																
Prewired cable for non-reversing power base	LU9BN11C or LU9BN11L																																																																																																																																																																
Prewired cable for reversing power base	LU9MRC or LU9MRL																																																																																																																																																																
LUF	DH11																																																																																																																																																																
Fault diff. with manual reset	DH11																																																																																																																																																																
Fault diff. with auto reset	DA10																																																																																																																																																																
Thermal overload pre-alarm	W10																																																																																																																																																																
Motor load indication (4-20mA)	V2																																																																																																																																																																
LUFN	11																																																																																																																																																																
1NO + 1NC	11																																																																																																																																																																
2NC	02																																																																																																																																																																
2NO	20																																																																																																																																																																
Side contacts 2NO	LUA8E20																																																																																																																																																																
LUA1C	20																																																																																																																																																																
1NO + 1NC	11																																																																																																																																																																
2NO	20																																																																																																																																																																
Description	Reference																																																																																																																																																																
Line spacer for UL508 Type E	LU9SPO																																																																																																																																																																
Current limiter 130kA@460V	LUALB1																																																																																																																																																																

\*Suitable with 24V DC starter variant only

**Note:** For prices please contact regional sales office or customer care centre



# Wherever productivity is a concern, intelligence to Motor Control is the solution



TeSys T Intelligence system optimises the operational performance of LV motors through advanced protections and embedded intelligent functions inside intelligent Motor Control Centre (iMCC)



Discover  
TeSys T



# Tesys T Motor Management Systems

TeSys T covers all load monitoring and protection needs from feeders to critical process automation. The equipment is protected, while advanced diagnostics, statistics, and alarms help in anticipating unexpected production halts and minimize downtime. TeSys T is compact and a natural fit for control panels with IEC or NEMA standards. In addition, the system's connectivity and access to real-time data provides key information to enhance the operation and safety of the process while improving efficiency.

## Tesys T Controller:

Intelligent motor controller for 1P/3P Motors with built in CT up to 100Amps with accurate monitoring and protection functions, 6DI, 4DO, 1CBCT input, 1 Temperature probe

### Protection Functions:

- Thermal overload
- Phase imbalance and phase overloads
- Temperature monitoring via probes
- Phase reversal
- Ground fault detection
- Long start and Jam protection
- Load shedding
- Load fluctuations
- power factor monitoring

### Monitoring Functions:

- Phase and average current
- Line to Line and average voltage
- Motor temperature, ground current
- Active and Reactive Energy
- Frequency & Power Factor
- Detailed Fault history
- Fault counts
- motor statistics

### Control Functions:


- Local / Remote / HMI control
- Predefined programs for DOL, RDOL, Star-delta, two-speed starters

### Communication:



## Quick Selection

### TeSys T Controller

Reference			
	LTM R	100	E BD
Current Range	0.4 - 8 A	08	
	1.35 - 27 A	27	
	5 - 100 A	100	
Network Protocol	CAN Open	C	
	DeviceNet	D	
	Ethernet IP / Modbus TCP/IP	E	
	Modbus	M	
	Profibus DP	P	
Control Voltage	24 V DC	BD	
	110-240V AC	FM	



**TeSys T**  
Full and Flexible  
Intelligent Motor  
Management System

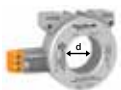
### TeSys T Accessories

TeSys T Expansion Module <sup>1,2</sup>		
Control Voltage	Reference	
24 V DC	LTM EV40BD	
110V AC	LTM EV40FM	

<sup>1</sup> Required for Voltage & Power measurement  
<sup>2</sup> 4 digital inputs

Connector for Expansion		
Length (m)	Reference	
0.04	LTMCC004 <sup>3</sup>	


<sup>3</sup> Sold in lots of 6

Ground Fault CT's			
	Primary [A]	Internal Ø "d" [mm]	Reference
	65	30	50437
	85	50	50438
	160	80	50439
	250	120	50440
	400	200	50441
	630	300	50442

Description	Composition	Reference
Programming software SoMove	1 Program for each PC	On request
PC connecting cable	USB to RS485 Converter	TCSMCNAM3M002P

Operator Control Display		
Description	Reference	
Operator Control Display with configuration backup	LTM CUF	

Controller to Display Cable		
Length (m)	Reference	
1.0	LTM9CU10	
3.0	LTM9CU30	

Current Transformers <sup>4</sup>			
	Primary [A]	Secondary [A]	Reference
	100	1	LT6 CT1001
	200	1	LT6 CT2001
	400	1	LT6 CT4001
	800	1	LT6 CT8001

**Note:** For prices please contact regional sales office or customer care centre

# TeSys Control

## Enclosed switch-disconnectors and Motor Starters



- Exhaustive Range of industrial starters consisting of DOL, Reversing, Automatic star delta starters upto 400HP
- Better aesthetic & Assured performance
- Test to trip facility
- Built in single phasing protection



>>TDL



>>TSD/A



>>TSD/A

\*Please contact local sales office for availability, recommendation and selection

# Type 2 Co-ordination chart with TeSys range

Type 2 co-ordination chart for Direct-On-Line starter with circuit breaker and overload protection built into the circuit breaker

Reliable switching for IE2/IE3/IE4 motors



IE2



IE3



IE4

Rated operational voltage,  $U_e = 400/415V, 50/60Hz$   
Short Circuit Current ( $I_q$ ) = 50kA

Sr. No.	3Φ Motor power in kW	Current in A	Circuit Breaker	Setting range of thermal trips (A)	Contactor
1	0.06	0.2	GV2P02 or GV2ME02	0.16...0.25	LC1D09
2	0.09	0.3	GV2P03 or GV2ME03	0.25...0.4	LC1D09
3	0.12	0.44	GV2P04 or GV2ME04	0.4...0.63	LC1D09
4	0.18	0.6	GV2P04 or GV2ME04	0.4...0.63	LC1D09
5	0.25	0.85	GV2P05 or GV2ME05	0.63...1	LC1D09
6	0.37	1.0	GV2P05 or GV2ME05	0.63...1	LC1D09
7	0.55	1.5	GV2P06 or GV2ME06	1...1.6	LC1D09
8	0.75	1.9	GV2P07 or GV2ME07	1.6...2.5	LC1D09
9	1.1	2.7	GV2P08 or GV2ME08	2.5...4	LC1D09
10	1.5	3.6	GV2P08 or GV2ME08	2.5...4	LC1D09
11	2.2	4.9	GV2P10 or GV2ME10	4...6.3	LC1D09
12	3	6.5	GV2P14 or GV2ME14	6...10	LC1D09
13	4	8.5	GV2P14 or GV2ME14	6...10	LC1D09
14	5.5	11.5	GV2P16	9...14	LC1D25
15	7.5	15.5	GV2P20	13...18	LC1D25
16	9	18.1	GV2P21	17...23	LC1D25
17	11	22	GV2P22	20...25	LC1D25
18	15	29	GV2P32	25...40	LC1D32
19	18.5	35	GV3P40	30...40	LC1D50A
20	22	41	GV3P50	37...50	LC1D50A
21	30	55	GV3P65	48...65	LC1D65A
22	37	66	GV4PE/PEM80 <sup>*(2)</sup>	62...73	LC1D80
23	45	80	GV4PE/PEM115 <sup>*(2)</sup>	65...115	LC1D115
24	55	97	GV4PE/PEM115 <sup>*(2)</sup>	65...115	LC1D115
25	75	132	GV5P150 <sup>*(2)</sup>	70...150	LC1D150
26	90	160	GV5P220 <sup>*(2)</sup>	100...220	LC1G185
27	110	195	GV5P220 <sup>*(2)</sup>	100...220	LC1G225
28	132	230	GV6P320 <sup>*(2)</sup>	160...320	LC1G265
29	160	280	GV6P320 <sup>*(2)</sup>	160...320	LC1G330
30	220	385	GV6P500 <sup>*(2)</sup>	250...500	LC1G500
31	250	450	GV6P500 <sup>*(2)</sup>	250...500	LC1G500

(1) The breaking performance of circuit-breakers GV2 P can be increased by adding a current limiter GV1 L3

(2) Reference to be completed by replacing the \* with the breaking performance code as per table given below:

Circuit breaker type	GV5P150*	GV5P220*	GV5P320*	GV6P500*	GV4PE/PEM80*	GV4PE/PEM115*
Breaking performance $I_q$ (kA) at 400/415V	70	70	70	70	50	50
Breaking performance code	H	H	H	H	N	N

For advanced protection, protection with Electronic Overcurrent Relays, heavy starting, please contact our sales teams.

# Type 2 Co-ordination chart

Type 2 co-ordination chart for Direct-On-Line starter with circuit breaker and separate thermal overload relay

Reliable switching for IE2/IE3/IE4 motors



IE2



IE3



IE4

Rated operational voltage,  $U_e = 400/415V, 50/60Hz$   
Short Circuit Current ( $I_q$ ) = 50kA

Sr. No.	3 $\Phi$ Motor power in kW	Current in Amps	Circuit Breaker	Contactor	Overload relay	
					Type	Range (A)
1	0.06	0.2	GV2L03 or GV2LE03	LC1D09	LRD02	0.16...0.25
2	0.09	0.3	GV2L03 or GV2LE03	LC1D09	LRD03	0.25...0.40
3	0.12	0.44	GV2L04 or GV2LE04	LC1D09	LRD04	0.4...0.63
4	0.18	0.6	GV2L04 or GV2LE04	LC1D09	LRD04	0.4...0.63
5	0.25	0.85	GV2L05 or GV2LE05	LC1D09	LRD05	0.63...1
6	0.37	1.0	GV2L05 or GV2P06	LC1D09	LRD05	0.63...1
7	0.55	1.5	GV2L06 or GV2LE06	LC1D09	LRD06	1...1.7
8	0.75	1.9	GV2L07 or GV2LE07	LC1D09	LRD07	1.6...2.5
9	1.1	2.7	GV2L08 or GV2LE08	LC1D09	LRD08	2.5...4
10	1.5	3.6	GV2L08 or GV2LE08	LC1D09	LRD08	2.5...4
11	2.2	4.9	GV2L10 or GV2LE10	LC1D09	LRD10	4...6
12	3	6.5	GV2L14 or GV2LE14	LC1D09	LRD12	5.5...8
13	4	8.5	GV2L14 or GV2LE14	LC1D09	LRD14	7...10
14	5.5	11.5	GV2L16	LC1D25	LRD16	9...13
15	7.5	15.5	GV2L20	LC1D25	LRD21	12...18
16	9	18.1	GV2L22	LC1D25	LRD22	16...24
17	11	22	GV2L22	LC1D25	LRD22	16...24
18	15	29	GV3L32	LC1D40A	LRD332	23...32
19	18.5	35	GV3L40	LC1D50A	LRD340	30...40
20	22	41	GV3L50	LC1D50A	LRD350	37...50
21	30	55	GV3L65	LC1D65A	LRD365	48...65
22	37	66	GV4L/LE80 <sup>(1)</sup>	LC1D80	LRD3363	63...80
23	45	80	GV4L/LE115 <sup>(1)</sup>	LC1D115	LR9D5367	60...100
24	55	97	GV4L/LE115 <sup>(1)</sup>	LC1D115	LR9D5369	90...150
25	75	132	NSX160*MA <sup>(1)</sup>	LC1D150	LR9D5369	90...150
26	90	160	NSX250*MA <sup>(1)</sup>	LC1G185	LR9G225	57...225
27	110	195	NSX250*MA <sup>(1)</sup>	LC1G225	LR9G225	57...225
28	132	230	NSX400* + Mic 1.3M <sup>(1)</sup>	LC1G265	LR9G500	125...500
29	160	280	NSX400* + Mic 1.3M <sup>(1)</sup>	LC1G330	LR9G500	125...500
30	200	350	NSX630* + Mic 1.3M <sup>(1)</sup>	LC1G400	LR9G500	125...500
31	220	388	NSX630* + Mic 1.3M <sup>(1)</sup>	LC1G500	LR9G500	125...500
32	250	430	NSX630* + Mic 1.3M <sup>(1)</sup>	LC1G500	LR9G500	125...500

(1) Reference to be completed by replacing the \* with the breaking performance code as per table given below:

Circuit breaker type	NSX100*MA	NSX160*MA, NSX250*MA	NSX400* NSX630*	GV4L/LE80*	GV4L/LE115*
Breaking performance $I_q$ (kA) at 400/415V	50	50	50	50	50
Breaking performance code	N	N	N	N	N

For advanced protection, protection with Electronic Overcurrent Relays, heavy starting, please contact our sales teams.

# Type 2 Co-ordination chart

Type 2 co-ordination chart for Star Delta starters with circuit-breaker and separate thermal overload relay

Reliable switching for IE2/IE3/IE4 motors



IE2



IE3



IE4

Rated operational voltage,  $U_e = 400/415V, 50/60Hz$   
Short Circuit Current ( $I_q$ ) = 50kA

Sr. No.	3 $\Phi$ Motor power in kW	Line current in Amps	Phase current in Amps	Circuit Breaker	Main/Delta Contactor	Star Contactor	Overload Relay	
							Type	Range (A)
1	5.5	11.5	6.6	GV2L16	LC1D25	LC1D09	LRD12	5.5..8
2	7.5	15.5	8.9	GV2L20	LC1D25	LC1D09	LRD14	7..10
3	9	18.1	10.5	GV2L22	LC1D25	LC1D09	LRD16	9..13
4	11	22	12.7	GV2L22	LC1D25	LC1D09	LRD21	12..18
5	15	29	16.7	GV3L32	LC1D40A	LC1D09	LRD318	12..18
6	18.5	35	20.2	GV3L40	LC1D50A	LC1D09	LRD325	17..25
7	22	41	23.7	GV3L50	LC1D50A	LC1D18	LRD332	23..32
8	30	55	31.8	GV3L65	LC1D65A	LC1D18	LRD340	30..40
9	37	66	38.1	GV3L73	LC1D80A	LC1D32	LRD350	37..50
10	37	66	38.1	GV4L/LE80 <sup>(1)</sup>	LC1D80A	LC1D32	LRD3357	37..50
11	45	80	46.2	GV4L/LE115 <sup>(1)</sup>	LC1D115	LC1D65A	LRD3357	37..50
12	55	97	56	GV4L/LE115 <sup>(1)</sup>	LC1D115	LC1D65A	LRD3359	48..65
13	75	132	76.2	NSX160*MA150 <sup>(1)</sup>	LC1D150	LC1D65A	LR9D5367	60 ... 100
14	90	160	92.4	NSX250*MA220 <sup>(1)</sup>	LC1G115	LC1D65	LR9G115	28 ... 115
15	110	195	112.6	NSX250*MA220 <sup>(1)</sup>	LC1G150	LC1D80	LR9G225	57 ... 225
16	132	230	132.8	NSX400*Mic 1.3M <sup>(1)</sup>	LC1G150	LC1D80	LR9G225	57 ... 225
17	160	280	161.7	NSX400*Mic 1.3M <sup>(1)</sup>	LC1G185	LC1D115	LR9G225	57 ... 225
18	200	350	202.1	NSX630*Mic 1.3M <sup>(1)</sup>	LC1G225	LC1G150	LR9G225	57 ... 225
19	220	388	224	NSX630*Mic 1.3M <sup>(1)</sup>	LC1G265	LC1G150	LR9G500	125 ... 500
20	250	430	248.3	NSX630*Mic 1.3M <sup>(1)</sup>	LC1G265	LC1G150	LR9G500	125 ... 500

(1) Reference to be completed by replacing the \* with the breaking performance code as per table given below:

Circuit breaker type	NSX100*MA	NSX160*MA, NSX250*MA	NSX400* NSX630*	GV4L/LE80*	GV4L/LE115*
Breaking performance $I_q$ (kA) at 400/415V	50	50	50	50	50
Breaking performance code	N	N	N	N	N

For advanced protection, protection with Electronic Overcurrent Relays, heavy starting, please contact our sales teams.

# Type 2 Co-ordination chart

Type 2 co-ordination chart for Star Delta starter with circuit breaker and overload protection built into circuit breaker

Reliable switching for IE2/IE3/IE4 motors



IE2



IE3



IE4

Rated operational voltage,  $U_e = 400/415V, 50/60Hz$   
Short Circuit Current ( $I_q$ ) = 50kA / 70kA as per table

Sr. No.	3 $\Phi$ Motor power in kW	Line current in Amps	Phase current in Amps	$I_q$ (kA)	Circuit Breaker	Main/Delta Contactor	Star Contactor
1	5,5	11.5	6.6	50	GV2P16	LC1D25	LC1D09
2	7,5	15.5	8.9	50	GV2P20	LC1D25	LC1D09
3	9	18.1	10.5	50	GV2P21	LC1D25	LC1D09
4	11	22	12.7	50	GV2P22	LC1D25	LC1D09
5	15	29	16,7	50	GV3P32	LC1D40A	LC1D09
6	18,5	35	20.2	50	GV3P40	LC1D50A	LC1D09
7	22	41	23.7	50	GV3P50	LC1D50A	LC1D18
8	30	55	31.8	50	GV3P65	LC1D65A	LC1D32
9	37	66	38.1	50	GV3P73	LC1D80A	LC1D32
10	37	66	38.1	70	GV4PE/PEM80 <sup>*(1)</sup>	LC1D80A	LC1D32
11	45	80	46.2	70	GV4PE/PEM115 <sup>*(1)</sup>	LC1D115	LC1D65A
12	55	97	56.0	70	GV4PE/PEM115 <sup>*(1)</sup>	LC1D115	LC1D65A
13	75	132	76.2	70	GV5P150 <sup>*(1)</sup>	LC1 D150	LC1D150
14	90	160	92.4	70	GV5P220 <sup>*(1)</sup>	LC1 G115	LC1D65
15	110	195	112.6	70	GV5P220 <sup>*(1)</sup>	LC1 G150	LC1D80
16	132	230	132.8	70	GV6P320 <sup>*(1)</sup>	LC1G150	LC1D95
17	160	280	161.7	70	GV6P320 <sup>*(1)</sup>	LC1G185	LC1G115
18	220	388	224.0	70	GV6P500 <sup>*(1)</sup>	LC1G265	LC1G150
19	250	430	248.3	70	GV6P500 <sup>*(1)</sup>	LC1G265	LC1G150

(1) Reference to be completed by replacing the \* with the breaking performance code as per table given below:

Circuit breaker type	GV5P150*	GV5P220*	GV5P320*	GV6P500*	GV4PE/PEM80*	GV4PE/PEM115*
Breaking performance $I_q$ (kA) at 400/415V	70	70	70	70	50	50
Breaking performance code	H	H	H	H	N	N

# Type 2 Co-ordination chart

Type 2 Co-ordination chart for Direct-On-Line starter with circuit breaker and separate thermal overload relay

Reliable switching for IE2/IE3/IE4 motors



IE2



IE3



IE4

Sr. No.	3Φ Motor power in kW	Circuit Breaker	Contactor	Thermal Overload Relay
1	0.18	GV4L/LE02*	LC1D09	LRD05
2	0.25	GV4L/LE02*	LC1D09	LRD05
3	0.37	GV4L/LE02*	LC1D09	LRD06
4	0.55	GV4L/LE02*	LC1D09	LRD06
5	0.75	GV4L/LE02*	LC1D09	LRD07
6	1.1	GV4L/LE03*	LC1D25	LRD08
7	1.5	GV4L/LE07*	LC1D32+GV1L3	LRD08
8	2.2	GV4L/LE07*	LC1D32+GV1L3	LRD10
9	3	GV4L/LE07*	LC1D40A	LRD12
10	4	GV4L/LE12*	LC1D65A	LRD14
11	5.5	GV4L/LE12*	LC1D65A	LRD313
12	7.5	GV4L/LE25*	LC1D65A	LRD318
13	10	GV4L/LE25*	LC1D65A	LRD325
14	11	GV4L/LE25*	LC1D65A	LRD325
15	15	GV4L/LE50*	LC1D65A	LRD332
16	18.5	GV4L/LE50*	LC1D65A	LRD340
17	22	GV4L/LE50*	LC1D65A	LRD350
18	30	GV4L/LE80*	LC1D65A	LRD365

\* - Reference to be completed by replacing the \* with the breaking performance code as per table given below:

Performance I<sub>q</sub> (kA) at 415V

Circuit breaker	Breaking performance code		
	B	N	S
GV4L/LE02-12	-	50	100
GV4L/LE25-115	25	50	100



# Type 2 Co-ordination chart

Type 2 Co-ordination chart for Star Delta starter with circuit breaker and separate thermal overload relay

Reliable switching for IE2/IE3/IE4 motors



IE2



IE3



IE4

Sr. No.	P (kW)	I <sub>e</sub> (A)	I <sub>e</sub> /1,73 (A)	Circuit Breaker	Main/Delta Contactor	Star Contactor	Thermal Overload Relay	
1	0.25	0.85	0.5	GV4L/LE02*	LC1D09	LC1D09	LRD05	0.63...1
2	0.37	1	0.6	GV4L/LE02*	LC1D09	LC1D09	LRD06	1...1.7
3	0.55	1.5	0.9	GV4L/LE02*	LC1D09	LC1D09	LRD06	1...1.7
4	0.75	1.9	1.1	GV4L/LE02*	LC1D09	LC1D09	LRD07	1.6...2.5
5	1.1	2.7	1.6	GV4L/LE03*	LC1D25	LC1D09	LRD08	2.5...4
6	1.5	3.6	2.1	GV4L/LE07*	LC1D32+GV1L3	LC1D09	LRD08	2.5...4
7	2.2	4.9	2.8	GV4L/LE07*	LC1D32+GV1L3	LC1D09	LRD10	4...6
8	3	6.5	3.8	GV4L/LE07*	LC1D40A	LC1D09	LRD12	5.5...8
9	4	8.5	4.9	GV4L/LE12*	LC1D65A	LC1D09	LRD14	7...10
10	5.5	11.5	6.6	GV4L/LE12*	LC1D65A	LC1D09	LRD313	9...13
11	7.5	15.5	8.9	GV4L/LE25*	LC1D65A	LC1D09	LRD318	12...18
12	9	18.1	10.5	GV4L/LE25*	LC1D65A	LC1D09	LRD325	16...24
13	11	22	12.7	GV4L/LE25*	LC1D65A	LC1D09	LRD325	16...24
14	15	29	16.7	GV4L/LE50*	LC1D65A	LC1D18	LRD332	23...32
15	18.5	35	20.2	GV4L/LE50*	LC1D65A	LC1D18	LRD340	30...40
16	22	41	23.7	GV4L/LE50*	LC1D65A	LC1D18	LRD350	37...50
17	30	55	31.8	GV4L/LE80*	LC1D65A	LC1D25	LRD365	48...65
18	37	66	38.1	GV4L/LE80*(1)	LC1D80A	LC1D32	LRD3357	37...50

\* - Reference to be completed by replacing the \* with the breaking performance code as per table given below:

## Performance I<sub>q</sub> (kA) at 415V

Circuit breaker	Breaking performance code		
	B	N	S
GV4L/LE02-12	-	50	100
GV4L/LE25-115	25	50	100

# Type 2 Co-ordination chart with TeSys range (With TeSys G Contactors and Relays) NEW

Type 2 co-ordination chart for Direct-On-Line starter with circuit breaker and overload protection built into the circuit breaker

Reliable switching for IE2/IE3/IE4 motors



IE2



IE3



IE4

Rated operational voltage,  $U_e = 400/415V, 50/60Hz$   
Short Circuit Current ( $I_q$ ) = 50kA

45 to 250 kW at 400/415V: type 2 coordination (with ref. GV4, GV5, GV6 circuit breakers)							
Sr. No.	Standard power ratings of 3-phase motors 50/60 Hz in category AC-3e			Circuit breaker			Contactor
	400/415V			Reference <sup>(1)</sup>	I <sub>r</sub> Setting	I <sub>rm</sub>	Reference
	P	I <sub>e</sub>	I <sub>q</sub> (max)				
	kW	A	kA	A	A		
1	45	80	100	GV4P/GV4PE/GV4PEM115●	86	1118	LC1G115
2	55	97	100	GV4P115●	100	1300	LC1G115
3	55	97	70	GV5P150●	100	1300	LC1G115
4	75	132	70	GV5P150●	140	1820	LC1G150
5	90	160	70	GV5P220●	170	2210	LC1G185
6	110	195	70	GV5P220●	200	2600	LC1G225
7	110	195	70	GV6P320●	200	2600	LC1G265
8	132	230	70	GV6P320●	240	3120	LC1G265
9	160	280	70	GV6P320●	300	3900	LC1G330
10	200	350	70	GV6P500●	380	4940	LC1G400
11	220	380	70	GV6P500●	400	5200	LC1G500
12	250	430	70	GV6P500●	440	5720	LC1G500

(1) Reference to be completed by replacing the ● with the breaking performance code:

## Breaking performance I<sub>q</sub> (kA)

Code	GV4P/GV4PE/GV4PEM115●			GV5P150●/ 220● GV6P320●/ 500●	
	B	N	S	F	H
400/415V	25	50	100	36	70

# Type 2 Co-ordination chart with TeSys range (With TeSys G Contactors and Relays) NEW

Type 2 co-ordination chart for Direct-On-Line starter with circuit breaker and separate relay

Reliable  
switching for  
IE2/IE3/IE4  
motors



IE2



IE3



IE4

Rated operational voltage,  $U_e = 400/415V, 50/60Hz$   
Short Circuit Current ( $I_q$ ) = 50kA

45 to 335 kW at 400/415V: type 2 coordination (with ref GV4, or NSX circuit breakers)								
Sr. No.	Standard power ratings of 3-phase motors 50/60 Hz in category AC-3e			Circuit breaker		Contactor	Contactor	
	400/415V			Reference <sup>(1)</sup>	I <sub>rm</sub>	Reference	Reference	Ir Setting
	P	I <sub>e</sub>	I <sub>q</sub> (max)					
kW	A	kA		A			A	
1	45	80	100	GV4L/GV4LE115●	1265	LC1G115	LR9G115	80
2	55	97	100	GV4L/GV4LE115●	1100	LC1G115	LR9G225	80
3	45	80	130	NSX100● + MA	1265	LC1G115	LR9G115	97
4	55	97	130	NSX160● + MA	1500	LC1G115	LR9G225	97
5	75	132	130	NSX160● + MA	1800	LC1G150	LR9G225	132
6	90	160	130	NSX250● + MA	2640	LC1G185	LR9G225	160
7	110	195	130	NSX250● + MA	2640	LC1G225	LR9G225	195
8	110	195	130	NSX400● + Micrologic 1.3M	3520	LC1G265	LR9G500	195
9	132	230	130	NSX400● + Micrologic 1.3M	3520	LC1G265	LR9G500	230
10	160	280	130	NSX400● + Micrologic 1.3M	3840	LC1G330	LR9G500	280
11	200	350	130	NSX630● + Micrologic 1.3M	5500	LC1G400	LR9G500	350
12	220	380	130	NSX630● + Micrologic 1.3M	5500	LC1G500	LR9G500	380
13	250	430	130	NSX630● + Micrologic 1.3M	6000	LC1G500	LR9G500	430
14	300	460	130	NS800● + Micrologic 5	8800	LC1G630	LR9G630	460
15	335	575	130	NS800● + Micrologic 5	9600	LC1G630	LR9G630	575

(1) Reference to be completed by replacing the ● with the breaking performance code:

## Breaking performance I<sub>q</sub> (kA)

Code	GV4L115●/ GV4LE115●			NSX100●/ NSX160●/ NSX250●/ NSX400●/ NSX630●				NS800●		
	B	N	S	F	N	H	R	N	H	L
400/415V	25	50	100	36	50	70	200	50	70	150

## Magnetic circuit breakers + Contactor + TeSys T + current transformers

90 to 250 kW at 400/415V: type 2 coordination									
Sr. No.	Standard power ratings of 3-phase motors 50/60 Hz in category AC-3e			Circuit breaker		Contactor	TeSys T Motor management controller		Current transformers
	400/415V			Reference <sup>(1)</sup>	Rating I <sub>rm</sub>	Reference	Reference <sup>(2)</sup>	Ir Setting	Reference
	P	I <sub>e</sub>	I <sub>q</sub> (max)						
kW	A	kA		A			A		
1	90	160	130	NSX250● + MA	2200	LC1G185	LTMR08●●	160	LT6CT2001
2	110	195	130	NSX250● + MA	2640	LC1G225	LTMR08●●	195	LT6CT2001
3	132	230	130	NSX400● + Micrologic 1.3M	3200	LC1G265	LTMR08●●	230	LT6CT4001
4	150	280	130	NSX400● + Micrologic 1.3M	3840	LC1G330	LTMR08●●	280	LT6CT4001
5	200	350	130	NSX630● + Micrologic 1.3M	5000	LC1G400	LTMR08●●	350	LT6CT4001
6	220	388	130	NSX630● + Micrologic 1.3M	5500	LC1G500	LTMR08●●	388	LT6CT4001
7	250	430	130	NSX630● + Micrologic 1.3M	6000	LC1G500	LTMR08●●	430	LT6CT8001

(1) Reference to be completed by replacing the ● with the breaking performance code:

## Breaking performance I<sub>q</sub> (kA)

Code	NSX250●/ NSX400●/ NSX630●			
	F	N	H	R
400/415V	36	50	70	200

(2) Please refer to TeSys Catalogue to select the complete reference for TeSys T motor management controller.

# Type 2 Co-ordination chart with TeSys range (With TeSys G Contactors and Relays) NEW

Type 2 co-ordination chart for Star Delta starter with circuit breaker and overload protection built into circuit breaker

Reliable switching for IE2/IE3/IE4 motors



IE2



IE3



IE4

Rated operational voltage,  $U_e = 400/415V, 50/60Hz$   
Short Circuit Current ( $I_q$ ) = 50kA / 70kA as per table

Contactor: **Maximum operating rate:** 30 starts/hour - **Maximum starting time:** 30 seconds.  
The coordination table is for normal starting conditions (Class 10e/ 20e). For other heavy starting applications with long start times, please contact technical support.  
RE17RMMWS timer to be used for Star-Delta starter application.

90 to 250 kW at 400/415V: type 2 coordination								
Sr. No.	Standard power ratings of 3-phase motors 50/60 Hz in category AC-3			Circuit breaker			Contactor Line/ Delta	Contactor Star
	400/415V			Reference <sup>(1)</sup>	Ir Setting	I <sub>rm</sub>	Reference	
	P kW	I <sub>e</sub> A	I <sub>q</sub> (max) kA					
1	90	160	70	GV5P220●	170	1360	LC1G115	LC1D65
2	110	195	70	GV5P220●	200	1600	LC1G150	LC1D80
3	110	195	70	GV6P320●	200	1600	LC1G150	LC1D80
4	132	230	70	GV6P320●	240	1920	LC1G150	LC1D95
5	160	280	70	GV6P320●	300	2400	LC1G185	LC1G115
6	200	350	70	GV6P500●	380	3040	LC1G225	LC1G115
7	220	380	70	GV6P500●	400	3200	LC1G265	LC1G150
8	250	430	70	GV6P500●	440	3520	LC1G265	LC1G150

(1) Reference to be completed by replacing the ● with the breaking performance code:

### Breaking performance I<sub>q</sub> (kA)

Code	GV5P220● / GV6P320● / GV6P500●	
	F	H
400/415V	36	70

90 to 450 kW at 400/415V: type 2 coordination								
Sr. No.	Standard power ratings of 3-phase motors 50/60 Hz in category AC-3			Circuit breaker			Contactor Line/ Delta	Contactor Star
	400/415V			Reference <sup>(1)</sup>	Ir Setting	I <sub>rm</sub>	Reference	
	P kW	I <sub>e</sub> A	I <sub>q</sub> (max) kA					
1	90	160	130	NSX250● + Micrologic 2.2M	170	1360	LC1G115	LC1D65
2	110	195	130	NSX250● + Micrologic 2.2M	200	1600	LC1G150	LC1D80
3	110	195	130	NSX400● + Micrologic 2.3M	200	1600	LC1G150	LC1D80
4	132	230	130	NSX400● + Micrologic 2.3M	240	1920	LC1G150	LC1D95
5	160	280	130	NSX400● + Micrologic 2.3M	300	2400	LC1G185	LC1G115
6	200	350	130	NSX630● + Micrologic 2.3M	380	3040	LC1G225	LC1G115
7	220	380	130	NSX630● + Micrologic 2.3M	400	3200	LC1G265	LC1G150
8	250	430	130	NSX630● + Micrologic 2.3M	440	3520	LC1G265	LC1G150
9	300	460	130	NS800● + Micrologic 5	480	3840	LC1G330	LC1G185
10	335	575	130	NS800● + Micrologic 5	640	5120	LC1G400	LC1G225
11	355	610	130	NS800● + Micrologic 5	640	5120	LC1G400	LC1G225
12	400	690	130	NS800● + Micrologic 5	720	5760	LC1G500	LC1G265
13	450	770	130	NS1000● + Micrologic 5	784	6272	LC1G500	LC1G330

(1) Reference to be completed by replacing the ● with the breaking performance code:

### Breaking performance I<sub>q</sub> (kA)

Code	NSX250● / NSX400● / NSX630●				NS800● / NS1000●		
	F	N	H	R	N	H	L
400/415V	36	50	70	200	50	70	150

# Type 2 Co-ordination chart with TeSys range (With TeSys G Contactors and Relays) NEW

Type 2 Co-ordination chart for Direct-On-Line starter with circuit breaker and separate thermal overload relay

Reliable switching for IE2/IE3/IE4 motors



IE2



IE3



IE4

Contactor: **Maximum operating rate:** 30 starts/hour - **Maximum starting time:** 30 seconds.

The coordination table is for normal starting conditions (Class 10e/ 20e). For other heavy starting applications with long start times, please contact technical support.

RE17RMMWS timer to be used for Star-Delta starter application.

## 90 to 450 kW at 400/415V: type 2 coordination

Sr. No.	Standard power ratings of 3-phase motors 50/60 Hz in category AC-3			Circuit breaker		Contactor Line/ Delta	Contactor Star	Thermal overload relay	
	400/415V			Reference <sup>(1)</sup>	I <sub>rm</sub>	Reference		Reference	Setting range
	P	I <sub>e</sub>	I <sub>q</sub> (max)						
	kW	A	kA	A	A				
1	90	160	130	NSX250● + MA	1980	LC1G115	LC1D65	LR9G115	92
2	110	195	130	NSX250● + MA	1980	LC1G150	LC1D80	LR9G225	113
3	110	195	130	NSX400● + Micrologic 1.3M	1920	LC1G150	LC1D80	LR9G225	113
4	132	230	130	NSX400● + Micrologic 1.3M	1920	LC1G150	LC1D80	LR9G225	133
5	160	280	130	NSX400● + Micrologic 1.3M	2560	LC1G185	LC1G115	LR9G225	162
6	200	350	130	NSX630● + Micrologic 1.3M	3000	LC1G225	LC1G150	LR9G225	202
7	220	380	130	NSX630● + Micrologic 1.3M	3500	LC1G265	LC1G150	LR9G500	219
8	250	430	130	NSX630● + Micrologic 1.3M	3500	LC1G265	LC1G150	LR9G500	248
9	300	460	130	NS800● + Micrologic 5	4000	LC1G330	LC1G185	LR9G500	266
10	335	575	130	NS800● + Micrologic 5	4800	LC1G400	LC1G225	LR9G500	332
11	355	610	130	NS800● + Micrologic 5	5600	LC1G400	LC1G225	LR9G500	352
12	400	627	130	NS800● + Micrologic 5	5600	LC1G400	LC1G225	LR9G500	362
13	450	695	130	NS800● + Micrologic 5	6400	LC1G500	LC1G265	LR9G500	401

(1) Reference to be completed by replacing the ● with the breaking performance code:

### Breaking performance I<sub>q</sub> (kA)

Code	NSX250●/ NSX400●/ NSX630●				NS800●		
	F	N	H	R	N	H	L
400/415V	36	50	70	200	50	70	150

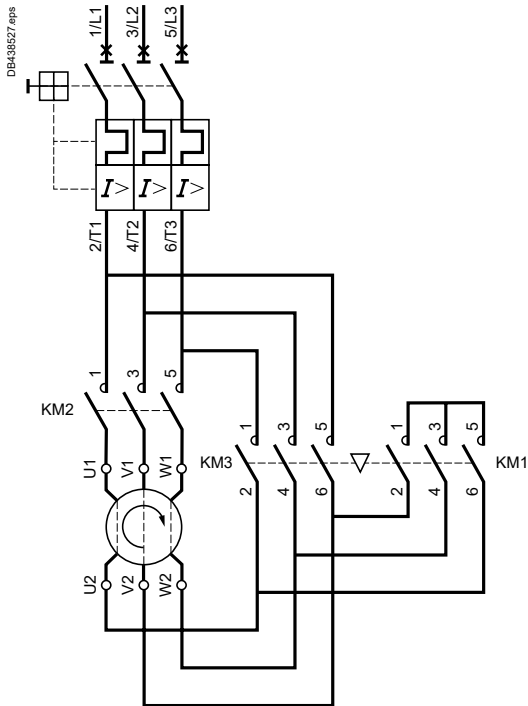
# TeSys Giga series - Device selection

Coordination tables

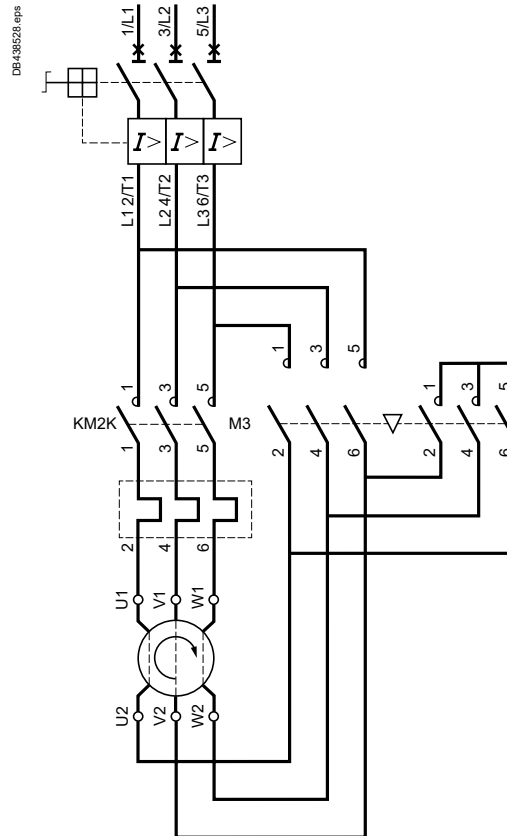
Star-Delta motor starter - Common circuit diagrams

## Star-Delta motor 'Power' circuit diagram

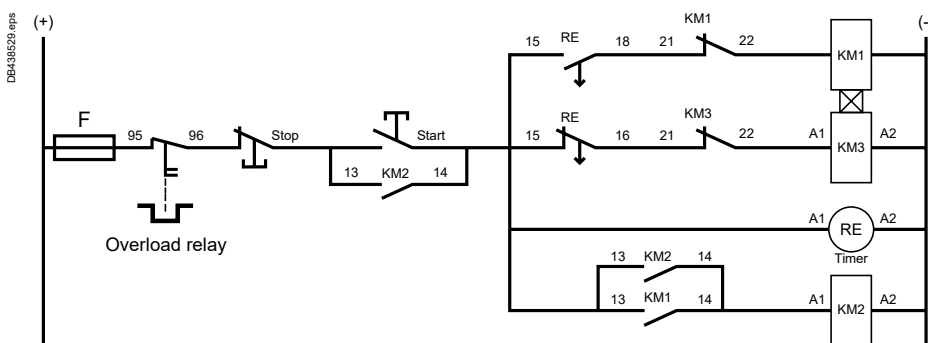
Thermal magnetic circuit breaker + contactors



Magnetic circuit breaker + contactors + overload relay



## Star-Delta Motor 'Control' circuit diagram



Recommended timing relay (RE): Zelio Time ref. RE17RMMW (12...240 V AC/DC 50/60 Hz – 8 A AC/DC contacts)

# Type 2 Recommended Selection Charts for Motor Feeder with EasyPact

## Notes:

- Selection is for Normal Starting time (Relay Trip classes 10A/10) applications.
- Overload relay type LRE and EOCR both can be used. However, while using EOCR, setting of Trip class in EOCR should be up to 10/10A only.
- For high Inertia loads like Blowers, Pumps & ID/FD fans etc., if taking longer starting time, kindly consult us to derive the selection. However, this selection can still be used if these applications accept relay trip class 10A/10.
- Service factor of the motors considered is 1
- Selection is directly valid for Switching & Protection of Motors which comply to IS: 12615 efficiency class and can also be used for other non-standard motors whose starting current is less than or equal to starting currents as described in IS: 12615
- The rated motor current used for derivation is Full Load Current (FLC) for 3-phase, 4 Pole Squirrel Cage Induction Motors as indicated in IS: 12615. Selection can also be used for 2 Pole, 6 Pole and 8 Pole Motors based on rated motor current.
- Higher ratings of Contactors can be used in place of recommended combinations.
- These charts are derived basis Type-2 Methodology described in IEC 60947-4, Clause B.4.5.
- For Star-Delta Motor feeders, In-side delta wiring is considered.
- For Star Delta Motor feeders, proper Change-over time and Pause time must be ensured. Selected combination of Motor feeders components in this chart are valid only and only when used along with timer MSMI06 and equivalent timer from Schneider.
- This selection is valid only for suggested Product combinations. Change in any of the recommended combination including timer will invalidate the recommendations and Human safety, Installation safety and product safety requirements may not be fulfilled.
- In case of motor feeders with Circuit breaker, ensure proper Instantaneous setting as suggested in respective charts, if any.
- Max. Operating rate per Hour for contactors & Circuit breaker for Motor protection shall not be exceeded.
- Product evolution and improvement is a Continuous process at Schneider Electric. Hence, recommendations and guidelines are subject to change. Contact Schneider Electric for latest guidelines.

Contact our nearest sales office for application specific Custom / optimised selection for your motor feeders having motors with service factor more than 1, longer starting time applications, Closed transition star delta starters, other than 400/415V perational voltages, starting currents / inrush currents lower than specified in IS 12615

# Selection Chart

Direct-on-Line starters with circuit-breaker and overload protection built into the circuit-breaker  
Type GZ1E

Reliable  
switching for  
IE2/IE3 motors



IE2



IE3

Rated Operational Voltage,  $U_e = 400/415V, 50/60Hz$   
Short Circuit Current  $I_q = 50kA$

Type-2 Recommended Selection

Sr. No.	3Φ Motors			I <sub>q</sub> Current (kA)	Contactor	Overload Relay		Circuit Breaker	
	kW	HP	FLC - I <sub>n</sub> (Amps)			Type	Range (A)	Type	Rating (A)
1	0.06	x	0.19	50	LC1E09	In-built in Circuit Breaker		GZ1E02	0.16 - 0.25
2	0.09	x	0.28	50	LC1E09			GZ1E03	0.25 - 0.4
3	0.12	0.16	0.51	50	LC1E09			GZ1E04	0.4 - 0.63
4	0.18	0.25	0.6	50	LC1E09			GZ1E04	0.4 - 0.63
5	0.25	0.33	0.8	50	LC1E09			GZ1E05	0.63 - 1
6	0.37	0.5	1.4	50	LC1E09			GZ1E06	1 - 1.6
7	0.55	0.75	1.7	50	LC1E09			GZ1E07	1.6 - 2.5
8	0.75	1	2.2	50	LC1E09			GZ1E07	1.6 - 2.5
9	1.1	1.5	2.9	50	LC1E09			GZ1E08	2.5 - 4
10	1.3	1.75	3	50	LC1E09			GZ1E08	2.5 - 4
11	1.5	2	3.8	50	LC1E09			GZ1E08	2.5 - 4
12	2.2	3	5.1	50	LC1E18			GZ1E10	4 - 6.3
13	3	4	6	50	LC1E18			GZ1E14	6 - 10
14	3.7	5	8.1	50	LC1E25			GZ1E14	6 - 10
15	4	5.5	8.5	50	LC1E25			GZ1E14	6 - 10
16	5.5	7.5	11.4	50*	LC1E32			GZ1E16	9 - 14
17	7.5	10	15.4	50*	LC1E32			GZ1E20	13 - 18
18	9.3	12.5	17.3	50*	LC1E40B			GZ1E21	17 - 23
19	11	15	22	50*	LC1E40B			GZ1E22	20 - 25
20	13	17.5	24	50*	LC1E50			GZ1E32	24 - 32
21	15	20	30	50*	LC1E50			GZ1E32	24 - 32

\* 50kA With current Limiter type GV1L3, 10kA without current limiter



# Selection Chart

Direct-On-Line starters with circuit-breaker GZL1LE and separate thermal overload relay

Reliable  
switching for  
IE2/IE3 motors



IE2



IE3

Rated Operational Voltage,  $U_e = 400/415V, 50/60Hz$   
Short Circuit Current  $I_q = 50kA$  upto 4kw and above 4kw with 50kA  
With current Limiter type GV1L3, 10kA without current limiter

Type-2 Recommended Selection

Sr. No.	P (kW)	$I_e$ (A)	Circuit Breaker	Contactor	Thermal Overload relay	Range (A)
1	0.09	0.4	GZ1LE03	LC1E09	LRE03	0.25...0.40
2	0.18	0.63	GZ1LE04	LC1E09	LRE04	0.4...0.63
3	0.25	1	GZ1LE05	LC1E09	LRE05	0.63...1
4	0.37	1.4	GZ1LE06	LC1E09	LRE06	1...1.6
5	0.75	2.2	GZ1LE07	LC1E09	LRE07	1.6...2.5
6	1.5	3.8	GZ1LE08	LC1E09	LRE08	2.5...4
7	2.2	5.1	GZ1LE10	LC1E18	LRE10	4...6
8	4	8.5	GZ1LE14	LC1E25	LRE14	7...10
9	5.5	11.4	GZ1LE16	LC1E32	LRE16	9...13
10	7.5	15.4	GZ1LE20	LC1E32	LRE21	12...18
11	9.3	17.3	GZ1LE22	LC1E40	LRE22	16...24
12	11	22	GZ1LE22	LC1E40	LRE22	16...24
13	15	30	GZ1LE32	LC1E50	LRE32	23...32

Star Delta starters with circuit-breaker GZL1LE and separate thermal overload relay

Type-2 Recommended Selection

Sr. No.	P (kW)	$I_e$ (A)	$I_e/1,73$ (A)	Circuit Breaker	Main/Delta Contactor	Star Contactor	Thermal Overload Relay	
1	0.09	0.4	0.2	GZ1LE03	LC1E09	LC1E09	LRE02	0.16...0.25
2	0.18	0.63	0.4	GZ1LE04	LC1E09	LC1E09	LRE03	0.25...0.40
3	0.25	1	0.6	GZ1LE05	LC1E09	LC1E09	LRE04	0.4...0.63
4	0.37	1.4	0.8	GZ1LE06	LC1E09	LC1E09	LRE05	0.63...1
5	0.75	2.2	1.3	GZ1LE07	LC1E09	LC1E09	LRE06	1...1.6
6	1.5	3.8	2.2	GZ1LE08	LC1E09	LC1E09	LRE07	1.6...2.5
7	2.2	5.1	2.9	GZ1LE10	LC1E18	LC1E09	LRE08	2.5...4
8	4	8.5	4.9	GZ1LE14	LC1E25	LC1E09	LRE10	4...6
9	5.5	11.4	6.6	GZ1LE16	LC1E32	LC1E09	LRE12	5.5...8
10	7.5	15.4	8.9	GZ1LE20	LC1E32	LC1E09	LRE14	7...10
11	9.3	17.3	10.0	GZ1LE22	LC1E40B	LC1E18	LRE16	9...13
12	11	22	12.7	GZ1LE22	LC1E40B	LC1E18	LRE16	9...13
13	15	30	17.3	GZ1LE32	LC1E50	LC1E18	LRE21	12...18

# Selection Chart

Direct-on-Line starters with Fuses and overload protection by separate overload relay type LRE (thermal) or EOCR\*\* (up to Trip class 10/10A)

Reliable  
switching for  
IE2 motors



IE2

Rated Operational Voltage,  $U_e = 400/415V, 50/60Hz$   
Short Circuit Current  $I_q = 50kA$

Type-2 Recommended Selection

Sr. No.	3Φ Motors			Contactor	Overload Relay		Nominal Back-up Fuse			SDF
	kW	HP	FLC - $I_n$ (Amps)		Type	Range (A)	Fuse	Fuse Rating	Fuse Size	
1	0.12	0.16	0.51	LC1E09	LRE04	0.4-0.63	4NHG000B	4	000	NX032
2	0.18	0.25	0.6	LC1E09	LRE04	0.4-0.63	4NHG000B	4	000	NX032
3	0.25	0.33	0.8	LC1E09	LRE05	0.63-1	4NHG000B	4	000	NX032
4	0.37	0.5	1.4	LC1E09	LRE06	1-1.6	4NHG000B	4	000	NX032
5	0.55	0.75	1.7	LC1E09	LRE06	1-1.6	4NHG000B	4	000	NX032
6	0.75	1	2.2	LC1E09	LRE07	1.6-2.5	6NHG000B	6	000	NX032
7	1.1	1.5	2.9	LC1E09	LRE08	2.5-4	10NHG000B	10	000	NX032
8	1.3	1.75	3	LC1E09	LRE08	2.5-4	10NHG000B	10	000	NX032
9	1.5	2	3.8	LC1E09	LRE08	2.5-4	10NHG000B	10	000	NX032
10	2.2	3	5.1	LC1E09	LRE10	4-6	16NHG000B	16	000	NX032
11	3	4	6	LC1E09	LRE12	5.5-8	20NHG000B	20	000	NX032
12	3.7	5	8.1	LC1E09	LRE14	7-10	20NHG000B	20	000	NX032
13	4	5.5	8.5	LC1E09	LRE14	7-10	20NHG000B	20	000	NX032
14	5.5	7.5	11.4	LC1E12	LRE16	9-13	25NHG000B	25	000	NX032
15	7.5	10	15.4	LC1E18	LRE21	12-18	32NHG000B	32	000	NX063
16	9.3	12.5	17.3	LC1E25	LRE22	16-24	50NHG000B	50	000	NX063
17	11	15	22	LC1E25	LRE22	16-24	50NHG000B	50	000	NX063
18	13	17.5	24	LC1E32	LRE32	23-32	50NHG000B	50	000	NX063
19	15	20	30	LC1E32	LRE32	23-32	63NHG000B	63	000	NX063
20	18.5	25	36	LC1E40	LRE355	30-40	80NHG000B	80	000	NX080
21	22	30	43	LC1E50	LRE357	37-50	80NHG000B	80	000	NX080
22	30	40	56	LC1E65	LRE359	48-65	100NHG000B	100	000	NX100
23	37	50	69	LC1E80	LRE363	63-80	125NHG00B	125	00	NX125
24	45	60	84	LC1E95	LRE365	80-104	160NHG00B	160	00	NX160
25	55	75	99	LC1E120	LRE482	84-135	160NHG00B	160	00	NX160
26	75	100	134	LC1E160	LRE483*	124-198	250NHG1B	250	1	NX250
27	80	110	139	LC1E160	LRE483*	124-198	250NHG1B	250	1	NX250
28	90	120	164	LC1E200	LRE483	124-198	250NHG1B	250	1	NX250
29	110	150	204	LC1E250	LRE484	146-234	250NHG1B	250	1	NX250
30	125	170	234	LC1E250	LRE485	174-279	315NHG2B	315	2	NX315
31	132	180	247	LC1E250	LRE485	174-279	315NHG2B	315	2	NX315
32	160	215	288	LC1E300	LRE486	208-333	400NHG2B	400	2	NX400
33	180	240	298	LC1E300	LRE486	208-333	400NHG2B	400	2	NX400
34	200	270	348	LC1E400	LRE487	258-414	400NHG2B	400	2	NX400
35	225	300	360	LC1E400	LRE487	258-414	500NHG3B	500	3	NX630
36	250	335	435	LC1E500	LRE488	321-513	630NHG3B	630	3	NX630
37	275	370	440	LC1E500	LRE488	321-513	630NHG3B	630	3	NX630
38	315	425	548	LC1E630	LRE489	394-630	800NHG3B	800	3	NA
39	335	452	580	LC1E630	LRE489	394-630	800NHG3B	800	3	NA

\* Relay can match with contactor electrically (i.e Cannot be directly mounted), rest all relays are suitable for direct mounting as per catalogue.

\*\* Selection valid upto Trip class 10/10A, Contact nearest sales office for details of EOCR to be used with this selection charts.

# Selection Chart

Star Delta starters with Fuses and overload protection by separate overload relay type LRE (thermal) or EOCR\*\* (up to Trip class 10/10A)

Reliable switching for IE2 motors



Rated Operational Voltage,  $U_e = 400/415V, 50/60Hz$   
Short Circuit Current  $I_q = 50kA$

Type-2 Recommended Selection

Sr. No.	3Φ Motors				Contactor			Overload Relay		Nominal Back-up Fuse			SDF	Minimum Pause time (mSec)	Star-Delta Timer#
	kW	HP	FLC - $I_n$ (Amps)		Main	Delta	Star	Type	Range (A)	Fuse type	Fuse Rating	Fuse Size			
			Line	Phase											
1	0.75	1	2.2	1.3	LC1E09	LC1E09	LC1E09	LRE06	1-1.6	4NHG000B	4	000	NX032	50	MSMI06
2	1.1	1.5	2.9	1.7	LC1E09	LC1E09	LC1E09	LRE07	1.6-2.5	4NHG000B	4	000	NX032	50	MSMI06
3	1.3	1.75	3	1.7	LC1E09	LC1E09	LC1E09	LRE07	1.6-2.5	4NHG000B	4	000	NX032	50	MSMI06
4	1.5	2	3.8	2.2	LC1E09	LC1E09	LC1E09	LRE07	1.6-2.5	6NHG000B	6	000	NX032	50	MSMI06
5	2.2	3	5.1	2.9	LC1E09	LC1E09	LC1E09	LRE08	2.5-4	10NHG000B	10	000	NX032	50	MSMI06
6	3	4	6	3.5	LC1E09	LC1E09	LC1E09	LRE08	2.5-4	10NHG000B	10	000	NX032	50	MSMI06
7	3.7	5	8.1	4.7	LC1E09	LC1E09	LC1E09	LRE10	4-6	10NHG000B	10	000	NX032	50	MSMI06
8	4	5.5	8.5	4.9	LC1E09	LC1E09	LC1E09	LRE10	4-6	16NHG000B	16	000	NX032	50	MSMI06
9	5.5	7.5	11.4	6.6	LC1E09	LC1E09	LC1E09	LRE12	5.5-8	16NHG000B	16	000	NX032	50	MSMI06
10	7.5	10	15.4	8.9	LC1E09	LC1E09	LC1E09	LRE14	7-10	20NHG000B	20	000	NX032	50	MSMI06
11	9.3	12.5	17.3	10.0	LC1E12	LC1E12	LC1E09	LRE14	7-10	20NHG000B	20	000	NX032	50	MSMI06
12	11	15	22	12.7	LC1E18	LC1E18	LC1E09	LRE16	9-13	32NHG000B	32	000	NX032	50	MSMI06
13	15	20	30	17.3	LC1E18	LC1E18	LC1E09	LRE21	12-18	40NHG000B	40	000	NX063	50	MSMI06
14	18.5	25	36	20.8	LC1E25	LC1E25	LC1E09	LRE22	16-24	40NHG000B	40	000	NX063	50	MSMI06
15	22	30	43	24.8	LC1E25	LC1E25	LC1E25	LRE32	23-32	50NHG000B	50	000	NX063	50	MSMI06
16	30	40	56	32.3	LC1E40	LC1E40	LC1E25	LRE355	30-40	63NHG000B	63	000	NX063	50	MSMI06
17	37	50	69	39.8	LC1E50	LC1E50	LC1E32	LRE355	30-40	80NHG000B	80	000	NX080	50	MSMI06
18	45	60	84	48.5	LC1E50	LC1E50	LC1E32	LRE357	37-50	100NHG000B	100	00	NX125	50	MSMI06
19	55	75	99	57.2	LC1E65	LC1E65	LC1E40	LRE359	48-65	125NHG000B	125	00	NX125	50	MSMI06
20	75	100	134	77.4	LC1E80	LC1E80	LC1E65	LRE363	63-80	160NHG000B	160	00	NX160	50	MSMI06
21	80	110	139	80.3	LC1E80	LC1E80	LC1E80	LRE363	63-80	160NHG000B	160	00	NX160	50	MSMI06
22	90	120	164	94.7	LC1E95	LC1E95	LC1E80	LRE365	80-104	200NHG1B	200	1	NX200	50	MSMI06
23	110	150	204	117.8	LC1E120	LC1E120	LC1E95	LRE482	84-135	250NHG1B	250	1	NX250	50	MSMI06
24	125	170	234	135.1	LC1E160	LC1E160	LC1E120	LRE483*	124-198	250NHG1B	250	1	NX250	50	MSMI06
25	132	180	247	142.6	LC1E160	LC1E160	LC1E120	LRE483*	124-198	250NHG1B	250	1	NX250	50	MSMI06
26	150	200	248	143.2	LC1E160	LC1E160	LC1E120	LRE483*	124-198	250NHG1B	250	1	NX250	50	MSMI06
27	160	215	288	166.3	LC1E200	LC1E200	LC1E160	LRE483	124-198	315NHG2B	300	2	NX315	50	MSMI06
28	180	240	298	172.1	LC1E200	LC1E200	LC1E160	LRE483	124-198	315NHG2B	300	2	NX315	50	MSMI06
29	200	270	348	200.9	LC1E250	LC1E250	LC1E160	LRE484	146-234	400NHG2B	400	2	NX400	50	MSMI06
30	225	300	360	207.9	LC1E250	LC1E250	LC1E160	LRE484	146-234	400NHG2B	400	2	NX400	50	MSMI06
31	250	335	435	251.2	LC1E300	LC1E300	LC1E200	LRE485	174-279	450NHG3B	450	3	NX630	50	MSMI06
32	275	370	440	254.0	LC1E300	LC1E300	LC1E200	LRE485	174-279	450NHG3B	450	3	NX630	50	MSMI06
33	315	425	548	316.4	LC1E400	LC1E400	LC1E250	LRE486	208-333	630NHG3B	630	3	NX630	50	MSMI06
34	335	452	580	334.9	LC1E400	LC1E400	LC1E250	LRE487	258-414	630NHG3B	630	3	NX630	50	MSMI06
35	355	475	618	356.8	LC1E400	LC1E400	LC1E250	LRE487	258-414	630NHG3B	630	3	NX630	50	MSMI06
36	375	502	653	377.0	LC1E400	LC1E400	LC1E250	LRE487	258-414	800NHG3B	800	3	NA	50	MSMI06
37	400	535	674	389.1	LC1E500	LC1E500	LC1E300	LRE487	258-414	800NHG3B	800	3	NA	200	MSMI06

\* Relay can match with contactor electrically (i.e Cannot be directly mounted), rest all relays are suitable for direct mounting as per catalogue. Use alternate suggested for direct mounting.

\*\*Selection valid upto Trip class 10/10A, Contact nearest sales office for details of EOCR to be used with this selection charts.

# For guaranteed performance, Motor feeders built using this chart must make use of MSMI06 or equivalent Schneider Electric make timer only.

# Selection Chart

Direct-on-Line starters with circuit-breaker type CVS and overload protection by separate overload relay type LRE (thermal) or EOCR\*\* (up to Trip class 10/10A)

Reliable  
switching for  
IE2/IE3 motors



IE2



IE3

Rated Operational Voltage,  $U_e = 400/415V, 50/60Hz$   
Short Circuit Current  $I_q = 50kA$

Type-2 Recommended Selection

Sr. No.	3 $\Phi$ Motors			Contactor	Overload Relay		Circuit Breaker			
	kW	HP	FLC - $I_n$ (Amps)		Type	Range (A)	Type	Trip Unit Rating	Magnetic Setting Range	Setting on Trip Unit in Amps
1	0.37	0.5	1.4	LC1E09	LRE06	1-1.6	CVS100-MA	2.5	6-14	15
2	0.55	0.75	1.7	LC1E09	LRE07	1.6-2.5	CVS100-MA	2.5	6-14	17.5
3	0.75	1	2.2	LC1E09	LRE07	1.6-2.5	CVS100-MA	2.5	6-14	22.5
4	1.1	1.5	2.9	LC1E09	LRE08	2.5-4	CVS100-MA	6.3	6-14	31.5
5	1.3	1.75	3	LC1E09	LRE08	2.5-4	CVS100-MA	6.3	6-14	31.5
6	1.5	2	3.8	LC1E09	LRE08	2.5-4	CVS100-MA	6.3	6-14	37.8
7	2.2	3	5.1	LC1E18	LRE10	4-6	CVS100-MA	6.3	6-14	63
8	3	4	6	LC1E18	LRE10	4-6	CVS100-MA	6.3	6-14	69.3
9	3.7	5	8.1	LC1E25	LRE14	7-10	CVS100-MA	12.5	6-14	100
10	4	5.5	8.5	LC1E25	LRE14	7-10	CVS100-MA	12.5	6-14	100
11	5.5	7.5	11.4	LC1E32	LRE16	9-13	CVS100-MA	12.5	6-14	137.5
12	7.5	10	15.4	LC1E32	LRE21	12-18	CVS100-MA	25	6-14	175
13	9.3	12.5	17.3	LC1E32	LRE21	12-18	CVS100-MA	25	6-14	200
14	11	15	22	LC1E40B	LRE22	16-24	CVS100-MA	25	6-14	275
15	13	17.5	24	LC1E40B	LRE22	16-24	CVS100-MA	25	6-14	300
16	15	20	30	LC1E50	LRE32* or LRE353	23-32	CVS100-MA	50	6-14	350
17	18.5	25	36	LC1E65	LRE35* or LRE355	30-38* 30-40	CVS100-MA	50	6-14	450
18	22	30	43	LC1E65	LRE357	37-50	CVS100-MA	50	6-14	500
19	30	40	56	LC1E80	LRE359	48-65	CVS100-MA	100	6-14	700
20	37	50	69	LC1E95	LRE361	55-70	CVS100-MA	100	6-14	800
21	45	60	84	LC1E120	LRE482	84-135	CVS100-MA	100	6-14	1000
22	55	75	99	LC1E160	LRE482	84-135	CVS100-MA	100	6-14	1200
23	75	100	134	LC1E160	LRE482	84-135	CVS250-MA	150	9-14	1650
24	80	110	139	LC1E160	LRE483	124-198	CVS250-MA	150	9-14	1650
25	90	120	164	LC1E200	LRE483	124-198	CVS250-MA	220	9-14	1980
26	110	150	204	LC1E250	LRE484	146-234	CVS250-MA	220	9-14	2420
27	125	170	234	LC1E300	LRE484	146-234	CVS400-MA	320	6-13	2880
28	132	180	247	LC1E300	LRE485	174-279	CVS400-MA	320	6-13	3200
29	160	215	288	LC1E400	LRE486	208-333	CVS400-MA	320	6-13	3520
30	180	240	298	LC1E400	LRE486	208-333	CVS400-MA	320	6-13	3520
31	200	270	348	LC1E400	LRE487	258-414	CVS630-MA	500	6-13	4500
32	225	300	360	LC1E500	LRE487* or LRE488	258-414* 321-513	CVS630-MA	500	6-13	4500
33	250	335	435	LC1E500	LRE488	321-513	CVS630-MA	500	6-13	5500
34	275	370	440	LC1E630	LRE489	394-630	CVS630-MA	500	6-13	5500
35	315	425	548	LC1E630	LRE489	394-630	CVS630-ETS	630	2-10	6300
36	335	452	580	LC1E630	LRE489	394-630	CVS630-ETS	630	2-10	6300
37	355	475	618	LC1E630	LRE489	394-630	CVS800-TMD	800	3.5-10	8000

\* Relay can match with contactor electrically (i.e. Cannot be directly mounted), rest all relays are suitable for direct mounting as per catalogue. Use alternate suggested for direct mounting.

\*\* Selection valid upto Trip class 10/10A, Contact nearest sales office for details of EOCR to be used with this selection charts.

# Selection Chart

Star Delta starters with circuit-breaker type CVS and overload protection by separate overload relay type LRE (thermal) or EOCR\*\* (up to Trip class 10/10A)

Reliable  
switching for  
IE2/IE3 motors



IE2



IE3

Rated Operational Voltage,  $U_e = 400/415V, 50/60Hz$   
Short Circuit Current  $I_q = 50kA$

Type-2 Recommended Selection

Sr. No.	3Φ Motors				Contactor			Overload Relay		Circuit Breaker				Minimum Pause time (mSec)	Star-Delta Timer#
	kW	HP	FLC - $I_n$ (Amps)					Type	Range (A)	Type	Trip Unit Rating	Mag-netic Setting Range	Setting on Trip Unit in Amps		
			Line	Phase	Main	Delta	Star								
1	0.75	1	2.2	1.3	LC1E09	LC1E09	LC1E09	LRE06	1-1.6	CVS100-MA	6.3	6-14	37.8	50	MSMI06
2	1.1	1.5	2.9	1.7	LC1E09	LC1E09	LC1E09	LRE07	1.6-2.5	CVS100-MA	6.3	6-14	50.4	50	MSMI06
3	1.3	1.8	3	1.7	LC1E09	LC1E09	LC1E09	LRE07	1.6-2.5	CVS100-MA	6.3	6-14	50.4	50	MSMI06
4	1.5	2	3.8	2.2	LC1E09	LC1E09	LC1E09	LRE07	1.6-2.5	CVS100-MA	6.3	6-14	63	50	MSMI06
5	2.2	3	5.1	2.9	LC1E09	LC1E09	LC1E09	LRE08	2.5-4	CVS100-MA	12.5	6-14	100	50	MSMI06
6	3	4	6	3.5	LC1E09	LC1E09	LC1E09	LRE08	2.5-4	CVS100-MA	12.5	6-14	112.5	50	MSMI06
7	3.7	5	8.1	4.7	LC1E09	LC1E09	LC1E09	LRE10	4-6	CVS100-MA	12.5	6-14	150	50	MSMI06
8	4	5.5	8.5	4.9	LC1E09	LC1E09	LC1E09	LRE10	4-6	CVS100-MA	12.5	6-14	162.5	50	MSMI06
9	5.5	7.5	11.4	6.6	LC1E12	LC1E12	LC1E09	LRE12	5.5-8	CVS100-MA	25	6-14	225	50	MSMI06
10	7.5	10	15.4	8.9	LC1E18	LC1E18	LC1E09	LRE14	7-10	CVS100-MA	25	6-14	300	50	MSMI06
11	9.3	13	17.3	10	LC1E25	LC1E25	LC1E12	LRE14	7-10	CVS100-MA	25	6-14	325	50	MSMI06
12	11	15	22	12.7	LC1E25	LC1E25	LC1E12	LRE16	9-13	CVS100-MA	50	6-14	400	50	MSMI06
13	13	18	24	13.9	LC1E32	LC1E32	LC1E12	LRE21	12-18	CVS100-MA	50	6-14	450	50	MSMI06
14	15	20	30	17.3	LC1E32	LC1E32	LC1E18	LRE21	12-18	CVS100-MA	50	6-14	550	50	MSMI06
15	18.5	25	36	20.8	LC1E40B	LC1E40B	LC1E25	LRE22	16-24	CVS100-MA	50	6-14	700	50	MSMI06
16	22	30	43	24.8	LC1E40	LC1E40	LC1E32	LRE32* or LRE353	23-32	CVS100-MA	100	6-14	800	50	MSMI06
17	30	40	56	32.3	LC1E50	LC1E50	LC1E38	LRE355	30-40	CVS100-MA	100	6-14	1100	50	MSMI06
18	37	50	69	39.8	LC1E65	LC1E65	LC1E40	LRE355	30-40	CVS100-MA	100	6-14	1300	50	MSMI06
19	45	60	84	48.5	LC1E80	LC1E80	LC1E50	LRE357	37-50	CVS250-MA	150	9-14	1650	50	MSMI06
20	55	75	99	57.2	LC1E95	LC1E95	LC1E65	LRE359	48-65	CVS250-MA	150	9-14	1950	50	MSMI06
21	75	100	134	77.4	LC1E120	LC1E120	LC1E80	LRE481	62-99	CVS250-MA	220	9-14	2640	50	MSMI06
22	80	110	139	80.3	LC1E120	LC1E120	LC1E80	LRE481	62-99	CVS250-MA	220	9-14	2640	50	MSMI06
23	90	120	164	94.7	LC1E160	LC1E160	LC1E95	LRE482	84-135	CVS250-MA	220	9-14	3080	50	MSMI06
24	110	150	204	117.8	LC1E200	LC1E200	LC1E120	LRE482*	84-135	CVS400-MA	320	6-13	3840	50	MSMI06
25	125	170	234	135.1	LC1E250	LC1E250	LC1E120	LRE483*	124-198	CVS630-MA	500	6-13	4500	50	MSMI06
26	132	180	247	142.6	LC1E250	LC1E250	LC1E120	LRE483*	124-198	CVS630-MA	500	6-13	5000	50	MSMI06
27	150	200	248	143.2	LC1E250	LC1E250	LC1E120	LRE483*	124-198	CVS630-MA	500	6-13	5000	50	MSMI06
28	160	215	288	166.3	LC1E300	LC1E300	LC1E160	LRE483*	124-198	CVS630-MA	500	6-13	5500	50	MSMI06
29	180	240	298	172.1	LC1E300	LC1E300	LC1E160	LRE483*	124-198	CVS630-MA	500	6-13	6000	50	MSMI06
30	200	270	348	200.9	LC1E400	LC1E400	LC1E200	LRE484	146-234	CVS630-MA	500	6-13	6500	50	MSMI06
31	225	300	360	207.9	LC1E400	LC1E400	LC1E200	LRE484	146-234	CVS630-MA	500	6-13	6500	50	MSMI06
32	250	335	435	251.2	LC1E400	LC1E400	LC1E250	LRE485	174-279	CVS630-MA	500	6-13	6500	50	MSMI06
33	275	370	440	254	LC1E400	LC1E400	LC1E250	LRE485	174-279	CVS630-MA	500	6-13	6500	50	MSMI06
34	315	425	548	316.4	LC1E500	LC1E500	LC1E300	LRE486*	208-333	CV630-ETS	630	2-10	6300	200	MSMI06

\* Relay can match with contactor electrically (i.e Cannot be directly mounted), rest all relays are suitable for direct mounting as per catalogue. Use alternate suggested for direct mounting.

\*\*Selection valid upto Trip class 10/10A, Contact nearest sales office for details of EOCR to be used with this selection charts.

# For guaranteed performance, Motor feeders built using this chart must make use of MSMI06 or equivalent Schneider Electric make timer only.

Panel Mount\_Easyline



- Wide power range (7 models from 35 to 350 W)
- High degree of output voltage stability (precision: ± 1%)
- Proven performance (MTBF over 600K hours)
- Diagnostics via LEDs at the output terminal
- 4 quick and simple mounting types

Input Voltage	Output Voltage	Output Current	Reference	Description	Unit MRP [₹]
100...240 V AC single phase	24V	1.5A	ABL2REM24015K	ABL2_K Power Supply, DC24V output, 35W	2376
100...240 V AC single phase	24V	2A	ABL2REM24020K	ABL2_K Power Supply, DC24V output, 50W	2634
100...240 V AC single phase	24V	4.5A	ABL2REM24045K	ABL2_K Power Supply, DC24V output, 100W	3901
100...240 V AC single phase	24V	6.5A	ABL2REM24065K	ABL2_K Power Supply, DC24V output, 150W	4707
100...240 V AC single phase	24V	8.5A	ABL2REM24085K	ABL2_K Power Supply, DC24V output, 200W	6242
100...240 V AC single phase	24V	10A	ABL2REM24100K	ABL2_K Power Supply, DC24V output, 250W	7140
100...240 V AC single phase	24V	15A	ABL2REM24150K	ABL2_K Power Supply, DC24V output, 350W	11642

Panel Mount - ABLP



- Multiple mounting positions
- Din rail mounting with accessory
- IEC 61000-3-2 compliant (EMC emissions)
- Output voltage adjustment
- 100-240 Vac Input

Input Voltage	Output Voltage	Output Current	Reference	Description	Unit MRP [₹]
100...240 V AC single phase	12V	8.5A	ABLP1A12085	Power Supply 12V 8.5A Panel Mount, 100W	6772
100...240 V AC single phase	24V	4.5A	ABLP1A24045	Power Supply 24V 4.5A Panel Mount, 100W	6208
100...240 V AC single phase	24V	6.2A	ABLP1A24062	Power Supply 24V 6.2A Panel Mount, 150W	8848
100...240 V AC single phase	24V	10A	ABLP1A24100	Power Supply 24V 10A Panel Mount, 240W	12189

Modular ABLM



- Mounting on panel with screw without additional part
- Up to +70°C operating
- Direct access to the documentation
- Over voltage Category III
- Compact size

Input Voltage	Output Voltage	Output Current	Reference	Description	Unit MRP [₹]
100...240 V AC single phase	5V	3.6A	ABLM1A05036	Power Supply 5V 3.6A Modular, 18W	6203
100...240 V AC single phase	12V	1A	ABLM1A12010	Power Supply 12V 1A Modular, 12W	4414
100...240 V AC single phase	12V	2.1A	ABLM1A12021	Power Supply 12V 2.1A Modular, 25W	6203
100...240 V AC single phase	12V	4.2A	ABLM1A12042	Power Supply 12V 4.2A Modular, 50W	8197
100...240 V AC single phase	24V	0.4A	ABLM1A24004	Power Supply 24V 0.4A Modular, 10W	3711
100...240 V AC single phase	24V	0.6A	ABLM1A24006	Power Supply 24V 0.6A Modular, 15W	4542
100...240 V AC single phase	24V	1.2A	ABLM1A24012	Power Supply 24V 1.2A Modular, 30W	6203

Please contact Customer care center for Stockable and Non stockable status of references.

NORMAL STOCK ITEMS

W.E.F. January 25, 2022

**Optimized ABL5**



- 3 housings, select the best suited to the space
- Up to 6 output terminals
- Output voltage adjustment
- Direct access to the documentation
- 100-240 Vac Input

Input Voltage	Output Voltage	Output Current	Reference	Description	Unit MRP [₹]
100...240 V AC single phase	12V	6.2A	ABLS1A12062	Power Supply 12V 6.2A Optimized, 75W	7878
100...240 V AC single phase	12V	10A	ABLS1A12100	Power Supply 12V 10A Optimized, 120W	11851
100...240 V AC single phase	24V	2.1A	ABLS1A24021	Power Supply 24V 2.1A Optimized, 50W	7350
100...240 V AC single phase	24V	3.1A	ABLS1A24031	Power Supply 24V 3.1A Optimized, 75W	7562
100...240 V AC single phase	24V	3.8A	ABLS1A24038	Power Supply 24V 3.8A Optimized, 91.2W	12725
100...240 V AC single phase	24V	5A	ABLS1A24050	Power Supply 24V 5A Optimized, 120W	11174
100...240 V AC single phase	24V	10A	ABLS1A24100	Power Supply 24V 10A Optimized, 240W	16365
100...240 V AC single phase	24V	20A	ABLS1A24200	Power Supply 24V 20A Optimized, 480W	29569
100...240 V AC single phase	48V	2.5A	ABLS1A48025	Power Supply 48V 2.5A Optimized,120W	11851

**Universal ABL8RP/WP**



- 100-500 Vac (1 or 2 Phases) Or 380-500Vac 3 Phases Input terminals
- Automatic or Manual reset
- 2 diagnosis LED (U/I)
- 4 to 10 mm<sup>2</sup> output terminals
- Tool-free removal from omega (DIN) rail
- Protection of settings (sealable)
- Diagnosis relay

Input Voltage	Output Voltage	Output Current	Reference	Description	Unit MRP [₹]
100...120 V AC single phase, terminal(s): N-L1 200...500 V AC phase to phase, terminal(s): L1-L2	24V	3A	ABL8RPS24030	Univ. Power Supply 1P 24V 3A, 72W	15039
100...120 V AC single phase, terminal(s): N-L1 200...500 V AC phase to phase, terminal(s): L1-L2	24V	5A	ABL8RPS24050	Univ. Power Supply 1P 24V 5A, 120W	19443
100...120 V AC single phase, terminal(s): N-L1 200...500 V AC phase to phase, terminal(s): L1-L2	24V	10A	ABL8RPS24100	Univ. Power Supply 1P 24V 10A, 240W	22212
380...500 V AC three phase, terminal(s): L1, L2, L3	24V	20A	ABL8WPS24200	Univ. Power Supply 3P 24V 20A, 480W	33221
380...500 V AC three phase, terminal(s): L1, L2, L3	24V	40A	ABL8WPS24400	Univ. Power Supply 3P 24V 40A, 960W	57943

**Accessories for ABLP**

Input Voltage	Output Voltage	Output Current	Reference	Description	Unit MRP [₹]
			ABLPA01	Mounting Kit for Power Supply up to 150W	903
			ABLPA02	Mounting Kit for Power Supply 240W	903

Please contact Customer care center for Stockable and Non stockable status of references.

NORMAL STOCK ITEMS

W.E.F. January 25, 2022

**ABT7 - Economy Range (Single Winding)**

Input Voltage	Output Voltage	Rated Power in VA	Reference	Unit MRP [₹]
<b>Single phase 230V 40VA - 400VA 40° C</b>				
230 V AC single phase ±15 V	24 V AC	40	ABT7ESM004B	8137
230 V AC single phase ±15 V	24 V AC	63	ABT7ESM006B	6376
230 V AC single phase ±15 V	24 V AC	100	ABT7ESM010B	6830
230 V AC single phase ±15 V	24 V AC	160	ABT7ESM016B	8340
230 V AC single phase ±15 V	24 V AC	250	ABT7ESM025B	11150
230 V AC single phase ±15 V	24 V AC	320	ABT7ESM032B	13676
230 V AC single phase ±15 V	24 V AC	400	ABT7ESM040B	15410

**ABL6 - Optimum Range (Single Winding)**

Input Voltage	Output Voltage	Rated Power in VA	Reference	Unit MRP [₹]
<b>Single phase 230/400V 25VA - 2500VA 50° C</b>				
230/400 V single phase ±15 V	24 V AC	25	ABL6TS02B	7992
230/400 V single phase ±15 V	24 V AC	40	ABL6TS04B	7609
230/400 V single phase ±15 V	24 V AC	63	ABL6TS06B	7824
230/400 V single phase ±15 V	24 V AC	100	ABL6TS10B	9239
230/400 V single phase ±15 V	24 V AC	160	ABL6TS16B	10652
230/400 V single phase ±15 V	24 V AC	250	ABL6TS25B	13703
230/400 V single phase ±15 V	24 V AC	400	ABL6TS40B	19683
230/400 V single phase ±15 V	24 V AC	630	ABL6TS63B	27334
230/400 V single phase ±15 V	24 V AC	1000	ABL6TS100B	33581
230/400 V single phase ±15 V	24 V AC	1600	ABL6TS160B	68993
230/400 V single phase ±15 V	24 V AC	2500	ABL6TS250B	113046
230/400 V single phase ±15 V	115 V AC	100	ABL6TS10G	9171
230/400 V single phase ±15 V	115 V AC	160	ABL6TS16G	10846
230/400 V single phase ±15 V	115 V AC	250	ABL6TS25G	13812
230/400 V single phase ±15 V	115 V AC	400	ABL6TS40G	20954
230/400 V single phase ±15 V	115 V AC	630	ABL6TS63G	28118
230/400 V single phase ±15 V	115 V AC	1000	ABL6TS100G	34328
230/400 V single phase ±15 V	115 V AC	1600	ABL6TS160G	61179
230/400 V single phase ±15 V	115 V AC	2500	ABL6TS250G	100066
230/400 V single phase ±15 V	230 V AC	25	ABL6TS02U	7609
230/400 V single phase ±15 V	230 V AC	40	ABL6TS04U	7979
230/400 V single phase ±15 V	230 V AC	63	ABL6TS06U	8254
230/400 V single phase ±15 V	230 V AC	100	ABL6TS10U	8703
230/400 V single phase ±15 V	230 V AC	160	ABL6TS16U	10846
230/400 V single phase ±15 V	230 V AC	250	ABL6TS25U	13049
230/400 V single phase ±15 V	230 V AC	400	ABL6TS40U	20285
230/400 V single phase ±15 V	230 V AC	630	ABL6TS63U	25926
230/400 V single phase ±15 V	230 V AC	1000	ABL6TS100U <input checked="" type="checkbox"/>	35884
230/400 V single phase ±15 V	230 V AC	1600	ABL6TS160U	57399
230/400 V single phase ±15 V	230 V AC	2500	ABL6TS250U	93814

Please contact Customer care center for Stockable and Non stockable status of references.

 NORMAL STOCK ITEMS

W.E.F. January 25, 2022



**ABT7 - Universal Range (Double Winding)**

Input Voltage	Output Voltage	Rated Power in VA	Reference	Unit MRP [₹]
<b>Single phase 230/400V 25VA - 2500VA 60° C</b>				
230/400 V single phase ±15 V	24/48 V AC	40	ABT7PDU004B	10046
230/400 V single phase ±15 V	24/48 V AC	63	ABT7PDU006B	10327
230/400 V single phase ±15 V	24/48 V AC	250	ABT7PDU025B	16164
230/400 V single phase ±15 V	24/48 V AC	400	ABT7PDU040B	20297
230/400 V single phase ±15 V	24/48 V AC	630	ABT7PDU063B	30595
230/400 V single phase ±15 V	115/230 V AC	40	ABT7PDU004G	9368
230/400 V single phase ±15 V	115/230 V AC	100	ABT7PDU010G	10359
230/400 V single phase ±15 V	115/230 V AC	160	ABT7PDU016G	11761
230/400 V single phase ±15 V	115/230 V AC	250	ABT7PDU025G	16541
230/400 V single phase ±15 V	115/230 V AC	400	ABT7PDU040G	18489
230/400 V single phase ±15 V	115/230 V AC	630	ABT7PDU063G	30625
230/400 V single phase ±15 V	115/230 V AC	1000	ABT7PDU100G	36851
230/400 V single phase ±15 V	115/230 V AC	1600	ABT7PDU160G	59175
230/400 V single phase ±15 V	115/230 V AC	2500	ABT7PDU250G	99078
230/400 V single phase ±15 V	115/230 V AC	25	ABT7PDU002B	10950
230/400 V single phase ±15 V	115/230 V AC	100	ABT7PDU010B	11267
230/400 V single phase ±15 V	115/230 V AC	160	ABT7PDU016B	14401
230/400 V single phase ±15 V	115/230 V AC	1000	ABT7PDU100B	40256
230/400 V single phase ±15 V	115/230 V AC	1600	ABT7PDU160B	66586
230/400 V single phase ±15 V	115/230 V AC	2500	ABT7PDU250B	107918

Please contact Customer care center for Stockable and Non stockable status of references.







NORMAL STOCK ITEMS

W.E.F. January 25, 2022

# Innovative & Connected Altivar Drives and Altistart Soft Starters

## Variable Speed Drives


### Process

 Mining, Minerals & Metals	 Marine
 Food & Beverage	 Water & Wastewater
 Oil & Gas	 Power Plants


### Fluid Management

**Altivar Process 600**

Wall Mounting  
0.75...315 kW  
200...690 V



Cabinet Integration  
0.75...2600 kW  
380...690 V



### Industrial Processes

**Altivar Process 900**






Wall Mounting  
0.75...315 kW  
200...690 V



Cabinet Integration  
0.75...2600 kW  
380...690 V



### Machines

 Hoisting	 Material Handling
 Textile	 Material Working
 Packaging	

### Commercial Equipment

**Altivar 12**

0.18...4 kW  
100...240 V



### Basic Machines

**Altivar 310**

IP20  
0.75 to 22 kW  
380...460 V



**NEW**

**Altivar 310L**


Harsh environment IP54  
0.75 to 5.5 kW  
380...460 V



### Simple & Advanced Machines


**Altivar 320B/C**

Book/compact format  
0.18...15 kW  
200...600 V






**Altivar 320W**

Harsh environment  
IP65/66  
0.18...7.5 kW  
380...480 V




### Building

 Pumps	 Lift
 Fans & Compressors	


### HVAC & Pumps

**Altivar 212**

IP21  
0.75...75 kW  
200...480 V



IP55  
0.75...75 kW  
380...480 V



### Utilities

**Altivar 610**

0.75...160 kW  
380...460 V



**NEW**

## Soft Starters

### Industrial Processes & Utility

<b>Altistart 48</b>	<b>Altistart 22</b>	<b>ATS480</b>
17...1200 A 208...690 V	17...590 A 208...600 V	208 to 690V 17 to 1700A
		 <b>Coming Soon</b>

### Simple Machines

**Altistart 01**

3...85 A  
110...480 V





## Altivar Easy 310 Drives for Simple Machines

Now available upto 22kW **NEW**

Reliable & cost effective solution to manage the speed of your motors in your machines.

[se.com/drives](http://se.com/drives)



*When just enough  
is just right!*



General Purpose Drives

Altivar12 Drive: 1-Phase / 3-Phase 230 Volts Input & 3-Phase 230 Volts Output Drive



- Small: easily integrated in any machine
- Discreet & Intuitive
- Reliable: quality which stands the test of time
- High-performance: even without adjustment

kW (HD)	HP Rating	Max. continuous current(A)	Reference	Unit MRP [₹]
<b>Single phase-Supply Voltage: 200...240V</b>				
0.18	0.25	1.4	ATV12H018M2	On Request
0.37	0.55	2.4	ATV12H037M2	On Request
0.55	0.75	3.5	ATV12H055M2	On Request
0.75	1	4.2	ATV12H075M2	On Request
1.5	2	7.5	ATV12HU15M2	On Request
2.2	3	10	ATV12HU22M2	On Request
<b>Three phase-Supply Voltage: 200...240V</b>				
0.37	0.55	2.4	ATV12H037M3	On Request
0.75	1	4.2	ATV12H075M3	On Request
1.5	2	7.5	ATV12HU15M3	On Request
2.2	3	10	ATV12HU22M3	On Request
3	~	12.2	ATV12HU30M3	On Request
4	5	16.7	ATV12HU40M3	On Request

Altivar310 Drive: 3-Phase 440 Volts Input & 3-Phase 440 Volts Output Drive



- Optimized installation space & Optimized time and cost
- Service cost savings
- Easy to operate
- Easy to maintain & Easy to integrate in automation system
- 55deg Celsius ambient temperature without derating

ND	KW		Max. Continuous Current (A)		Reference	Unit MRP [₹]
	ND	HD	ND	HD		
~		0.37	~	1.5	ATV310H037N4E	On Request
~		0.75	~	2.3	ATV310H075N4E	On Request
~		1.5	~	4.1	ATV310HU15N4E	On Request
~		2.2	~	5.5	ATV310HU22N4E	On Request
4		3	8.9	7.1	ATV310HU30N4E	On Request
5.5		4	12.1	9.5	ATV310HU40N4E	On Request
7.5		5.5	16	12.6	ATV310HU55N4E	On Request
11		7.5	22.8	17	ATV310HU75N4E	On Request
15		11	30	24	ATV310HD11N4E	On Request
18		15	36	33	ATV310HD15N4E	On Request
22		18	43	39	ATV310HD18N4E	On Request
30		22	60	46	ATV310HD22N4E	On Request
18		15	36	33	ATV310HD15N4EF	On Request
22		18	43	39	ATV310HD18N4EF	On Request
30		22	60	46	ATV310HD22N4EF	On Request

\*F refer to inbuilt EMC

Please contact Customer care center for Stockable and Non stockable status of references.

NORMAL STOCK ITEMS

W.E.F. January 25, 2022



# Automation and control made easy

Easy Altivar 610 variable speed drives.



Easy Altivar 610 variable speed drives for three-phase synchronous motors address the challenges faced by new economies. They are fit for purpose at affordable prices with no compromise on ease of use, robustness, and availability – the core values supported by a worldwide leader in automation.



Water & wastewater



Oil & gas



Constant, negative pressure water supply



Building



Power



Other OEM

#### Fit for purpose

- Optimized control system
- Multi-pump control function
- Harmonic mitigation solution

#### Designed for easiness

- Easy to install
- Easy to set up and use
- Easy to maintain

#### Strong on robustness

- Robust design for harsh environments
- Ever higher protection and performance

#### Always available

- Wide availability
- Worldwide technical assistance

# Easy Altivar 610

Now available upto 460V



## Main features

**Power range:**  
0.75 to 160kW

**Main voltage range:**  
380~460V, 3 phase, -15 to +10%

**Overload capability:**  
ND: 110% 60s; 120% 20s;  
HD: 150% 60s

**EMC:**  
C3 level filter embedded

**Harmonics:**  
DC choke embedded (above 4kW)

**Protection:**  
IP20

**Operation temperature:**  
-15°C to +60°C (derating above +45°C)

**Motor control law:**  
Asy motor: V/f 2 pts; V/f 5 pts;  
UF quad; energy saving

## Control I/O

**Control terminal:**

- Analog input: 3
- Analog output: 2
- Digital input: 6
- Relay output: 3

**Communication:**

- Modbus embedded;
- option: Profibus DP



## Display terminal

**Basic keypad (standard)**

- LCD backlight, removable
- 2 lines, 6 languages
- Configuration save
- Easy mounting kit (Ø22mm)



For more information and product references visit

[se.com/easyaltivar610](http://se.com/easyaltivar610)

**Altivar610 Drive: Drives for pumps and fans from 0.75 to 160 kW**

Now available upto 460V **NEW**



- Compact size: simplicity of integration and reduction of the size of the enclosures
- Electronic cards with protective coating
- Operation temperature: -10...+60°C
- IP40 protection level on the top of the product
- Typical multi-pump configuration without PLC
- 7 preprogrammed function blocks cover 90% of the pump and fan applications
- Colored control circuit terminals to avoid misuse

ND	kW		Max. continuous current(A)		Reference	Unit MRP [₹]
	ND	HD	ND	HD		
<b>Three phase-Supply Voltage: 380...460V</b>						
4		3	9.3	7.2	ATV610U40N4	On Request
5.5		4	12.7	9.3	ATV610U55N4	On Request
7.5		5.5	15.8	12.7	ATV610U75N4	On Request
11		7.5	23.5	16.5	ATV610D11N4	On Request
15		11	31.7	23.5	ATV610D15N4	On Request
18.5		15	39.2	31.7	ATV610D18N4	On Request
22		18.5	46.3	39.2	ATV610D22N4	On Request
30		22	61.5	46.3	ATV610D30N4	On Request
37		30	74.5	59.6	ATV610D37N4	On Request
45		37	88	74.5	ATV610D45N4	On Request
55		45	106	88	ATV610D55N4	On Request
75		55	145	106	ATV610D75N4	On Request
90		75	173	145	ATV610D90N4	On Request
110		90	211	173	ATV610C11N4	On Request
132		110	250	211	ATV610C13N4	On Request
160		132	302	250	ATV610C16N4	On Request

**Altivar212 Drive: Drives for HVAC, 3-phase asynchronous motors from 0.75 to 75 kW**



- Embedded communication Modbus, Apogee FLN P1, Metasys N2, BacNet
- More Friendly simplicity & comfort with Universal Graphic Keypad
- Low Harmonics Emissions: Low THDI = 30%
- EMC Immunity Protection & Noise reductions
- AHRI Approved

kW	Max. continuous current(A)	Reference	Unit MRP [₹]
<b>Three phase-Supply Voltage: 380...480V</b>			
0.75	2.2	ATV212H075N4	On Request
1.5	3.7	ATV212HU15N4	On Request
2.2	5.1	ATV212HU22N4	On Request
3	7.2	ATV212HU30N4	On Request
4	9.1	ATV212HU40N4	On Request
5.5	12	ATV212HU55N4	On Request
7.5	16	ATV212HU75N4	On Request
11	22.5	ATV212HD11N4	On Request
15	30.5	ATV212HD15N4	On Request
18.5	37	ATV212HD18N4	On Request
22	43.5	ATV212HD22N4	On Request
30	58.5	ATV212HD30N4	On Request
37	79	ATV212HD37N4	On Request
45	94	ATV212HD45N4	On Request
55	116	ATV212HD55N4	On Request
75	160	ATV212HD75N4	On Request

Please contact Customer care center for Stockable and Non stockable status of references.

NORMAL STOCK ITEMS

W.E.F. January 25, 2022

Machine Drives

Altivar320 drive: Drives for synchronous and asynchronous motors from 0.18 to 15 kW (0.25 to 20 Hp)



- Cost Saving: Optimized Space and Time
- Solution Oriented: ATV Logic, Ready for automation integration
- Ambient temperature: 50deg C w/o deration
- Safety embedded as standard (STO SIL3)
- Possibility to connect a graphic terminal as option (Basic & Advanced)
- Modbus & Can Open as standard
- Protection against harsh environment 3C3 class

kW	Max. continuous current(A)	Reference	Unit MRP [₹]
<b>Single phase-Supply Voltage: 200...240V</b>			
0.18	1.5	ATV320U02M2C	On Request
0.37	3.3	ATV320U04M2C	On Request
0.55	3.7	ATV320U06M2C	On Request
0.75	4.8	ATV320U07M2C	On Request
1.1	6.9	ATV320U11M2C	On Request
1.5	8	ATV320U15M2C	On Request
2.2	11	ATV320U22M2C	On Request
<b>Three phase-Supply Voltage: 200...240V</b>			
1.5	8	ATV320U15M3C	On Request
4	17.5	ATV320U40M3C	On Request
5.5	27.5	ATV320U55M3C	On Request
7.5	33	ATV320U75M3C	On Request
11	54	ATV320D11M3C	On Request
15	66	ATV320D15M3C	On Request
<b>Three phase-Supply Voltage: 380...500V (COMPACT)</b>			
0.37	1.5	ATV320U04N4C	On Request
0.55	1.9	ATV320U06N4C	On Request
0.75	2.3	ATV320U07N4C	On Request
1.1	3	ATV320U11N4C	On Request
1.5	4.1	ATV320U15N4C	On Request
2.2	5.5	ATV320U22N4C	On Request
3	7.1	ATV320U30N4C	On Request
4	9.5	ATV320U40N4C	On Request
5.5	14.3	ATV320U55N4C	On Request
7.5	17	ATV320U75N4C	On Request
11	27.7	ATV320D11N4C	On Request
15	33	ATV320D15N4C	On Request
<b>Three phase-Supply Voltage: 380...500V (BOOK)</b>			
0.4	1.5	ATV320U04N4B	On Request
0.6	1.9	ATV320U06N4B	On Request
0.8	2.3	ATV320U07N4B	On Request
1.1	3	ATV320U11N4B	On Request
1.5	4.1	ATV320U15N4B	On Request
2.2	5.5	ATV320U22N4B	On Request
3	7.1	ATV320U30N4B	On Request
4	9.5	ATV320U40N4B	On Request
5.5	14.3	ATV320U55N4B	On Request
7.5	17	ATV320U75N4B	On Request
11	27.7	ATV320D11N4B	On Request
15	33	ATV320D15N4B	On Request
<b>Three phase-Supply Voltage: 380...500V, IP66</b>			
0.37	1.5	ATV320U04N4W*	On Request
0.55	1.9	ATV320U06N4W*	On Request
0.75	2.3	ATV320U07N4W*	On Request
1.1	3	ATV320U11N4W*	On Request
1.5	4.1	ATV320U15N4W*	On Request
2.2	5.5	ATV320U22N4W*	On Request
3	7.1	ATV320U30N4W*	On Request
4	9.5	ATV320U40N4W*	On Request
5.5	14.3	ATV320U55N4W*	On Request
7.5	17	ATV320U75N4W*	On Request

Note: References ending with B are BOOK type & Reference ending with C are COMPACT type. References ending with N4W\* are IP66.

Please contact Customer care center for Stockable and Non stockable status of references.

NORMAL STOCK ITEMS

W.E.F. January 25, 2022





# Altivar The next SMART manufacturing era

Altivar Machine ATV340, innovative  
variable speed drives for high-performance machines



The Altivar™ Machine ATV340\* drive is robust for high overloads, offering safety, various communication protocols, and cutting-edge motor control solution for machine builders.

Traditional machine design is challenged by the smart manufacturing approach. Changing times require innovative features such as the native Ethernet based - Fast Device Replacement. It gives machine operators a seamless service approach. The embedded encoder is compatible with asynchronous and synchronous motors in closed-loop control applications and the load-sharing master/slave configuration makes ATV340 a SMART manufacturing success.

\* From 1 HP to 100 HP in heavy duty with 3-phase supply voltage from 380 to 480 V.

# High performance in material handling, material working and hoisting

The ATV340 improves the capabilities and availability of high-performance machines while reducing build costs thanks to:

- Superior machine performance. With a maximum torque availability of 1.8 In and optimized speed bandwidth of up to 400 Hz, the ATV 340 is ideal for dynamic applications with rapid acceleration. Its frequency inverters can handle high overloads in demanding applications up to 220% nominal torque.
- Faster reaction time. A combination of fast application reaction time with a minimum 1 ms task cycle and Ethernet connectivity maximizes your machine's throughput.
- Simplified machine engineering. Built-in multiprotocol (Ethernet, Modbus, SERCOS) a variety of interfaces, an embedded encoder and integrated application functions offer maximum flexibility in design. Remote monitoring via the embedded web server enables predictive maintenance. EcoStruxure™ Machine & FDR allow faulty device replacement service with short time machine recovery.
- Reduced design time. Complete project replication is possible with one-button auto-tuning for motor identification and supports efficient machine commissioning and production. Additionally, ready-to-use Tested, Validated, and Documented Architectures (TDVAs) and SoMachine software facilitate seamless automation integration.
- Comprehensive functional safety and cyber security. With embedded STO (SIL3) and a full range of safety functions (SS1, SLS, SMS, SBC, GDL), the ATV340 is compliant with machine related safety standards EN ISO 13849-1 and EN 62061. The ATV340 also has Achilles level 2 cyber- security certification to protect people and assets while ensuring continuity of service.
- Robust. In harsh environments with high levels of dust and vibration and operating temperatures up to 60°C. Due to high IGBT and thermal dissipation efficiency, it allows additional 40% of rated current taking motor power to 130kW under normal duty operation.

220%  
Nominal torque


1 ms  
Application cycle time



Modular and Ethernet version with different application approach



Optional Safety card offers for high-end safety functions  
Safe Stop 1 (SS1)  
Safe Limited Speed (SLS)  
Safe Maximum Speed (SMS)  
Safe Brake Control (SBC)  
Guard Door Lock (GDL)



High power Safety solution (up to 75kW), Safety card and additional module support

For more information and product references visit

**Altivar340 drive: Drives with innovative variable speed drives for high-performance machines upto 75kW**



- Reduced requirement for additional devices thanks to rich interfaces, I/Os, and PTIs/PTOs, and an embedded encoder
- 5 DI +2 (DI/DO);2 RO ;2 AI ;1 AO
- 30kW...75kW : 8 DI ;1DO ;3RO ;3AI ;2AO
- DC choke inbuilt from 30kW and above
- Heavy duty 150%In for 60sec & 180%In for 2sec
- Embedded STO SIL3
- On board A/B/I & SinCos 1Vpp encoder
- Chemical class for harsh environment 3C3
- High-speed native multi-Ethernet connectivity – real-time communication
- 1 ms application cycle time

ATV340 Modular Drive: Power & Supply Voltage: 0.75 – 22 kW & 400/480 V three phase

ATV340 Ethernet Drive(ATV340\*\*\*N4E): Power & Supply Voltage: 0.75 – 75 kW & 400/480 V three phase

ND	kW		Max. continuous current (A)		Reference	Unit MRP [₹]
	HD	ND	HD	ND		
<b>Three phase-Supply Voltage: 380...480V (Modular)</b>						
1.1	0.75	2.8	2.2	2.8	ATV340U07N4	On Request
2.2	1.5	5.6	4	5.6	ATV340U15N4	On Request
3	2.2	7.2	5.6	7.2	ATV340U22N4	On Request
4	3	9.3	7.2	9.3	ATV340U30N4	On Request
5.5	4	12.7	9.3	12.7	ATV340U40N4	On Request
7.5	5.5	16.5	12.7	16.5	ATV340U55N4	On Request
11	7.5	24	16.5	24	ATV340U75N4	On Request
15	11	32	24	32	ATV340D11N4	On Request
18.5	15	39	32	39	ATV340D15N4	On Request
22	18.5	46	39	46	ATV340D18N4	On Request
30	22	62	46	62	ATV340D22N4	On Request
<b>Three phase-Supply Voltage: 380...480V (With Ethernet)</b>						
1.1	0.75	2.8	2.2	2.8	ATV340U07N4E	On Request
2.2	1.5	5.6	4	5.6	ATV340U15N4E	On Request
3	2.2	7.2	5.6	7.2	ATV340U22N4E	On Request
4	3	9.3	7.2	9.3	ATV340U30N4E	On Request
5.5	4	12.7	9.3	12.7	ATV340U40N4E	On Request
8	5.5	16.5	12.7	16.5	ATV340U55N4E	On Request
11	8	24	16.5	24	ATV340U75N4E	On Request
15	11	32	24	32	ATV340D11N4E	On Request
18.5	15	39	32	39	ATV340D15N4E	On Request
22	18.5	46	39	46	ATV340D18N4E	On Request
30	22	62	46	62	ATV340D22N4E	On Request
37	30	74.5	61.5	74.5	ATV340D30N4E	On Request
45	37	88	74.5	88	ATV340D37N4E	On Request
55	45	106	88	106	ATV340D45N4E	On Request
75	55	145	106	145	ATV340D55N4E	On Request
90	75	173	145	173	ATV340D75N4E	On Request

\*ATV340 display is optional - VW3A1113

Please contact Customer care center for Stockable and Non stockable status of references.

NORMAL STOCK ITEMS

W.E.F. January 25, 2022

# Altivar Process Drives for industrial utility applications

Altivar process drives deliver added-value services to enable business and process optimization through improved life cycle asset management and optimized energy consumption. Designed to assist OEMs, system integrators, and industrial process owners, Altivar process drives improve process performance by enabling full information and operational technology convergence. Embedded PlantStruxure™ and Foxboro™ Evo architectures simplify system integration.



Water applications

- Booster pumps
- Lift station pumps
- Desalination pumps
- Water supply pumps
- Water suction pumps
- Progressing cavity pumps
- Influent and effluent pumps
- Secondary clean water pumps



Oil & Gas applications

- Rod pumps
- Feed pumps
- Pipeline, booster, and unloading pumps
- Water injection pumps
- Reciprocating and centrifugal compressors
- Progressing cavity pumps
- Electric submersible pumps



Mining & Metals applications

- Rod pumps
- Feed pumps
- Pipeline, booster, and unloading pumps
- Water injection pumps
- Reciprocating and centrifugal compressors
- Progressing cavity pumps
- Electric submersible pumps





	Altivar 630	Altivar 650	Altivar 930	Altivar 950
<b>Voltage</b>	480	480	480	480
<b>kW</b>	0.75 – 315 kW	0.75 – 90 kW	0.75 – 315 kW	0.75 – 90 kW
<b>Enclosure</b>	UL Type 1 Heatsink kit option: 125 – 250 hp	UL Type 12	UL Type 1 Heatsink kit option: 125 – 250 hp	UL Type 12
<b>Application functions</b>	Multi-pump control, > 30 pump functions, fans, and simple material handling	Multi-pump control, > 30 pump functions, fans, and simple material handling	Load share, master slave, safety inputs, dynamic braking	Master slave, safety inputs, dynamic braking
<b>Performance</b>	Normal or heavy duty	Normal or heavy duty	High-torque capacity encoder options, dual Ethernet ports	High-torque capacity encoder options, dual Ethernet ports

## Altivar Process ATV630 : Variable Speed IIOT Drive dedicated to process

Industry and Utilities (Pump & Fan) from 0.75 kW to 315 kW.



- Alfa-numeric and graphical display to monitor trends and values
- Inbuilt features dedicated for Pump eg. Pump Curves, Pipe fill, Anti Jam, Pipe cleaning etc
- Calculative power consumption with respect to flow (kwh/m<sup>3</sup>)
- VFD designed for 50 deg C without derating.
- In Built choke & EMC Filter
- Integrated Modbus & Modbus TCP/IP (Ethernet)
- Web server inbuilt
- Ethernet & Modbus in Built
- QR code feature in built to get documents access on line and register service request directly from QR code.



ND	kW		Max. continuous current (A)		Reference	Unit MRP [₹]
	HD	ND	HD	ND		
<b>Three phase-Supply Voltage:380...480V (IP21)</b>						
0.75	0.37	2.2	1.5	ATV630U07N4	On Request	
1.5	0.75	4	2.2	ATV630U15N4	On Request	
2.2	1.5	5.6	4	ATV630U22N4	On Request	
3	2.2	7.2	5.6	ATV630U30N4	On Request	
4	3	9.3	7.2	ATV630U40N4	On Request	
5.5	4	12.7	9.3	ATV630U55N4	On Request	
7.5	5.5	16.5	12.7	ATV630U75N4	On Request	
11	7.5	23.5	16.5	ATV630D11N4	On Request	
15	11	31.7	23.5	ATV630D15N4	On Request	
18.5	15	39.2	31.7	ATV630D18N4	On Request	
22	18.5	46.3	39.2	ATV630D22N4	On Request	
30	22	61.5	46.3	ATV630D30N4	On Request	
37	30	74.5	61.5	ATV630D37N4	On Request	
45	37	88	74.5	ATV630D45N4	On Request	
55	45	106	88	ATV630D55N4	On Request	
75	55	145	106	ATV630D75N4	On Request	
90	75	173	145	ATV630D90N4	On Request	
110	90	211	173	ATV630C11N4	On Request	
132	110	250	211	ATV630C13N4	On Request	
160	132	302	250	ATV630C16N4	On Request	
220	160	427	302	ATV630C22N4	On Request	
250	220	481	387	ATV630C25N4	On Request	
315	250	616	481	ATV630C31N4	On Request	
<b>Three phase-Supply Voltage: 380...480V (IP55)</b>						
0.75	0.37	2.2	1.5	ATV650U07N4	On Request	
1.5	0.75	4	2.2	ATV650U15N4	On Request	
2.2	1.5	5.6	4	ATV650U22N4	On Request	
3	2.2	7.2	5.6	ATV650U30N4	On Request	
4	3	9.3	7.2	ATV650U40N4	On Request	
5.5	4	12.7	9.3	ATV650U55N4	On Request	
7.5	5.5	16.5	12.7	ATV650U75N4	On Request	
11	7.5	23.5	16.5	ATV650D11N4	On Request	
15	11	31.7	23.5	ATV650D15N4	On Request	
18.5	15	39.2	31.7	ATV650D18N4	On Request	
22	18.5	46.3	39.2	ATV650D22N4	On Request	
30	22	61.5	46.3	ATV650D30N4	On Request	
37	30	74.5	61.5	ATV650D37N4	On Request	
45	37	88	74.5	ATV650D45N4	On Request	
55	45	106	88	ATV650D55N4	On Request	
75	55	145	106	ATV650D75N4	On Request	
90	75	173	145	ATV650D90N4	On Request	

N4Z without display, VW3A1111 advance display to be ordered separately

Please contact Customer care center for Stockable and Non stockable status of references.

NORMAL STOCK ITEMS

W.E.F. January 25, 2022

## Altivar Process ATV930: Variable speed drives dedicated to constant torque application with excellent motor control and connectivity capabilities (0.75kW to 315kW)



- Alfa-numeric and graphical display to monitor trends and values.
- Calculative power consumption with respect to flow (kwh/m<sup>3</sup>).
- VFD designed for 50 deg C without derating.
- In Built choke & EMC Filter
- Integrated Modbus & dual Ethernet port
- Web server in built
- Macro configuration of hoisting & conveyor are available
- Ethernet & Modbus in Built
- QR code feature in built to get documents access on line and register service request directly from QR code.



ND	kW		Max. continuous current (A)		Reference	Unit MRP [₹]
	ND	HD	ND	HD		
<b>Three phase-Supply Voltage: 380...480V (IP21)</b>						
0.75		0.37	2.2	1.5	ATV930U07N4	On Request
1.5		0.75	4	2.2	ATV930U15N4	On Request
2.2		0.75	5.6	4	ATV930U22N4	On Request
3		1.5	7.2	5.6	ATV930U30N4	On Request
4		2.2	9.3	7.2	ATV930U40N4	On Request
5.5		3	12.7	9.3	ATV930U55N4	On Request
7.5		4	16.5	12.7	ATV930U75N4	On Request
11		5.5	23.5	16.5	ATV930D11N4	On Request
15		7.5	31.7	23.5	ATV930D15N4	On Request
18.5		15	39.2	31.7	ATV930D18N4	On Request
22		18.5	46.3	39.2	ATV930D22N4	On Request
30		22	61.5	46.3	ATV930D30N4	On Request
37		30	74.5	61.5	ATV930D37N4	On Request
45		37	88	74.5	ATV930D45N4	On Request
55		45	106	88	ATV930D55N4C*	On Request
55		45	106	88	ATV930D55N4	On Request
75		55	145	106	ATV930D75N4C*	On Request
75		55	145	106	ATV930D75N4	On Request
90		75	173	145	ATV930D90N4C*	On Request
90		75	173	145	ATV930D90N4	On Request
110		90	211	173	ATV930C11N4C*	On Request
110		90	211	173	ATV930C11N4	On Request
132		110	250	211	ATV930C13N4C*	On Request
132		110	250	211	ATV930C13N4	On Request
160		132	302	250	ATV930C16N4C*	On Request
160		132	302	250	ATV930C16N4	On Request
220		160	427	302	ATV930C22N4C*	On Request
220		160	427	302	ATV930C22N4	On Request
250		200	481	387	ATV930C25N4C*	On Request
315		250	616	481	ATV930C31N4C*	On Request
<b>Three phase-Supply Voltage: 380...480V (IP55)</b>						
0.75		0.37	2.2	1.5	ATV950U07N4	On Request
1.5		0.75	4	2.2	ATV950U15N4	On Request
2.2		0.75	5.6	4	ATV950U22N4	On Request
3		1.5	7.2	5.6	ATV950U30N4	On Request
4		2.2	9.3	7.2	ATV950U40N4	On Request
5.5		3	12.7	9.3	ATV950U55N4	On Request
7.5		4	16.5	12.7	ATV950U75N4	On Request
11		5.5	23.5	16.5	ATV950D11N4	On Request
15		7.5	31.7	23.5	ATV950D15N4	On Request
18.5		15	39.2	31.7	ATV950D18N4	On Request
22		18.5	46.3	39.2	ATV950D22N4	On Request
30		22	61.5	46.3	ATV950D30N4	On Request
37		30	74.5	61.5	ATV950D37N4	On Request
45		37	88	74.5	ATV950D45N4	On Request
55		45	106	88	ATV950D55N4	On Request
75		55	145	106	ATV950D75N4	On Request
90		75	173	145	ATV950D90N4	On Request

\*Reference ending with 'C' is without braking unit  
N4Z without display, VW3A1111 advance display to be ordered separately

Please contact Customer care center for Stockable and Non stockable status of references.

NORMAL STOCK ITEMS

W.E.F. January 25, 2022



## Reduce mechanical stress on your machines

Altistart 01  
Altistart 22  
Altistart 48

Complete range of soft starters from 0.37 kW (3 Amps)  
to 900 kW (1200 Amps)



# Altistart range: soft starters designed for your machines

## Small and simple



The best partner for simple machines from 0.37 to 15 kW

## Altistart 01 - small footprint and high soft start value

- Designed for 1-phase and 3-phase AC motors and simple machines
- Minimum dimensions (22.5 mm/45 mm width)
- Quick and easy set-up
- Suppression of torque surges at startup
- Limitation of current peaks
- Suppression of voltage drops
- Side-by-side mounting

## All-in-one device



Covers most light-duty industrial applications from 4 to 400 kW

## Altistart 22 - compact soft start/soft stop unit with integrated by-pass

- Designed for 3-phase AC motors and standard applications
- True 3-phase control
- Integrated by-pass contactor for compact design, reduced wiring time, low heat dissipation
- Voltage and torque control to manage soft start/soft stop
- Complete motor/starter/application protection
- Integrated modbus communication
- Type 1 coordination
- User-friendly human machine interface (HMI)

## High performance with TCS concept



Dedicated to heavy-duty industrial applications from 4 to 900 kW

## Altistart 48 - high-performance soft starter

- Designed for 3-phase AC motors and harsh applications (starting time >30s)
- Patented torque control system (TCS) to manage soft start and dynamic breaking
- Motor thermal protection and motor preheating function
- Machine under- and overload protection
- Cascaded starting and deceleration of a number of motors
- Integrated modbus communication and other gateway solutions
- Type 2 coordination
- Large number of configurable I/O
- Automatic restart
- Plug-and-play factory setting



Soft Starter

ATS01 Soft Start – Soft Stop Unit (For Simple Machines)



[Us] Rated Supply Voltage	Network Number of Phases	Motor Power kW	Starting Time	[Ie] Rated Operational Current (A)	Reference	Unit MRP [₹]
380....415V 50.....60Hz	3	1.5kW/2.2kW/3kW	adjustable from 1 to 10s	6	ATS01N206QN	On Request
		4kW	adjustable from 1 to 10s	9	ATS01N209QN	On Request
		5.5kW	adjustable from 1 to 10s	12	ATS01N212QN	On Request
		7.5kW/11kW	adjustable from 1 to 10s	22	ATS01N222QN	On Request
		15kW	adjustable from 1 to 10s	32	ATS01N232QN	On Request

ATS22 Soft Starter: Soft Starter for Utilities i.e. Pump & fan



- Embedded shorting contactor
- Size reduction: average of 25% less compare to ATS48 alone (without additional by-pass)
- Full starter and motor protections
- True three phases control
- Modbus in Built

kW (400 V)	Nominal Current (Amps)	Reference	Unit MRP [₹]
<b>Three phase-Supply Voltage: 230V...440V</b>			
7.5	17	ATS22D17Q	On Request
15	32	ATS22D32Q	On Request
22	47	ATS22D47Q	On Request
30	62	ATS22D62Q	On Request
37	75	ATS22D75Q	On Request
45	88	ATS22D88Q	On Request
55	110	ATS22C11Q	On Request
75	140	ATS22C14Q	On Request
90	170	ATS22C17Q	On Request
110	210	ATS22C21Q	On Request
132	250	ATS22C25Q	On Request
160	320	ATS22C32Q	On Request
220	410	ATS22C41Q	On Request
250	480	ATS22C48Q	On Request
315	590	ATS22C59Q	On Request

Please contact Customer care center for Stockable and Non stockable status of references.

NORMAL STOCK ITEMS

W.E.F. January 25, 2022

**ATS48 Soft start-soft stop units for 3-phase asynchronous motors  
from 4 to 1200 kW**



- Thermal protection of the motor
- Protection of the machine: under load and overload with adjustable threshold and times, locked rotor, control of the direction of rotation
- Control of starter bypass contactor to prevent heat dissipation
- Numerous configurable inputs/outputs
- Modbus Integrated

Altistart 48 offers you the benefits of its patented Torque Control System (TCS). Ready for immediate start-up, with simplified wiring and extended communication functions, it can be integrated at the heart of your applications in complete simplicity

For STD Application kW (400V)	For Severe Application kW (400V)	For STD Application Nominal Current (Amps)	For Severe Application Nominal Current (Amps)	Reference	Unit MRP [₹]
<b>Three phase-Supply Voltage: 230V...415V</b>					
7.5	5.5	17	12	ATS48D17Q	On Request
11	7.5	22	17	ATS48D22Q	On Request
15	11	32	22	ATS48D32Q	On Request
19	15	38	32	ATS48D38Q	On Request
22	18.5	47	38	ATS48D47Q	On Request
30	22	62	47	ATS48D62Q	On Request
37	30	75	62	ATS48D75Q	On Request
45	37	88	75	ATS48D88Q	On Request
55	45	110	88	ATS48C11Q	On Request
75	55	140	110	ATS48C14Q	On Request
90	75	170	140	ATS48C17Q	On Request
110	90	210	170	ATS48C21Q	On Request
132	110	250	210	ATS48C25Q	On Request
160	132	320	250	ATS48C32Q	On Request
220	160	410	320	ATS48C41Q	On Request
250	220	480	410	ATS48C48Q	On Request
315	250	590	480	ATS48C59Q	On Request
355	315	660	590	ATS48C66Q	On Request
400	355	790	660	ATS48C79Q	On Request
500	400	1000	790	ATS48M10Q	On Request
630	500	1200	1000	ATS48M12Q	On Request

Please contact Customer care center for Stockable and Non stockable status of references.

NORMAL STOCK ITEMS

W.E.F. January 25, 2022



- 10 A relays with 1 C/O contact and 5 A relays with 2 C/O contacts.
- Sockets with separate contact terminals, screw connector connection and built-in plastic maintaining clamp, 35mm DIN rail mounting and Panel mounting.
- Optional modules for additional protection

### RXG Interface Relays

**NEW**

Product description	Reference	Unit MRP [₹]
1CO 10A Relay +LTB-LED 48VAC	RXG11E7	695
1CO 10A Relay +LTB-LED 120VAC	RXG11F7	735
1CO 10A Relay +LTB-LED 220VAC	RXG11M7	708
1CO 10A Relay +LTB-LED 230VAC	RXG11P7	694
1CO 10A Relay +LTB-LED 6VDC	RXG11RD	561
1CO 10A Relay +LTB-LED 12VDC	RXG11JD	561
1CO 10A Relay +LTB-LED 24VDC	RXG11BD	558
1CO 10A Relay +LTB-LED 48VDC	RXG11ED	561
1CO 10A Relay +LTB-LED 60VDC	RXG11ND	561
1CO 10A Relay +LTB-LED 110VDC	RXG11FD	561
1CO 10A Relay +LTB+LED 24VAC	RXG12B7	755
1CO 10A Relay +LTB+LED 48VAC	RXG12E7	755
1CO 10A Relay +LTB+LED 120VAC	RXG12F7	755
1CO 10A Relay +LTB+LED 220VAC	RXG12M7	755
1CO 10A Relay +LTB+LED 230VAC	RXG12P7	755
1CO 10A Relay +LTB+LED 6VDC	RXG12RD	617
1CO 10A Relay +LTB+LED 12VDC	RXG12JD	617
1CO 10A Relay +LTB+LED 24VDC	RXG12BD	629
1CO 10A Relay +LTB+LED 60VDC	RXG12ND	617
1CO 10A Relay +LTB+LED 110VDC	RXG12FD	617
1CO 10A Relay-LTB+LED 48VAC	RXG13E7	726
1CO 10A Relay-LTB+LED 220VAC	RXG13M7	726
1CO 10A Relay-LTB+LED 230VAC	RXG13P7	739
1CO 10A Relay-LTB+LED 6VDC	RXG13RD	586
1CO 10A Relay-LTB+LED 24VDC	RXG13BD	586
1CO 10A Relay-LTB+LED 48VDC	RXG13ED	586
1CO 10A Relay-LTB+LED 60VDC	RXG13ND	586
1CO 10A Relay-LTB+LED 110VDC	RXG13FD	586
1CO 10A Relay Clear 24VAC	RXG15B7	629
1CO 10A Relay Clear 48VAC	RXG15E7	629
1CO 10A Relay Clear 120VAC	RXG15F7	629
1CO 10A Relay Clear 220VAC	RXG15M7	629
1CO 10A Relay Clear 230VAC	RXG15P7	629
1CO 10A Relay Clear 6VDC	RXG15RD	490
1CO 10A Relay Clear 12VDC	RXG15JD	517
1CO 10A Relay Clear 24VDC	RXG15BD	528
1CO 10A Relay Clear 48VDC	RXG15ED	490
1CO 10A Relay Clear 60VDC	RXG15ND	490
1CO 10A Relay Clear 110VDC	RXG15FD	490
2CO 5A Relay +LTB-LED 24VAC	RXG21B7	748
2CO 5A Relay +LTB-LED 120VAC	RXG21F7	762
2CO 5A Relay +LTB-LED 220VAC	RXG21M7	820

Please contact Customer care center for Stockable and Non stockable status of references.

NORMAL STOCK ITEMS

W.E.F. January 25, 2022



- 10 A relays with 1 C/O contact and 5 A relays with 2 C/O contacts.
- Sockets with separate contact terminals, screw connector connection and built-in plastic maintaining clamp, 35mm DIN rail mounting and Panel mounting.
- Optional modules for additional protection

## RXG Interface Relays NEW

Product description	Reference	Unit MRP [₹]
2CO 5A Relay +LTB-LED 230VAC	RXG21P7	748
2CO 5A Relay +LTB-LED 6VDC	RXG21RD	628
2CO 5A Relay +LTB-LED 12VDC	RXG21JD	639
2CO 5A Relay +LTB-LED 24VDC	RXG21BD	628
2CO 5A Relay +LTB-LED 48VDC	RXG21ED	628
2CO 5A Relay +LTB-LED 60VDC	RXG21ND	628
2CO 5A Relay +LTB-LED 110VDC	RXG21FD	639
2CO 5A Relay +LTB+LED 24VAC	RXG22B7	840
2CO 5A Relay +LTB+LED 48VAC	RXG22E7	824
2CO 5A Relay +LTB+LED 120VAC	RXG22F7	840
2CO 5A Relay +LTB+LED 220VAC	RXG22M7	824
2CO 5A Relay +LTB+LED 230VAC	RXG22P7	840
2CO 5A Relay +LTB+LED 6VDC	RXG22RD	685
2CO 5A Relay +LTB+LED 12VDC	RXG22JD	685
2CO 5A Relay +LTB+LED 24VDC	RXG22BD	699
2CO 5A Relay +LTB+LED 48VDC	RXG22ED	724
2CO 5A Relay +LTB+LED 60VDC	RXG22ND	685
2CO 5A Relay +LTB+LED 110VDC	RXG22FD	685
2CO 5A Relay-LTB+LED 24VAC	RXG23B7	793
2CO 5A Relay-LTB+LED 48VAC	RXG23E7	793
2CO 5A Relay-LTB+LED 120VAC	RXG23F7	793
2CO 5A Relay-LTB+LED 220VAC	RXG23M7	793
2CO 5A Relay-LTB+LED 230VAC	RXG23P7	807
2CO 5A Relay-LTB+LED 6VDC	RXG23RD	655
2CO 5A Relay-LTB+LED 12VDC	RXG23JD	655
2CO 5A Relay-LTB+LED 24VDC	RXG23BD	655
2CO 5A Relay-LTB+LED 48VDC	RXG23ED	655
2CO 5A Relay-LTB+LED 60VDC	RXG23ND	655
2CO 5A Relay-LTB+LED 110VDC	RXG23FD	655
2CO 5A Relay Clear 48VAC	RXG25E7	695
2CO 5A Relay Clear 220VAC	RXG25M7	735
2CO 5A Relay Clear 230VAC	RXG25P7	695
2CO 5A Relay Clear 6VDC	RXG25RD	557
2CO 5A Relay Clear 12VDC	RXG25JD	557
2CO 5A Relay Clear 24VDC	RXG25BD	567
2CO 5A Relay Clear 48VDC	RXG25ED	557
2CO 5A Relay Clear 60VDC	RXG25ND	557
2CO 5A Relay Clear 110VDC	RXG25FD	557
<b>Accessories</b>		
1CO Separate terminal socket with clamp	RGZE1S35M	352
2CO Separate terminal socket with clamp	RGZE1S48M	389

Please contact Customer care center for Stockable and Non stockable status of references.

NORMAL STOCK ITEMS

W.E.F. January 25, 2022

## RXM Miniature Relays

Control Circuit Voltage	Reference	Unit MRP [₹]
<b>Without Lockable Test Button without LED</b>		
<b>2 C/O - 5 AMPS</b>		
24 V DC	RXM2LB1BD	423
48 V DC	RXM2LB1ED	480
24 V AC	RXM2LB1B7	442
120 V AC	RXM2LB1F7	442
230 V AC	RXM2LB1P7	433
<b>4 C/O - 3 AMPS</b>		
24 V DC	RXM4LB1BD	488
48 V DC	RXM4LB1ED	562
24 V AC	RXM4LB1B7	536
230 V AC	RXM4LB1P7	488
<b>Without Lockable Test Button with LED</b>		
<b>2 C/O - 5 AMPS</b>		
12 V DC	RXM2LB2JD	488
24 V DC	RXM2LB2BD <input checked="" type="checkbox"/>	455
48 V DC	RXM2LB2ED	488
24 V AC	RXM2LB2B7	488
120 V AC	RXM2LB2F7	488
230 V AC	RXM2LB2P7 <input checked="" type="checkbox"/>	455
36 V DC	RXM2LB2CD	504
110 V DC	RXM2LB2FD	488
<b>4 C/O - 3 AMPS</b>		
12 V DC	RXM4LB2JD	550
24 V DC	RXM4LB2BD <input checked="" type="checkbox"/>	515
48 V DC	RXM4LB2ED	550
24 V AC	RXM4LB2B7	550
120 V AC	RXM4LB2F7	550
230 V AC	RXM4LB2P7 <input checked="" type="checkbox"/>	515
110 V DC	RXM4LB2FD	550

## Accessories

Description	Reference	Unit MRP [₹]
<b>Sockets</b>		
Sockets - mixed-screw clamp - relay type RXM2 (without lockable test button)	RXZE1M2C <input checked="" type="checkbox"/>	212
Sockets - mixed-screw clamp - relay type RXM2/RXM4 (without lockable test button)	RXZE1M4C <input checked="" type="checkbox"/>	270

Please contact Customer care center for Stockable and Non stockable status of references.

NORMAL STOCK ITEMS

W.E.F. January 25, 2022

## RXM\*NB Miniature Relays

Control Circuit Voltage	Reference	Unit MRP [₹]
<b>Miniature Relays without Lockable Test-Button, with LED</b>		
<b>2 Change Over - 10 AMPS Contact Rating</b>		
12 V DC	RXM2NB3JD	532
24 V DC	RXM2NB3BD	482
24 V AC	RXM2NB3B7	532
<b>4 Change Over - 5 AMPS Contact Rating</b>		
110 V DC	RXM4NB3FD	607
220 V DC	RXM4NB3MD	709
24 V AC	RXM4NB3B7	607
230 V AC	RXM4NB3P7	568

## RXZ Miniature Relay Socket

Description	Reference	Unit MRP [₹]
<b>Accessories</b>		
<b>Sockets</b>		
socket for miniature relay - for RXM2N - with mixed contacts - screw clamp	RXZE2M2N	227
socket for miniature relay - for RXM4N - with mixed contacts - screw clamp	RXZE2M4N	258

Please contact Customer care center for Stockable and Non stockable status of references.

NORMAL STOCK ITEMS

W.E.F. January 25, 2022

## RXM Miniature Relays

Control Circuit Voltage	Reference	Unit MRP [₹]
<b>Without LED</b>		
<b>2 Change Over - 12 AMPS Contact Rating</b>		
12 V DC	RXM2AB1JD	652
24 V AC	RXM2AB1B7	652
24 V DC	RXM2AB1BD <input checked="" type="checkbox"/>	628
48 V AC	RXM2AB1E7	652
48 V DC	RXM2AB1ED	689
110 V DC	RXM2AB1FD	658
120 V AC	RXM2AB1F7 <input checked="" type="checkbox"/>	652
230 V AC	RXM2AB1P7 <input checked="" type="checkbox"/>	628
<b>3 Change Over - 10 AMPS Contact Rating</b>		
12 V DC	RXM3AB1JD	872
24 V AC	RXM3AB1B7	971
24 V DC	RXM3AB1BD	871
48 V AC	RXM3AB1E7	1094
48 V DC	RXM3AB1ED	1108
120 V AC	RXM3AB1F7	897
230 V AC	RXM3AB1P7	897
<b>4 Change Over - 6 AMPS Contact Rating</b>		
12 V DC	RXM4AB1JD	781
24 V AC	RXM4AB1B7	797
24 V DC	RXM4AB1BD <input checked="" type="checkbox"/>	781
48 V AC	RXM4AB1E7	819
48 V DC	RXM4AB1ED	870
110 V DC	RXM4AB1FD	870
120 V AC	RXM4AB1F7 <input checked="" type="checkbox"/>	797
220 V DC	RXM4AB1MD	870
230 V AC	RXM4AB1P7 <input checked="" type="checkbox"/>	797
240 V AC	RXM4AB1U7	797
<b>With LED</b>		
<b>2 Change Over - 12 AMPS Contact Rating</b>		
12 V DC	RXM2AB2JD	681
24 V AC	RXM2AB2B7	676
24 V DC	RXM2AB2BD <input checked="" type="checkbox"/>	652
48 V AC	RXM2AB2E7	668
48 V DC	RXM2AB2ED	719
110 V DC	RXM2AB2FD	668
120 V AC	RXM2AB2F7 <input checked="" type="checkbox"/>	681
230 V AC	RXM2AB2P7 <input checked="" type="checkbox"/>	652
<b>3 Change Over - 10 AMPS Contact Rating</b>		
12 V DC	RXM3AB2JD	859
24 V AC	RXM3AB2B7	907
24 V DC	RXM3AB2BD	834
48 V DC	RXM3AB2ED	1026
120 V AC	RXM3AB2F7	872
230 V AC	RXM3AB2P7	872
<b>4 Change Over - 6 AMPS Contact Rating</b>		
12 V DC	RXM4AB2JD	911
24 V AC	RXM4AB2B7	928
24 V DC	RXM4AB2BD <input checked="" type="checkbox"/>	865
48 V AC	RXM4AB2E7	928
48 V DC	RXM4AB2ED	911
110 V DC	RXM4AB2FD	911
120 V AC	RXM4AB2F7 <input checked="" type="checkbox"/>	928
125 V DC	RXM4AB2GD	953
230 V AC	RXM4AB2P7 <input checked="" type="checkbox"/>	882

## RXM Miniature Relays

Control Circuit Voltage	Reference	Unit MRP [₹]
<b>With Low Level Contact</b>		
<b>4 Change Over - 3 AMPS Contact Rating</b>		
12 V DC	RXM4GB1JD	922
	RXM4GB2JD	997
	RXM4GB2B7	978
24 V DC	RXM4GB1BD	939
	RXM4GB2BD	951
	RXM4GB1E7	922
48 V AC	RXM4GB2E7	978
	RXM4GB2ED	978
110 V DC	RXM4GB1FD	922
	RXM4GB2FD	978
	RXM4GB2F7	997
230 V AC	RXM4GB2P7	978
	RXM4GB1P7	912
240 V AC	RXM4GB2U7	1005

## RXZ Miniature Relays

Description	Reference	Unit MRP [₹]
<b>Accessories</b>		
<b>Sockets</b>		
Socket for miniature relay - Zelio RXZ - with mixed contacts - connectors	RXZE2M114M <input checked="" type="checkbox"/>	297
Socket for miniature relay - Zelio RXZ - with mixed contacts - screw clamp	RXZE2M114 <input checked="" type="checkbox"/>	331
Socket for miniature relay - Zelio RXZ - with separate contacts - connectors	RXZE2S111M <input checked="" type="checkbox"/>	381
<b>Protection Modules</b>		
<b>Diode</b>		
Socket for miniature relay - Zelio RXZ - with mixed contacts - connectors	RXZE2M114M	297
Socket for miniature relay - Zelio RXZ - with mixed contacts - screw clamp	RXZE2M114	331
Socket for miniature relay - Zelio RXZ - with separate contacts - connectors	RXZE2S111M	381
Protection module - diode - 6..250V DC - for miniature relay socket RXZ	RXM040W	152
<b>RC Circuit</b>		
Protection module - RC circuit - 110..240 AC - for miniature relay socket RXZ	RXM041FU7	166
Protection module - RC circuit - 24..60 AC - for miniature relay socket RXZ	RXM041BN7	166
<b>Varistor</b>		
Protection module -Varistor - 24..60V AC/DC - for miniature relay socket RXZ	RXM021BN	196
Protection module -Varistor - 6..24V AC/DC - for miniature relay socket RXZ	RXM021RB	196
Protection module -Varistor -110..240 AC/DC - for miniature relay socket RXZ	RXM021FP	186
<b>Clips and Legends</b>		
Clip-in legends-for Sockets having separate contact	RXZL420	23
Clip-in legends - for Zelio relay - set of 10	RXZL520	295
Metal maintaining clamp - for miniature relay socket RXZ	RXZ400	54
Mounting adaptor for DIN rail - for miniature relay socket RXZ	RXZE2DA	83
Mounting adaptor with fixing lugs for panel - for miniature relay socket RXZ	RXZE2FA	83
Plastic maintaining clamp - for miniature relay socket RXZ	RXZR335	52

Please contact Customer care center for Stockable and Non stockable status of references.

NORMAL STOCK ITEMS

W.E.F. January 25, 2022

## RPM Power Relays

Control Circuit Voltage	Reference	Unit MRP [₹]
<b>Without LED</b>		
<b>1 Change Over - 15 AMPS Contact Rating</b>		
12 V DC	RPM11JD	1234
24 V AC	RPM11B7	1234
24 V DC	RPM11BD	1226
48 V AC	RPM11E7	1745
48 V DC	RPM11ED	1234
110 V DC	RPM11FD	1234
120 V AC	RPM11F7	1496
230 V AC	RPM11P7	1363
<b>2 Change Over - 15 AMPS Contact Rating</b>		
12 V DC	RPM21JD	1347
24 V AC	RPM21B7	1275
24 V DC	RPM21BD	1239
48 V AC	RPM21E7	1275
120 V AC	RPM21F7	1496
230 V AC	RPM21P7	1275
<b>3 Change Over - 15 AMPS Contact Rating</b>		
12 V DC	RPM31JD	1319
24 V AC	RPM31B7	1381
48 V AC	RPM31E7	1867
48 V DC	RPM31ED	1867
110 V DC	RPM31FD	1393
120 V AC	RPM31F7	1556
<b>4 Change Over - 15 AMPS Contact Rating</b>		
12 V DC	RPM41JD	1381
24 V AC	RPM41B7	1381
24 V DC	RPM41BD	1377
48 V AC	RPM41E7	1381
120 V AC	RPM41F7	1583
230 V AC	RPM41P7	1381
<b>With LED</b>		
<b>1 Change Over - 15 AMPS Contact Rating</b>		
12 V DC	RPM12JD	1302
24 V AC	RPM12B7	1302
24 V DC	RPM12BD	873
48 V AC	RPM12E7	1302
48 V DC	RPM12ED	1302
110 V DC	RPM12FD	1302
120 V AC	RPM12F7	1556
230 V AC	RPM12P7	1418
<b>2 Change Over - 15 AMPS Contact Rating</b>		
12 V DC	RPM22JD	1319
24 V AC	RPM22B7	1319
24 V DC	RPM22BD	1158
48 V AC	RPM22E7	1319
110 V DC	RPM22FD	1319
120 V AC	RPM22F7	1556
230 V AC	RPM22P7	1305

## RPM Power Relays

Control Circuit Voltage	Reference	Unit MRP [₹]
<b>3 Change Over - 15 AMPS Contact Rating</b>		
24 V AC	RPM32B7	1342
24 V DC	RPM32BD	1474
48 V AC	RPM32E7	1342
48 V DC	RPM32ED	1342
110 V DC	RPM32FD	1342
120 V AC	RPM32F7	1583
230 V AC	RPM32P7	1503
<b>4 Change Over - 15 AMPS Contact Rating</b>		
24 V AC	RPM42B7	1401
24 V DC	RPM42BD	1417
48 V AC	RPM42E7	1465
48 V DC	RPM42ED	1512
120 V AC	RPM42F7	1574
230 V AC	RPM42P7	1392

## RPZ Power Relays

Description	Reference	Unit MRP [₹]
<b>Accessories</b>		
<b>Mixed Contact Socket</b>		
	RPZF2	564
Socket for power relay - Zelio RPZ - with mixed contacts - screw clamp	RPZF1	562
	RPZF4	962
	RPZF3	996
<b>Clips And Legends</b>		
Metal maintaining clamp - for relay socket RPZF1	RPZR235	151
	RPZ1DA	151
Mounting adaptor for DIN rail - for power relay socket RPZ	RPZ3DA	151
	RPZ4DA	217
	RPZ1FA	151
Mounting adaptor with fixing lugs for panel - for power relay socket RPZ	RPZ3FA	151
	RPZ4FA	206

## RPF Power Relays

Control Circuit Voltage	Reference	Unit MRP [₹]
<b>N/O - 30 AMPS Contact Rating</b>		
24 V DC	RPF2ABD	2253
120 V AC	RPF2AF7	2318
230 V AC	RPF2AP7	2207
<b>Change Over - 30 AMPS Contact Rating</b>		
12 V DC	RPF2BJD	1890
24 V AC	RPF2BB7	1945
24 V DC	RPF2BBD	2232
110 V DC	RPF2BFD	1945
120 V AC	RPF2BF7	2492
230 V AC	RPF2BP7	2297

Please contact Customer care center for Stockable and Non stockable status of references.

NORMAL STOCK ITEMS

W.E.F. January 25, 2022





## RE17 Electronic Timers

NEW

Description	Reference	Unit MRP [₹]
On Delay Timer 24 240 Vac	RE17LAMW	2823
Off Delay Timer 24 240VAC	RE17LCBM	3301
Timer Function H Solid State Output 24 240VAC	RE17LHBM	4223
Flashing Timer	RE17LLBM	3470
Multi Functionion Timer	RE17LMBM	3399
Timer Function A at 1C O 24VAC DC 240VAC	RE17RAMU	2648
Timer Function B 1C O 24VAC DC 240VAC	RE17RBMU	3936
Timer Function C 1C O 24VAC DC 240VAC	RE17RCMU	2770
Timer Function H Ht 1C O 24VAC DC 240VAC	RE17RHMU	2849
Flashing Timer	RE17RLJU	3703
Timer Function L Li 1C O 24VAC DC 240VAC	RE17RLMU	3703
MultiFunction Timer 1C O 24VAC DC 240VAC	RE17RMEMU	3360
10 X MultiFunction Timer 1C O 12VAC DC	RE17RMJU	3503
MultiFunction Timer 1C O 24VAC DC 240VAC	RE17RMMU	3405
MultiFunction Timer 1C O 12 240VAC DC	RE17RMMW	3792
MultiFunction Timer 1C O 12 240VAC DC	RE17RMMWS	4084
MultiFunction Timer 1C O 24VAC DC 240VAC	RE17RMXMU	4283



## RE22 Electronic Timers

Description	Reference	Unit MRP [₹]
Multi-functionTimingRelay-0.05s...300h-24...240VAC/DC-2C/O	RE22R2MYMR	On request
MultifunctionTimerRelay-12..240VAC/DC-2C/O	RE22R2MMW	On request
Star-deltatimingrelay-24VDC/24...240VAC-1C/O	RE22R1QMU	On request
Multi-functionTimingRelay-0.05s...300h-24...240VAC/DC-1C/O	RE22R1MYMR	On request
Off-delayTimingRelay-0.05s...10min-24...240VAC/DC-2C/O	RE22R2KMR	On request
Star-DeltaTimingRelay-0.05s...300s-24VDC/24...240V	RE22R1QCMU	On request
Star-DeltaTimingRelay-0.05s...300h-24...240VAC/DC-2C/O	RE22R2QGMR	On request
On-delayTimingRelay-0.05s...300h-24...240VAC/DC-1C/O	RE22R1AMR	On request
On-delayTimingRelay-0.05s...300h-24...240VAC/DC-2C/O	RE22R2AMR	On request
Asym.FlashingTimingRelay-0.05s...300h-24...240VAC/DC-1C/O	RE22R1MLMR	On request
Star-DeltaTimingRelay-0.3s...30s-24...240VAC/DC-2C/O	RE22R2QEMR	On request
MultifunctionTimerRelay-24VDC/24...240VAC-2C/O	RE22R2MMU	On request
Off-delayTimingRelay-0.05s...300h-24...240VAC/DC-2C/O	RE22R2CMR	On request
Off-delayTimingRelay-0.05s...10min-24...240VAC/DC-1C/O	RE22R1KMR	On request
Star-DeltaTimingRelay-0.05s...300h-24...240VAC/DC-2C/O	RE22R2QTMR	On request
Star-deltatimingrelay-230VAC/440VAC-1C/ORE22R1QMQ	RE22R1QMQ	On request
On-delaytimingrelay-24VDC/24...240VAC-2C/O	RE22R2AMU	On request
Off-delayTimingRelay-0.05s...300h-24...240VAC/DC-1C/O	RE22R1CMR	On request
SymmetricalFlashingTimingRelay-0.05s...300h-24...240VAC/DC-2C/O	RE22R2DMR	On request

Please contact Customer care center for Stockable and Non stockable status of references.

NORMAL STOCK ITEMS

W.E.F. January 25, 2022



### Zelio Control - Monitoring & Control Relays

Description	Reference	Unit MRP [₹]
Three-Phase Voltage control relay 380...480Vac, 2 C/O	RM22TR33	On Request
Three-Phase control relay 183...528Vac, 2 C/O	RM22TG20	On Request
Overtoltage and undervoltage control relay 15V...500Vac/dc, 2 C/O	RM22UA33MR	On Request
Voltage control relay 1V...100Vac/dc, 2 C/O	RM22UA32MR	On Request
Level control relay RM22-L - 24..240 V AC/DC - 2 C/O	RM22LA32MR	On Request
Three-Phase Undervoltage control relay 380...480Vac, 2 C/O	RM22TU23	On Request
Voltage control relay 80V...300Vac/dc, 2 C/O	RM22UB34	On Request
Level control relay RM22-L - 24..240 V AC/DC - 1 C/O	RM22LG11MR	On Request

Please contact Customer care center for Stockable and Non stockable status of references.

NORMAL STOCK ITEMS

W.E.F. January 25, 2022

## Biometric Switch

Description	Reference	Unit MRP [₹]
Bistable biometric switch, 24 V DC - PNP - by 2m cable	XB5S1B2L2	39876
Bistable biometric switch, 24 V DC - PNP - by M12 connector	XB5S1B2M12	42070
Monostable biometric switch, 24 V DC - PNP - by 2m cable	XB5S2B2L2	40399
Monostable biometric switch, 24 V DC - PNP - by M12 connector	XB5S2B2M12	41941

## Accessories

Description	Reference	Unit MRP [₹]
Diameter 22 mm nut	ZB5SZ71	440
Legend plate 28X7 mm	ZBY0101T	194

## Pushbuttons

Description	Type of Contact	Colour	Reference	Unit MRP [₹]
<b>Spring return</b>				
Flush	NO	White	XB5AA11N <input checked="" type="checkbox"/>	189
	NO	Black	XB5AA21N <input checked="" type="checkbox"/>	177
	NO	Green	XB5AA31N <input checked="" type="checkbox"/>	177
	NO	Yellow	XB5AA51N <input checked="" type="checkbox"/>	177
	NO	Blue	XB5AA61N <input checked="" type="checkbox"/>	177
	NC	Red	XB5AA42N <input checked="" type="checkbox"/>	177
	NO	Red	XB5AA41N <input checked="" type="checkbox"/>	177
Projecting	NO	Blank	XB5AA01N* <input checked="" type="checkbox"/>	189
	NO	White	XB5AL11N	224
	NO	Black	XB5AL21N	216
	NO	Green	XB5AL31N	216
	NO	Yellow	XB5AL51N	216
	NO	Blue	XB5AL61N	216
	NC	Red	XB5AL42N <input checked="" type="checkbox"/>	216
Flush with silicon transparent boot	NO	Red	XB5AL41N	216
	NO	Black	XB5AP21N <input checked="" type="checkbox"/>	254
	NO	Green	XB5AP31N <input checked="" type="checkbox"/>	271
	NO	Yellow	XB5AP51N <input checked="" type="checkbox"/>	254
Flush, marked (double molding / injection marking)	NO	Blue	XB5AP61N	260
	NO	Green	XB5AA3311N	253
	NC	Red	XB5AA4322N	253
	NO	Green	XB5AA3331N <input checked="" type="checkbox"/>	253
Projecting, marked (double molding / injection marking)	NC	Red	XB5AA4342N <input checked="" type="checkbox"/>	253
	NC	Red	XB5AA4352N	368
Flush, marked "I/O"	NO	Red	XB5AL4342N	265
	NO	Red	XB5AL4352N	265
Flush, marked "I/O"	NO+NC	Green	XB5AL845N <input checked="" type="checkbox"/>	1253

## Pilot lights

Description	Supply Voltage	Colour	Reference	Unit MRP [₹]
<b>With smooth lens (except clear colour)</b>				
Direct Integral LED	~ 24V	White	XB7EV01BPN <input checked="" type="checkbox"/>	286
		Green	XB7EV03BPN <input checked="" type="checkbox"/>	265
		Red	XB7EV04BPN <input checked="" type="checkbox"/>	265
		Yellow	XB7EV05BPN <input checked="" type="checkbox"/>	265
		Amber	XB7EV08BPN <input checked="" type="checkbox"/>	265
	~ 120V	Blue	XB7EV06BPN <input checked="" type="checkbox"/>	544
		Green	XB7EV03GPN <input checked="" type="checkbox"/>	265
		Red	XB7EV04GPN <input checked="" type="checkbox"/>	265
		Amber	XB7EV08GPN <input checked="" type="checkbox"/>	265
		White	XB7EV01MPN <input checked="" type="checkbox"/>	286
~ 230V	Green	XB7EV03MPN <input checked="" type="checkbox"/>	265	
	Red	XB7EV04MPN <input checked="" type="checkbox"/>	265	
	Yellow	XB7EV05MPN <input checked="" type="checkbox"/>	265	
	Amber	XB7EV08MPN <input checked="" type="checkbox"/>	265	
	Blue	XB7EV06MPN <input checked="" type="checkbox"/>	544	
Clear	XB7EV07MPN* <input checked="" type="checkbox"/>	265		

\* Clear type pilot lights are provided with striated lens.



Please contact Customer care center for Stockable and Non stockable status of references.

NORMAL STOCK ITEMS

W.E.F. January 25, 2022

### Illuminated Pushbutton

Description	Type of Contact	Colour	Reference	Unit MRP [₹]
<b>With smooth lens (except clear colour)</b>				
Flush Integral LED ~ 24V	NO	White	XB5AW31B1N	520
	NO	Green	XB5AW33B1N	520
	NC	Red	XB5AW34B2N	520
	NO	Yellow	XB5AW35B1N	520
	NO	Amber	XB5AW38B1N	581
	NO	Blue	XB5AW36B1N	1005
	NO	Clear	XB5AW37B1N*	1005
Projecting Integral LED ~ 24V	NO	White	XB5AW11B1N	510
	NO	Green	XB5AW13B1N	520
	NC	Red	XB5AW14B2N	520
	NO	Yellow	XB5AW15B1N	520
	NO	Amber	XB5AW18B1N	510
	NO	Blue	XB5AW16B1N	987
	NO	Clear	XB5AW17B1N*	525
Flush Integral LED ~ 110V	NO	White	XB5AW31G1N	633
	NO	Green	XB5AW33G1N	633
	NC	Red	XB5AW34G2N	633
	NO	Clear	XB5AW37G1N*	1150
Flush Integral LED ~ 230V	NO	White	XB5AW31M1N	592
	NO	Green	XB5AW33M1N	520
	NC	Red	XB5AW34M2N	520
	NO	Yellow	XB5AW35M1N	520
	NO	Amber	XB5AW38M1N	581
	NO	Blue	XB5AW36M1N	1005
	NO	Clear	XB5AW37M1N*	1116
Projecting Integral LED ~ 230V	NO	White	XB5AW11M1N	673
	NO	Yellow	XB5AW15M1N	735
	NO	Amber	XB5AW18M1N	721
	NO	Blue	XB5AW16M1N	1395
	NO	Clear	XB5AW17M1N*	525

\* Clear type illuminated Push buttons are provided with striated lens.

## Non-Illuminated Pushbutton

Description	Dia of Head	Type of Contact	Colour	Reference	Unit MRP [₹]
<b>Mushroom Head</b>					
Spring return	40	NO	Black	XB5AC21N <input checked="" type="checkbox"/>	367
		NO	Green	XB5AC31N <input checked="" type="checkbox"/>	344
		NC	Red	XB5AC42N <input checked="" type="checkbox"/>	344
		NO	Blue	XB5AC61N	344
		NO	Black	XB5AR21N	448
	60	NO	Green	XB5AR31N <input checked="" type="checkbox"/>	478
		NC	Red	XB5AR42N	448
		NO	Red	XB5AR41N	448
		NO	Yellow	XB5AR51N	448
		NO	Blue	XB5AR61N	462
Turn to release	30	NC	Black	XB5AS422N	337
		NC	Red	XB5AS442N <input checked="" type="checkbox"/>	337
	40	NC	Black	XB5AS522N <input checked="" type="checkbox"/>	342
		NC	Red	XB5AS542N <input checked="" type="checkbox"/>	337
Key release (n°155)	40	NC	Red	XB5AS9445N <input checked="" type="checkbox"/>	784
		NC	Black	XB5AS122N <input checked="" type="checkbox"/>	608
Trigger action turn to release	40	NC+NO	Red	XB5AS142N	615
Trigger action key to release	40	NO+NC	Red	XB5AS9445N	784

## Illuminated - Selector switch

Description	Type of Contact	Colour	Reference	Unit MRP [₹]
2 stay put ~ 24V	NO	Green	XB5AK123B1N <input checked="" type="checkbox"/>	750
	NC	Red	XB5AK124B2N <input checked="" type="checkbox"/>	750
	NO	Yellow	XB5AK125B1N <input checked="" type="checkbox"/>	750
	2NO	Green	XB5AK133B3N <input checked="" type="checkbox"/>	784
3 spring return to centre ~ 24V	2NO	Green	XB5AK153B3N <input checked="" type="checkbox"/>	785
2 stay put ~ 230V	NO	Green	XB5AK123M1N	750
		Red	XB5AK124M2N	750
2 spring return right to left ~ 230V	NO	White	XB5AK141M1N <input checked="" type="checkbox"/>	1352
	NO	Green	XB5AK143M1N <input checked="" type="checkbox"/>	1314
	NC	Red	XB5AK144M2N <input checked="" type="checkbox"/>	1914
	NO	Yellow	XB5AK145M1N <input checked="" type="checkbox"/>	1352
	NO	Blue	XB5AK146M1N	1643
3 stay put ~ 230V	2NO	White	XB5AK131M3N	1173
	2NO	Green	XB5AK133M3N <input checked="" type="checkbox"/>	784
3 spring return to center ~ 230V	2NO	White	XB5AK151M3N <input checked="" type="checkbox"/>	853
	2NO	Green	XB5AK153M3N	785
	1NO+1NC	Red	XB5AK154M5N	1146

## Illuminated Pushbutton with yellow LED

Description	Supply Voltage	Type of Contact	Reference	Unit MRP [₹]	
<b>Double Headed Pushbuttons (Spring return)</b>					
1 flush push (marked "I")	~ 24V	NO+NC	XB5AW84B5N <input checked="" type="checkbox"/>	1242	
1 pilot light	~ 110V	NO+NC	XB5AW84G5N		
1 projecting push (marked "0")	~ 230V	NO+NC	XB5AW84M5N <input checked="" type="checkbox"/>		
<b>Mushroom Head Pushbuttons (Illuminated)</b>					
Turn to release	~ 24V	NC	Red	XB5AW74B2N <input checked="" type="checkbox"/>	1070
	~ 230V -240V	NC	Red	XB5AW74M2N <input checked="" type="checkbox"/>	1138

Please contact Customer care center for Stockable and Non stockable status of references.

NORMAL STOCK ITEMS

W.E.F. January 25, 2022

## Non Illuminated Selector switches & Key switches

Description	Type of Contact	Reference	Unit MRP [₹]
Standard handle black	2 stay put	1NO XB5AD21N <input checked="" type="checkbox"/>	437
	2 spring return, right to left	1NO XB5AD41N <input checked="" type="checkbox"/>	695
	3 stay put	2NO XB5AD33N <input checked="" type="checkbox"/>	477
	3 spring return to center	2NO XB5AD53N <input checked="" type="checkbox"/>	507
	2 stay put*	1NO XB5AG21N <input checked="" type="checkbox"/>	669
Key switch	2 stay put*	1NO XB5AG41N <input checked="" type="checkbox"/>	713
	2 spring return, right to left	1NO XB5AG61N <input checked="" type="checkbox"/>	1267
	3 stay put*	2NO XB5AG03N <input checked="" type="checkbox"/>	567
	3 spring return, right to center	2NO XB5AG083N <input checked="" type="checkbox"/>	966

\* Please refer catalogue for Key withdrawal position

## Pushbutton caps (unmarked)

• For use with ZB5-AAON circular pushbutton heads supplied without caps

Type of Pushbutton caps	Colour	Reference	Unit MRP [₹]
Flush	White	ZBA1N	66
	Black	ZBA2N	46
	Red	ZBA4N	43
	Yellow	ZBA5N	46
	Blue	ZBA6N	46
	Set of 6 colours*	ZBA9N	119
Projecting	White	ZBL1N	122
	Black	ZBL2N	122
	Green	ZBL3N	122
	Red	ZBL4N	122
	Yellow	ZBL5N	122
	Blue	ZBL6N	122
	Set of 6 colors*	ZBL9N	122

## Pushbutton caps (marked)

Type of Pushbutton caps	Text	Colour	Colour of Cap	Reference	Unit MRP [₹]
Projecting Flush (Double injection moulded marking)	STOP	White	Red	ZBL434N	189
	I	White	Green	ZBA331N	189
	START	White	Green	ZBA333N	182
	ON	White	Green	ZBA341N**	188
	STOP	White	Red	ZBA434N	182
	UP	Black	White	ZBA343N	188
	DOWN	White	Black	ZBA344N	273
	OFF	White	Red	ZBA434N	182

\* Set of 6 colours white + black + green + red + yellow + blue

\*\* Excluding ZBA-341N of double injection moulded marking

## Accessories

Description	Legend Colour	Marking	Reference	Unit MRP [₹]
With blank legend (for engraving)	White/Yellow bkgd.	Blank	ZBY4101N <input checked="" type="checkbox"/>	177
		Inch	ZBY2321N	186
		OFF	ZBY2312N	186
With 8 x 27 mm English language marked legend	Black or Red bkgd.	ON	ZBY2326N	186
		Reset	ZBY2323N	186
		Reverse	ZBY2306N	186
		Start	ZBY2303N	177
		Legends for emergency stop	Emergency stop	ON
Mushroom head pushbuttons	Yellow bkgd.		ZBY8330N	126

## Accessories

Description	Application	Reference	Unit MRP [₹]
Plastic blanking plug, round black,	For Ø 22 control and signalling units with circular head	ZB5SZ3N <input checked="" type="checkbox"/>	128

## Contact blocks with screw clamp terminal connections

Description	Type of Contact	Reference	Unit MRP [₹]
Standard single	1NO	ZBE101N	104
Contact blocks	1NC	ZBE102N	104

## Clear silicon boots

Description	Reference	Unit MRP [₹]
Boot for cylindrical flush PB	ZBPAN <input checked="" type="checkbox"/>	72

Please contact Customer care center for Stockable and Non stockable status of references.

NORMAL STOCK ITEMS

W.E.F. January 25, 2022

### Light block with screw clamp terminal connections

Description	Supply Voltage	Colour of Light source	Reference	Unit MRP [₹]
Integral LED	~ 24V	White	ZBVB1N	347
		Green	ZBVG3N	445
	~ 110V	White	ZBVM1N	542

### Flush mounting kit and harmony+



- Only addition to the BOM is a flush mounting kit
- Installation into a 30.50 mm hole
- New aesthetics for machine control panel using the same control devices as before
- Possibility to refurbish old machine with new style

Description	Reference	Unit MRP [₹]
Metal flush mounting kit (PB and PL).	ZB4BZ021	1140
Metal flush mounting kit (SS and IPB).	ZB4BZ022	1199
Plastic flush mounting kit (PB and PL).	ZB5AZ021	1000
Plastic flush mounting kit for legend 8x27 (PB and PL).	ZB5AZ023	1140

Description	Reference	Unit MRP [₹]
HeadØ22+mountingbase+potentiometer4K7	XB4BD912R4K7	On Request
HeadØ22+mountingbase+potentiometer4K7	XB5AD912R4K7	On Request
100...240VAC/DCPanelmountedØ22mmtimermonofunctionwith3s..60sdelay	XB5DTGM3	On Request
PanelmountedUSB3port-Ø22mm-forUSBinterfacejacktypeA	XB5PUSB3	On Request
PanelmountedRJ45port-Ø22mm-forEthernetconnectionXB5PRJ45	XB5PRJ45	On Request
RedemergencystopTTR40mm2NC1NOmoniXB5AS84449	XB5AS84449	On Request
RedilluestopTTR40mm2NC1NOmonit.ct	XB5AS86449B4	On Request

Please contact Customer care center for Stockable and Non stockable status of references.

NORMAL STOCK ITEMS

W.E.F. January 25, 2022

**ZAL Bodies for LED Pilot light (for mounting on metal plate at back of enclosure)**

Description	Colour	Reference	Unit MRP [₹]W
~ 24V	White	ZALVB1	725
	Green	ZALVB3	706
	Red	ZALVB4	691
	Yellow	ZALVB5	706
	Blue	ZALVB6	792
	~ 120V	White	ZALVG1
Green		ZALVG3	1056
Yellow		ZALVG5	898
Blue		ZALVG6	898
~ 220V	White	ZALVM1	2233
	Green	ZALVM3	1270
	Red	ZALVM4	1074
	Yellow	ZALVM5	987
	Blue	ZALVM6	1015
	~ 24V	White	ZBVB1
Green		ZBVB3	484
Red		ZBVB4	484
Yellow		ZBVB5	470
Blue		ZBVB6	611
~ 120V		White	ZBVG1
	Green	ZBVG3	640
	Red	ZBVG4	780
	Yellow	ZBVG5	743
	Blue	ZBVG6	1403
	~ 220V	White	ZBVM1
Green		ZBVM3	611
Red		ZBVM4	611
Yellow		ZBVM5	610
Blue		ZBVM6	732

**XAL - Empty enclosures for XB5 and XB4 Push button and Pilot light**

Description	No. of ways	Color of Enclosure	Reference	Unit MRP [₹]
For normal environment Light grey base IP65	1	Dark grey	XALD01 <input checked="" type="checkbox"/>	736
	2	Dark grey	XALD02 <input checked="" type="checkbox"/>	913
	3	Dark grey	XALD03	1132
	4	Dark grey	XALD04 <input checked="" type="checkbox"/>	1548
	5	Dark grey	XALD05	2020
For normal environment Light Grey base IP54	1	Yellow	XALK01 <input checked="" type="checkbox"/>	846
	2	Light Grey	XALE2	610
	3	Light Grey	XALE3	744



**XAL – Empty enclosures for use with XB2 (ZB2\*)**

Description	Reference	Unit MRP [₹]
Plastic empty control station (1 cut-out), dark grey base, light grey cover	XALB01C	On Request
Plastic empty control station (for mounting XB2BS542C) - dark grey base, yellow cover	XALB01YC	
Plastic empty control station (2 cut-outs), dark grey base, light grey cover	XALB02C	
Plastic empty control station (3 cut-outs), dark grey base, light grey cover	XALB03C	
Plastic control station with 1 Emergency stop push button - dark grey base, yellow cover	XALJ01C	

Please contact Customer care center for Stockable and Non stockable status of references.

NORMAL STOCK ITEMS

W.E.F. January 25, 2022



## ZEN - Contact block for mounting on Metal plate at back of enclosure

Description	Contacts Type and Composition	Reference	Unit MRP [₹]
Standard single	1 NO	ZENL1111 <input checked="" type="checkbox"/>	420
Contact block	1 NC	ZENL1121 <input checked="" type="checkbox"/>	



## XAL – Empty enclosures for use with XB2 (ZB2\*)

Description	Reference	Unit MRP [₹]
Red illuminated buzzer DC/AC24V	XB2BSB4LC	On Request
Red illuminated buzzer AC220V	XB2BSM4LC	
Buzzer 24V AC/DC	XB2BSBC	
Buzzer 110V AC	XB2BSFC	
Buzzer 220V AC	XB2BSMC	

Please contact Customer care center for Stockable and Non stockable status of references.

NORMAL STOCK ITEMS

W.E.F. January 25, 2022

## XVB-C Illuminated Lens Units

Description	Light Block Colour	Reference	Unit MRP [₹]
Lens unit - steady light - 250 V 10 W	Green	XVBC33	3034
	Red	XVBC34	3093
	Orange	XVBC35	3093
	Blue	XVBC36	3034
	Clear	XVBC37	3035
	Yellow	XVBC38	3034
Lens unit - flashing light - 24..48 V DC 24 V AC	Green	XVBC4B3	8477
	Red	XVBC4B4	8235
	Orange	XVBC4B5	8235
	Blue	XVBC4B6	8477
	Yellow	XVBC4B8	8089
Lens unit - flashing light - 48..230 V AC	Green	XVBC4M3	8268
	Red	XVBC4M4	8660
	Orange	XVBC4M5	8637
	Blue	XVBC4M6	8640
	Yellow	XVBC4M8	8268
Lens unit - steady light - 24 V AC DC	Green	XVBC2B3	6677
	Red	XVBC2B4	6677
	Orange	XVBC2B5	6677
	Blue	XVBC2B6	8613
	Clear	XVBC2B7	8613
Lens unit - steady light - 120 V AC	Yellow	XVBC2B8	6672
	Green	XVBC2G3	6544
	Red	XVBC2G4	6549
	Orange	XVBC2G5	6807
	Blue	XVBC2G6	8251
Lens unit - steady light - 230 V AC	Clear	XVBC2G7	8251
	Yellow	XVBC2G8	6840
	Green	XVBC2M3	6549
	Red	XVBC2M4	6549
	Orange	XVBC2M5	6549
Lens unit - flashing light - 24 V AC DC	Blue	XVBC2M6	9082
	Clear	XVBC2M7	8522
	Yellow	XVBC2M8	7129
	Green	XVBC5B3	11765
	Red	XVBC5B4	11407
Lens unit - flashing light - 120 V AC	Orange	XVBC5B5	11523
	Blue	XVBC5B6	14378
	Clear	XVBC5B7	9468
	Yellow	XVBC5B8	11341
	Red	XVBC5G4	11749
Lens unit - flashing light - 230 V AC	Orange	XVBC5G5	11536
	Blue	XVBC5G6	14323
	Clear	XVBC5G7	13450
	Yellow	XVBC5G8	11707
	Red	XVBC5M4	11305
Flashing unit - integral LED - 230..240 V AC	Orange	XVBC5M5	11749
	Blue	XVBC5M6	14240
	Yellow	XVBC5M8	11749
Green	XVBC5M3	11749	

## XVB Units

Description	Reference	Unit MRP [₹]
<b>XVB Audible Signalling Unit</b>		
Sound unit - continuous or intermittent buzzer - 75..90 dB - 12..48 V AC DC	XVBC9B	9307
Sound unit - continuous or intermittent buzzer - 75..90 dB - 120..230 V AC	XVBC9M	15645
<b>XVB Base Unit + Cover</b>		
Base unit + cover for bank XVB - without flash discharge tube - black - IP 65	XVBC21	4208
<b>XVB Accessories</b>		
Fixing base on vertical surface - zamak black - XVB	XVBC12	2550
Lateral cable entry kit with Pg 13.5 cable gland - XVB	XVBC14	555
Set of coloured indicator pins - 6 colors - XVB	XVBC22	488
Support tube + fixing base l=400 mm - aluminium black - XVB	XVBZ03	3504
Support tube + fixing base l=80 mm - aluminium black - XVB	XVBZ02	2648
Support tube + fixing base l=800 mm - aluminium black - XVB	XVBZ04	5216
<b>XVB Incandescent Bulb</b>		
Clear incandescent bulb for signalling - BA 15d - 24 V 10 W	DL1BLB	374
Clear incandescent bulb for signalling - BA 15d - 120 V 10 W	DL1BLG	637
Clear incandescent bulb for signalling - BA 15d - 230 V 10 W	DL1BLM	406

## XVB LED BA 15d Base Fitting

[Us] Rated Supply Voltage	Signalling Colour	Reference	Unit MRP [₹]
24 V	White	DL1BDB1	4996
	Green	DL1BDB3	3996
	Red	DL1BDB4	3996
	Blue	DL1BDB6	4532
	Yellow-Orange	DL1BDB8	4696
120 V AC	Blue	DL1BDG6	6018
	Green	DL1BDG3	4770
	Red	DL1BDG4	4700
	White	DL1BDG1	6018
	Yellow-Orange	DL1BDG8	4986
230 V AC	Blue	DL1BDM6	6018
	Green	DL1BDM3	5226
	Red	DL1BDM4	5085
	White	DL1BDM1	6018

Please contact Customer care center for Stockable and Non stockable status of references.

NORMAL STOCK ITEMS

W.E.F. January 25, 2022



- Motor less + LED Flashing
- External Buzzer volume adjustor 70 DB to 90 DB
- Straight & Side wiring- more flexible

## XVR3 Multifunctional LED Beacon NEW

Description	Reference	Unit MRP [₹]
Multi-functional LED Beacon green witout buzzer DC/AC 12~24V	XVR3B03	14305
Multi-functional LED Beacon red witout buzzer DC/AC 12~24V	XVR3B04	14329
Multi-functional LED Beacon orange witout buzzer DC/AC 12~24V	XVR3B05	14086
Multi-functional LED Beacon blue witout buzzer DC/AC 12~24V	XVR3B06	14180
Multi-functional LED Beacon green witout buzzer AC 100~230V	XVR3M03	14040
Multi-functional LED Beacon red witout buzzer AC 100~230V	XVR3M04	13827
Multi-functional LED Beacon Orange witout buzzer AC 100~230V	XVR3M05	14086
Multi-functional LED Beacon Blue witout buzzer AC 100~230V	XVR3M06	14180
Multi-functional LED Beacon red with buzzer DC/AC 12~24V	XVR3B04S	28192
Multi-functional LED Beacon orange with buzzer DC/AC 12~24V	XVR3B05S	29022
Multi-functional LED Beacon blue with buzzer DC/AC 12~24V	XVR3B06S	30258
Multi-functional LED Beacon green with buzzer AC 100~230V	XVR3M03S	15578
Multi-functional LED Beacon red with buzzer AC 100~230V	XVR3M04S	12926
Multi-functional LED Beacon orange with buzzer AC 100~230V	XVR3M05S	13876
Multi-functional LED Beacon blue with buzzer AC 100~230V	XVR3M06S	15289
Multi-functional LED Beacon orange without buzzer DC48V	XVR3E05	13827
Multi-functional LED Beacon, External lens	XVR3Z001	382

## XVS Sirens

Description	Reference	Unit MRP [₹]
2 tones siren - 106 dB - 12...24V AC/DC - white	XVS10BMW	25974
2 tones siren - 106 dB - 120V AC - white	XVS10GMW	
2 tones siren - 106 dB - 230V AC - white	XVS10MMW	

Please contact Customer care center for Stockable and Non stockable status of references.

NORMAL STOCK ITEMS

W.E.F. January 25, 2022

## DL1 Incandescent Bulb

Description	Light Block Colour	Reference	Unit MRP [₹]
Clear incandescent bulb for signalling - ba 15d - 24 v 4 w		DL1BEBS	355
Clear incandescent bulb for signalling - ba 15d - 120 v 7 w		DL1BEG	375
Clear incandescent bulb for signalling - ba 15d - 230 v 5 w		DL1BEMS	385

## XVR Rotating Mirror Beacon

Description	Light Block Colour	Reference	Unit MRP [₹]
Rotating mirror beacon - 70W - 24V AC DC	Green	XVR1B93	18910
	Red	XVR1B94	20910
	Orange	XVR1B95	18838
	Blue	XVR1B96	18910
	Yellow	XVR1B98	18838
Rotating mirror beacon w/o buzzer XVR - Ø 84 - 24 V AC DC	Green	XVR08B03	14959
Rotating mirror beacon w/o buzzer XVR - Ø 106 - 24 V AC DC	Green	XVR10B03	14959
Rotating mirror beacon w/o buzzer XVR - Ø 130 - 24 V AC DC	Red	XVR13B04L	15692
	Orange	XVR13B05L	14960
Rotating mirror beacon w/o buzzer XVR - Ø 84 - 24 V AC DC	Blue	XVR08B06	16313
Rotating mirror beacon w/o buzzer XVR - Ø 120 - 24 V AC DC	Blue	XVR12B06	20304
Rotating mirror beacon w/o buzzer XVR - Ø 130 - 120 V AC	Red	XVR13G04L	18543
	Orange	XVR13G05L	16313
Rotating mirror beacon w/o buzzer XVR - Ø 130 - 230 V AC	Red	XVR13M04L	19736
	Orange	XVR13M05L	18375

## XVM Series

Tower Light with Super Bright LED and integral light diffuser

Description	Reference	Unit MRP [₹]
Complete Tower 24 V AC/DC Without Buzzer	XVMB2RASB	4120
	XVMB2RGSB	6122
	XVMB2R6AGSB	9391
Complete Tower 24 V AC/DC With Buzzer	XVMB2RSSB	4806
	XVMB2RASSB	6580
	XVMB2RGSSB	6938
	XVMB2RAGSSB	10498
	XVMG2RASB	6119
	XVMG2R6AGSB	10781
Complete Tower 230 V AC Without Buzzer	XVMG2RASSB	6012
	XVMG2RSSB	7772
	XVMG2R6AGSSB	12897
	XVMM2RASB	5699
	XVMM2RGSB	6087
	XVMM2RAGSB	9707
Complete Tower 230 V AC With Buzzer	XVMM2RSSB	8439
	XVMM2RASSB	8172
	XVMM2RGSSB	8485
	XVMM2RAGSSB	10322
	XVMM2R6AGSSB	13613

Please contact Customer care center for Stockable and Non stockable status of references.

NORMAL STOCK ITEMS

W.E.F. January 25, 2022

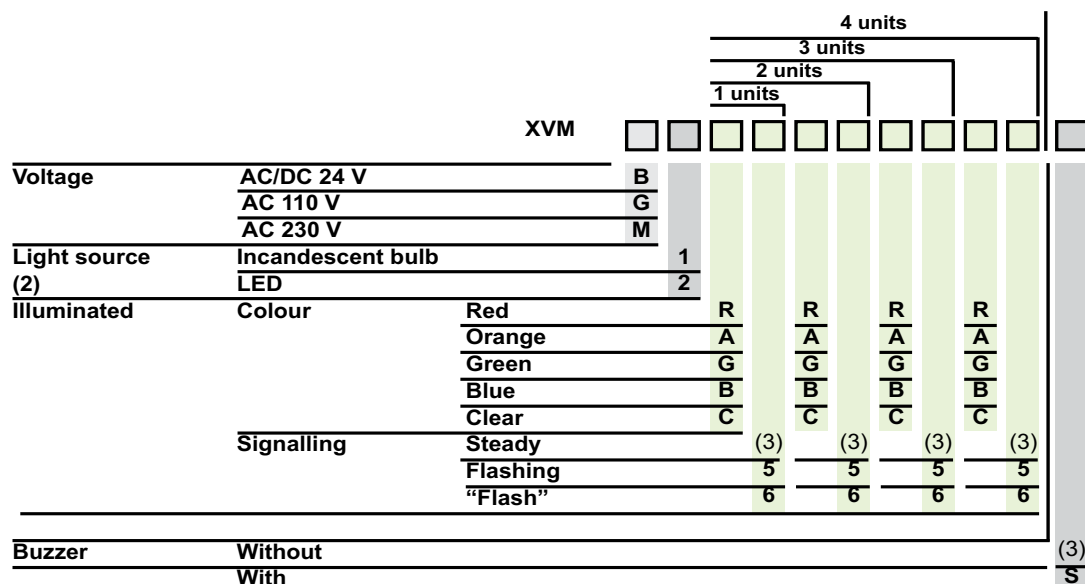
## XVM Series

Description	Reference	Unit MRP [₹]
Base and Cover	XVMC21	871
Tube and Base	XVMC213T	1757
Base with Buzzer 24V	XVMC29B	2503
Tube and Base with Buzzer 120V	XVMC29G3T	3568
Base with Buzzer 230V	XVMC29M	2754
Green Lens	XVMC33	968
Red Lens	XVMC34	968
Yellow Lens	XVMC35	968
Blue Lens	XVMC36	968
Clear Lens	XVMC37	968
100mm Aluminium Tube with Stand	XVMZ02	801
100mm Aluminium Tube with Bracket	XVMZ02T	972
400mm Aluminium Tube with Stand	XVMZ04	1735
Cover for Replacement	XVMZ081	230
Tool for Bulb	ZBZX13	243
Incandescent Bulb 24 V	DL1EDBS	257
Incandescent Bulbs 120 V	DL1EDGS	260
White Led Bulb 24 V	DL2EDB1SB	1269
Green Led Bulb 24 V	DL2EDB3SB	1269
Red Led Bulb 24 V	DL2EDB4SB	1269
Blue Led Bulb 24 V	DL2EDB6SB	1465
Orange Led Bulb 24 V	DL2EDB8SB	1242

## XVM Series

Description	Reference	Unit MRP [₹]
Green Led Bulb 120 V	DL2EDG3SB	1476
Blue Led Bulb 230 V	DL2EDM6SB	1536
Orange Led Bulb 230 V	DL2EDM8SB	1491
White Flashing Led Bulb 24 V	DL2EKB1SB	1653
Green Flashing Led Bulb 24 V	DL2EKB3SB	1735
Blue Flashing Led Bulb 24 V	DL2EKB6SB	1833
Green Flashing Led Bulb 120 V	DL2EKG3SB	2823
Orange Flashing Led Bulb 120 V	DL2EKG8SB	2823
White Flashing Led Bulb 230 V	DL2EKM1SB	2057
Green Flashing Led Bulb 230 V	DL2EKM3SB	2057
Blue Flashing Led Bulb 230 V	DL2EKM6SB	2097
Orange Flashing Led Bulb 230 V	DL2EKM8SB	2097
Strobe Bulb 120V	DL6BG	3413
Strobe Bulb 230 V	DL6BM	3413

### Breakdown of the reference for a complete indicator bank



### Reference example

XVM B2R6AGS=indicator bank for 24V( AC/DC) supply, with LEDs with 1 red lens unit with "flash" discharge tube signalling, 2 lens units (1 orange and 1 green) with steady light signalling and with buzzer.

**Tower light, Ø 60 mm, Pre-assembled, PreCabled, Monoethic, Economical Version, XVGB-Series with LED for steady light - 24VDC**

Description	References	Unit MRP [₹]
<b>With aluminium tube mounting and L-bracket</b>		
<b>Without Buzzer</b>		
2-Stage Red, Green	XVGB2	3573
3-Stage Red, Amber, Green	XVGB3	4049
4-Stage Red, Amber, Green, Blue	XVGB4	5200
<b>With Buzzer</b>		
2-Stage Red, Green	XVGB2S	4057
3-Stage Red, Amber, Green	XVGB3S	4602
4-Stage Red, Amber, Green, Blue	XVGB4S	4900
With direct aluminium tube mounting		
<b>Without Buzzer</b>		
2-Stage Red, Green	XVGB2T	3682
3-Stage Red, Amber, Green	XVGB3T	4476
4-Stage Red, Amber, Green, Blue	XVGB4T	5425
<b>With Buzzer</b>		
3-Stage Red, Amber, Green	XVGB3ST	4634
<b>Without Buzzer</b>		
2-Stage Red, Green	XVGB2H	3573
3-Stage Red, Amber, Green	XVGB3H	4091
4-Stage Red, Amber, Green, Blue	XVGB4H	5364
<b>With Buzzer</b>		
2-Stage Red, Green	XVGB2SH	4368
3-Stage Red, Amber, Green	XVGB3SH	4709
4-Stage Red, Amber, Green, Blue	XVGB4SH	5868
<b>With aluminium tube mounting and foldable bracket</b>		
<b>Without Buzzer</b>		
2-Stage Red, Green	XVGB2M	4096
3-Stage Red, Amber, Green	XVGB3M	4478
<b>With Buzzer</b>		
2-Stage Red, Green	XVGB2SM	4442
3-Stage Red, Amber, Green	XVGB3SM	4863
4-Stage Red, Amber, Green, Blue	XVGB4SM	4904
<b>With base mounting - Direct</b>		
<b>Without Buzzer</b>		
2-Stage Red, Green	XVGB2W	3358
3-Stage Red, Amber, Green	XVGB3W	3951
<b>With Buzzer</b>		
2-Stage Red, Green	XVGB2SW	3930
3-Stage Red, Amber, Green	XVGB3SW	4445
4-Stage Red, Amber, Green, Blue	XVGB4SW	5311
<b>XVG-USB Based Towerlights</b>		
Pre-assembled and pre-cabled Multicolor USB tower light 60mm IP42 Direct base mounting	XVGU3SWV	9128
Pre-assembled and pre-cabled Multicolor USB tower light 60mm IP42 With 100 mm aluminium tube mounting	XVGU3SHAV	10347

Please contact Customer care center for Stockable and Non stockable status of references.

NORMAL STOCK ITEMS

W.E.F. January 25, 2022



**Optical Sensors**

- XUB M18 Body
- 100mA (with overload and short circuit protection)

Principle of operation	Sensing Distance	Output	Reference	Unit MRP [₹]
Diffuse	0.6 m	PNP NO	XUB5APANM12 <input checked="" type="checkbox"/>	4175
		PNP NO	XUB5BPANM12 (Metal) <input checked="" type="checkbox"/>	5533
		PNP NO	XUB5APANL2 <input checked="" type="checkbox"/>	4146
		PNP NO	XUB5BPANL2 <input checked="" type="checkbox"/>	4955
Polarised reflex	2m	PNP NO	XUB9APANM12 <input checked="" type="checkbox"/>	4398
		PNP NO	XUB9BPANM12	5454
		PNP NO	XUB9APANL2	4167
Fixed Diffuse	100 mm	PNP NO	XUB9BPANL2	5454
			XUB4APANL2	4019
			XUB4APANM12	4019
			XUB4BPANM12 (Metal)	4997
Reflex	4 m	PNP NO	XUB4ANBNL2	4019
			XUB1APANL2 (Without Reflector)*	4019
			XUB1APANM12	4019
			XUB1BPANM12 (Metal)	4605
Receiver Thru Beam	15 m	PNP NO	XUB1APBNL2 (Without Reflector)*	4019
			XUB2APANL2R	3562
			XUB2AKSNL2T	3565
			XUB2AKSNM12T	2425
Receiver Thru Beam Receiver Thru Beam Transmitter Thru Beam	15m	PNP NO	XUB2BKSNM12T (Metal)	3106
			XUB2APANM12R	3562
			XUB2BPANM12R (Metal)	4793
			XUB2AKSNL2T	3565

**Note :**

1. L2 stands for sensors with 2m cable
4. M12 stand for universal connectors.

Principle of operation	Sensing range	Connection	Reference	Unit MRP [₹]
<b>Cylindrical M18</b>				
Multi Mode	> 0...20 m	Cable 2 m	XUB0APSNL2	7913
Multi Mode	> 0...20 m	Connector	XUB0APSNM12	8134
Multi Mode	> 0...20 m	Connector	XUB0BPSNM12 (Metal)	8275

Principle of operation	Sensing Distance	Output	Reference	Unit MRP [₹]
<b>Compact 50 x 50 mm</b>				
Reflex	7 m	AC/DC 1C/O Relay	XUK1ARCNL2	7755
Diffuse	1 m	AC/DC 1C/O Relay	XUK5ARCNL2	7755
Reflex polarized	5 m	AC/DC 1C/O Relay	XUK9ARCNL2	7625
Multimode	30 m	pnp/npn no/nc	XUK0AKSAL2	10420
Multimode	30 m	AC/DC 1C/O Relay	XUK0ARCTL2	11965
<b>Compact 92 x 71 mm</b>				
Diffuse	2.1 m	AC/DC 1C/O relay	XUX5ARCNT16	9545
Reflex Polarized	11 m	AC/DC 1C/O relay	XUX9ARCNT16	10561
Reflex	14 m	AC/DC 1C/O relay	XUX1ARCNT16	8554
Thru beam transmitter		AC/DC	XUX0ARCTT16T	8244
Multimode	1.3 m...40 m	PNP/NPN NO/NC	XUX0AKSAT16	15732
Multimode	1.3 m...40 m	AC/DC 1C/O relay	XUX0ARCTT16	16553

\*Reflector to be ordered separately.

Please contact Customer care center for Stockable and Non stockable status of references.

NORMAL STOCK ITEMS

W.E.F. January 25, 2022

**XUK Colour Sensors**



- Supply Voltage 10..30 VDC
- Teach Button Sensitivity Adjustment
- 3 Wire
- IP 65

Principle of operation	Sensing Distance	Output	Reference	Unit MRP [₹]
Diffuse contrast sensor	19 mm	PNP NO	XUKR1PSMM12	17656

**Fixing Bracket**

Description	Reference	Unit MRP [₹]
For XUB	XUZA118	934
For XUK	XUZA51	852

**Reflector (mm)**

Description	Reference	Unit MRP [₹]
24 x 21	XUZC24	1184
50 x 50	XUZC50 <input checked="" type="checkbox"/>	1214
80 (dia)	XUZC80 <input checked="" type="checkbox"/>	1780
100 x 100	XUZC100 <input checked="" type="checkbox"/>	1723

Please contact Customer care center for Stockable and Non stockable status of references.

NORMAL STOCK ITEMS

W.E.F. January 25, 2022



OsiSense XU



SN [mm]	Light Mode	Output	Connection	Reference	Unit MRP [₹]
<b>Fork Sensor</b>					
30mm	Red LED	PNP[NO]	2m Cable	XUVR0303PANL2	7883
50mm	Red LED	PNP[NO]	M8 Connector	XUVR0605PANM8	9616

Fiber Design Amplifier



- 3 Wire DC, Teach Mode

Depending on fiber	-	PNP NO/NC programmable	2M Cable	XUDA2PSML2 <input checked="" type="checkbox"/>	20515
--------------------	---	------------------------	----------	--	-------

XU.8 Background Suppresion

SN [m]	Body Type	Output	Connection	Reference	Unit MRP [₹]
1m	Compact 50x50	PNP/NPN,NO/NC programmable	2m Cable	XUK8AKSNL2	8683
1m	Compact 50x50	PNP/NPN,NO/NC programmable	M12 Connector	XUK8AKSNM12 <input checked="" type="checkbox"/>	9694

Please contact Customer care center for Stockable and Non stockable status of references.

NORMAL STOCK ITEMS

W.E.F. January 25, 2022

**Electromechanical Pressure Switches**



Description	Pressure Range	Reference	Unit MRP [₹]
Electromechanical pressure switches for control circuit			
<ul style="list-style-type: none"> <li>• Suitable for air, fresh water, sea water</li> <li>• Adjustable differential</li> <li>• 1 C/O single pole contact</li> <li>• G 1/4 (BSP female) fluid connection</li> <li>• Mechanical durability - 1 x 10<sup>6</sup> operating cycles</li> </ul>			
Setting screw external	1-6 bar	XMAV06L2135	4659
Adjustable range of rising pressure	1.3-12 bar	XMAV12L2135	3979
	3.5-25 bar	XMAV25L2135	4902
Electromechanical pressure switches for power circuits			
<ul style="list-style-type: none"> <li>• Suitable for fresh water &amp; sea water</li> <li>• Adjustable differential</li> <li>• 2 pole 2 N/C contact</li> <li>• Degree of protection - IP20</li> <li>• G 1/4 (BSP female) fluid connection</li> </ul>			
Adjustable range of rising pressure 1.4 - 4.6 bar		FSG2 <input checked="" type="checkbox"/>	1721
Electromechanical pressure switches (Nautilus)			
<ul style="list-style-type: none"> <li>• Conforming to IEC/EN 60947-5-1</li> <li>• 1 C/O single pole contact (4 terminal) snap action with setting scale</li> </ul>			
<b>Fixed differential</b>			
0.4 to 4 bar		XMLA004A2S11 <input checked="" type="checkbox"/>	12515
0.7 to 20 bar		XMLA020A2S11 <input checked="" type="checkbox"/>	9289
1.5 to 35 bar		XMLA035A2S11 <input checked="" type="checkbox"/>	8480
5 to 70 bar		XMLA070D2S11 <input checked="" type="checkbox"/>	9335
<b>Adjustable differential</b>			
0.25 to 4 bar		XMLB004A2S11 <input checked="" type="checkbox"/>	13525
1.3 to 20 bar		XMLB020A2S11 <input checked="" type="checkbox"/>	13525
3.5 to 35 bar		XMLB035A2S11	19992
7 to 70 bar		XMLB070D2S11	14489

**XMLP Pressure Transmitter**

- For Hydraulic Oil, air, fresh water, sea water, gas & Refrigeration fluids



Pressure Range	Output	Connection	Reference	Unit MRP [₹]
0 to 10 bar	4-20mA	DIN 43650	XMLP010BC21F <input checked="" type="checkbox"/>	10711
0 to 400 bar	4-20mA	DIN 43650	XMLP400BC21F	10711
0 to 400 bar	0-10V	M12	XMLP400BD71F	9488

Note: 10,16, 25, 40, 60, 100, 250, 400 and 600 , bar version available in stock

Please contact Customer care center for Stockable and Non stockable status of references.

NORMAL STOCK ITEMS

W.E.F. January 25, 2022

**XCKD Limit Switches**



- Metal body
- Conforming to IEC60947-5-1, EN60947-5-1, UL 508, CSA
- C22-2 n°14 standards
- Degree of Protection - IP67
- Tapped entry for n°11 cable gland
- 2 pole N/O + N/C, snap action contact available as standard (3 output contacts also available in same size and replaceable at site)

Description	Number of Poles	Reference	Unit MRP [₹]
Steel roller plunger - 1 NC + 1 NO		XCKD2102G11 <input checked="" type="checkbox"/>	2070
Cat's whisker - 1 NC + 1 NO		XCKD2106G11	2330
Steel end plunger - 1 NC + 1 NO		XCKD2110G11	2762
Thermoplastic roller lever - 1 NC + 1 NO		XCKD2118G11 <input checked="" type="checkbox"/>	2526
Thermoplastic roller lever plunger, horizontal direction - 1 NC + 1 NO		XCKD2121G11 <input checked="" type="checkbox"/>	2310
Thermoplastic adjustable roller lever - 1 NC + 1 NO		XCKD2145G11 <input checked="" type="checkbox"/>	2160
<b>Sub-assemblies Metal Bodies for XCKD</b>			
Body ZCD 1 NC + 1 NO Snap Action	2	ZCD21 <input checked="" type="checkbox"/>	2653
Body ZCD 2 NC + 1 NO Snap Action	3	ZCD39	3046
<b>Gland and Head for ZCD Bodies</b>			
Cable gland entry Pg 11 - metal body		ZCDEG11	244
Head for Limit switch - ZCE without operating lever		ZCE01 <input checked="" type="checkbox"/>	683
Steel roller plunger		ZCE02 <input checked="" type="checkbox"/>	904
Cat's whisker		ZCE06	1214
Steel end plunger		ZCE10	720
Thermoplastic roller lever plunger, horizontal direction		ZCE21 <input checked="" type="checkbox"/>	1151
Thermoplastic roller lever ZCY		ZCY18*	287
Steel roller lever ZCY		ZCY19*	763
Variable length thermoplastic roller lever		ZCY45* <input checked="" type="checkbox"/>	1008
*To be used with head ZCE01			
<b>Contact block for ZCD bodies</b>			
1NO + 1NC	2	XE2SP2151 <input checked="" type="checkbox"/>	738
1NO + 2NC	3	XE3SP2141	1821

**XCK-M Limit Switches**



- 1 NO + 1 N/C with positive opening operation
- Heavy duty oil-tight to IP 665
- Up to 20 million operations

Description	Reference	Unit MRP [₹]
<b>Body</b>		
Body - 1 NC + 1 NO - terminals	ZCKM1 <input checked="" type="checkbox"/>	1908
Spare contacts	XE2SP2151 <input checked="" type="checkbox"/>	738
For ordering complete limit switches, please select body and head listed above		
<b>Head</b>		
Head - steel roller plunger	ZCKD02 <input checked="" type="checkbox"/>	975
Head - cat's whisker	ZCKD06 <input checked="" type="checkbox"/>	1071
Head - spring rod lever	ZCKD08 <input checked="" type="checkbox"/>	1102
Head - steel end plunger	ZCKD10 <input checked="" type="checkbox"/>	567
Delrin roller lever head	ZCKD15 <input checked="" type="checkbox"/>	1177
Delrin roller lever plunger head	ZCKD21 <input checked="" type="checkbox"/>	1102
Steel roller lever plunger head	ZCKD23	1388
Variable length Delrin roller lever	ZCKD41 <input checked="" type="checkbox"/>	1439

Please contact Customer care center for Stockable and Non stockable status of references.

NORMAL STOCK ITEMS

W.E.F. January 25, 2022

**XCK-P Thermoplastic**



Conforming to IEC 947-5-1  
 Degree of Protection - IP 653  
 Double insulated  
 Class II conforming to IEC 536  
 15 million mechanical durability  
 1 NO+1 NC 2 pole snap action contacts with positive opening

Description	Reference	Unit MRP [₹]
Steel roller plunger - 1 NC + 1 NO	XCKP2102G11 <input checked="" type="checkbox"/>	1468
Cat's whisker - 1 NC + 1 NO	XCKP2106G11 <input checked="" type="checkbox"/>	2223
Steel end plunger - 1 NC + 1 NO	XCKP2110G11 <input checked="" type="checkbox"/>	1220
Delrin roller lever <sup>(1)</sup>	XCKP2118G11 <input checked="" type="checkbox"/>	1256
Delrin roller lever plunger, horizontal direction - 1 NC + 1 NO	XCKP2121G11 <input checked="" type="checkbox"/>	1508
Delrin roller lever plunger, vertical direction - 1 NC + 1 NO	XCKP2127G11 <input checked="" type="checkbox"/>	2321
Adjustable roller lever - 1 NC + 1 NO (1) (Variable Length)	XCKP2145G11 <input checked="" type="checkbox"/>	1468
Spare contact block	XE2SP2151 <input checked="" type="checkbox"/>	738

**Note :** 1 tapped entry for size 11 cable gland  
 (1) Adjustable through 360° in 5 steps

**XCMD Metal, compact**



Conforming to IEC 947-5-1  
 IP 67 conforming to IEC 529  
 Pre-cabled, 5 x 0.75 mm<sup>2</sup>  
 Single pole 1 C/O contact, snap action

Description	Reference	Unit MRP [₹]
Steel roller plunger	XCMD2102L1 <input checked="" type="checkbox"/>	3473
Metal end plunger	XCMD2110L1 <input checked="" type="checkbox"/>	2936
Thermoplastic roller lever	XCMD2115L1 <input checked="" type="checkbox"/>	3035

**XCK - J Metal**



1NO + 1NC  
 Snap action  
 Positive opening operation  
 30 million operations  
 Heavy Duty Oil Tight to IP 667  
 Accuracy = 0.01 mm

Description	Reference	Unit MRP [₹]
Head - without operating lever - Rotary head	ZCKE05 <input checked="" type="checkbox"/>	2005
Head - cat's whisker	ZCKE06 <input checked="" type="checkbox"/>	2019
Head - spring rod lever	ZCKE08 <input checked="" type="checkbox"/>	2191
Head - steel roller lever	ZCKE23	3548
Head - metal end plunger	ZCKE61	1717
Head - reinforced end plunger	ZCKE67 <input checked="" type="checkbox"/>	2862
Body - 1 NC + 1 NO - terminals	ZCKJ1 <input checked="" type="checkbox"/>	2413
Body - 2 OC - terminals 2 NO + 2 NC	ZCKJ2 <input checked="" type="checkbox"/>	3910
Steel roller lever	ZCKY13 <input checked="" type="checkbox"/>	519
Delrin roller lever Ø 50 mm	ZCKY41 <input checked="" type="checkbox"/>	758
Nylon round rod Ø 6 mm	ZCKY59 <input checked="" type="checkbox"/>	437
spare contacts	XE2SP2151 <input checked="" type="checkbox"/>	738

**Note:**

- For ordering complete Limit Switches, please select body, head and, if necessary, roller listed above

Please contact Customer care center for Stockable and Non stockable status of references.

NORMAL STOCK ITEMS

W.E.F. January 25, 2022

### Tiger Limit Switches

XCJ-Thermoplastic



Conforming to IEC 60947-5-1  
Degree of Protection - IP 40, IK 04  
Mechanical durability - 10 million operations  
Operating frequency - 120 operations per minute  
Light Duty application

Description	Type of Approach	Reference	Unit MRP [₹]
Steel roller plunger - 1OC	For lateral cam movement	XCJ102C <input checked="" type="checkbox"/>	1193
Steel roller plunger	For transverse cam movement	XCJ103C <input checked="" type="checkbox"/>	1270
Steel end plunger	Vertical cam approach	XCJ110C <input checked="" type="checkbox"/>	1069
Short flat roller lever plunger	One way operation	XCJ121C	1595
Short flat lever plunger		XCJ125C	866
Long flat lever plunger		XCJ126C <input checked="" type="checkbox"/>	994
short roller lever plunger - flat		XCJ127C <input checked="" type="checkbox"/>	895
Long roller lever plunger - flat		XCJ128C <input checked="" type="checkbox"/>	1000

### XCE-Metal Zinc Alloy



Conforming to IEC 60947-5-1  
Degree of Protection - IP 65  
Mechanical durability - 10 million operations  
Operating frequency - 120 operations per minute  
Medium Duty application

Description	Reference	Unit MRP [₹]
Steel roller plunger for lateral cam movement	XCE102C <input checked="" type="checkbox"/>	1603
Steel end plunger	XCE110C <input checked="" type="checkbox"/>	1469
Thermoplastic roller lever	XCE118C <input checked="" type="checkbox"/>	1646
Variable length thermoplastic roller lever	XCE145C <input checked="" type="checkbox"/>	1989
Round rod Ø3 mm steel rod	XCE154C	2872
Spring rod lever	XCE181C	1911

### XCKN Limit Switches



Plastic body  
Conforming to IEC60947-5-1, EN60947-5-1, UL 508, CSA  
C22-2 n°14 standards  
Degree of Protection - IP65  
Tapped entry for n°11 cable gland  
2 pole N/C + N/O, snap action

Description	Type of Approach	Reference	Unit MRP [₹]
Steel roller plunger - 1 NC + 1 NO	Lateral cam approach 2 directions	XCKN2102G11 <input checked="" type="checkbox"/>	1029
Cat's whisker - 1 NC + 1 NO	Multi-directional approach	XCKN2106G11 <input checked="" type="checkbox"/>	1229
Spring lever - 1 NC + 1 NO	Multi-directional approach	XCKN2108G11 <input checked="" type="checkbox"/>	1830
Steel end plunger - 1 NC + 1 NO	Vertical approach 1 direction	XCKN2110G11 <input checked="" type="checkbox"/>	868
Thermoplastic roller lever - 1 NC + 1 NO	Lateral approach 2 directions	XCKN2118G11 <input checked="" type="checkbox"/>	907
Thermoplastic roller lever plunger, horizontal direction - 1 NC + 1 NO	Lateral approach 1 direction	XCKN2121G11 <input checked="" type="checkbox"/>	1133
Variable length adjustable roller lever - 1 NC + 1 NO	Lateral approach 2 directions	XCKN2145G11 <input checked="" type="checkbox"/>	1090
Variable length adjustable Thermoplastic roller lever Ø 50 mm - 1 NC + 1 NO	Lateral approach 2 directions	XCKN2149G11 <input checked="" type="checkbox"/>	1339
Variable length adjustable Thermoplastic large roller lever Ø 50 mm - 1 NC + 1 NO, snap action	Lateral approach 2 directions	XCKN2149P20S64 <input checked="" type="checkbox"/>	946
Variable length adjustable Thermoplastic large roller lever Ø 50 mm - 1 NC + 1 NO, Slow-break, break before make	Lateral approach 2 directions	XCKN2549P20S64 <input checked="" type="checkbox"/>	954

Please contact Customer care center for Stockable and Non stockable status of references.

NORMAL STOCK ITEMS

W.E.F. January 25, 2022

**XCMN Limit Switches**



Miniature design  
 Conforming to IEC60947-5-1, EN60947, UL 508, CSA C22-2 n°14 standards  
 Degree of Protection - IP65  
 Plastic body with metal head  
 1 metre PVR cable supplied as standard (4 x 0.75mm<sup>2</sup>)  
 2 pole N/C + N/O, snap action contact  
 Mechanical durability - 5 million operating cycles

Description	Reference	Unit MRP [₹]
Steel roller plunger for lateral cam approach	XCMN2102L1	2156
Cat's whisker - 1 NC + 1 NO	XCMN2106L1	3310
Steel end plunger	XCMN2110L1	1873
Thermoplastic roller lever - 1 NC + 1 NO	XCMN2115L1	2068
roller lever plunger - 1 NC + 1 NO - one direction actuation	XCMN2121L1	2427
Thermoplastic adjustable roller lever - 1 NC + 1 NO	XCMN2145L1	2352

**XCKMR (Metal) Limit Switches**



For Hoisting & material handling Application  
 3 Cable Entry

Type of Operator	Contact Type	Cable Entry	Reference	Unit MRP [₹]
With Cruciform metal rod	2x2 pole NC + NC Staggered	M20 x 1.5	XCKMR54D1H29 <input checked="" type="checkbox"/>	12509
With Cruciform metal rod	2x2 pole NC + NC Staggered	PG 13 Cable Gland	XCKMR54D1 <input checked="" type="checkbox"/>	14171

**XCKVR (Plastic) Limit Switch**



Type of Operator	Contact Type	Cable Entry	Reference	Unit MRP [₹]
With cruciform metal rod	2x2 pole NC+NC staggered	M20x1.5	XCKVR54D1H29 <input checked="" type="checkbox"/>	5391

**Conveyor Belt Shift Monitoring Switches**



Type of Operator	Tripping Angle	Reference	Unit MRP [₹]
Spring return roller zinc plated steel with lever for corrosive atmosphere	10° fault signalling 18° stopping of the conveyor belt	XCRT115	20925
Spring return roller stainless steel with lever	10° fault signalling 18° stopping of the conveyor belt	XCRT215	44922
Spring Return steel roller lever	23° Stopping of the Conveyor Belt (1 C/O)	XCKJ105217H29	4961

**Note:**  
 • Accuracy = 0.05 mm  
 • 3 cable entries tapped for CM10 cable glands

Please contact Customer care center for Stockable and Non stockable status of references.

NORMAL STOCK ITEMS

W.E.F. January 25, 2022

**XCKM.LC Metal**



1NO + 1NC Snap action  
 10 millions operations  
 Heavy Duty Oil tight IP66, IK05

Operation type	Connection	Reference	Unit MRP [₹]
Metal end plunger	Pg11	XCKM110LC	2838
Steel roller plunger	PG11	XCKM102LC	2838
Steel roller lever	Pg11	XCKM116LC	2044
Steel roller lever	M20	XCKM116H29LC	2497
Steel roller lever Horizontal actuation	Pg11	XCKM2023LC	2044

**XCKJ.LC**



1NO + 1NC  
 Snap action  
 10 million operations  
 Heavy Duty Oil Tight to IK07, IP66, IP67

Operation Type	Connection	Reference	Unit MRP [₹]
Metal end plunger	Pg 13.5	XCKJ161LC	1962
Steel roller plunger	M20	XCKJ167H29LC	2023
Steel roller plunger	Pg 13.5	XCKJ167LC	2023
Steel roller lever	M20	XCKJ10513H29LC	1911
Steel roller lever	Pg13.5	XCKJ10513LC	1893
Var.length Thermoplastic roller lever	M20	XCKJ10541H29LC	2348
Var.length Thermoplastic roller lever	Pg13.5	XCKJ10541LC	2348
Polyamide 6 mm rod lever	M20	XCKJ10559H29LC	2182
Var.length Steel roller lever	M20	XCKJ10543H29LC	1977
Var.length Steel roller lever	Pg13.5	XCKJ10543LC	1805

**XCK-T Thermoplastic**



Conforming to IEC 947-5-1  
 Degree of Protection - IP 653  
 Double insulated  
 Class II conforming to IEC 536  
 15 Million Mechanical durability  
 1 NO+1 NC 2 pole snap action contacts with positive opening

Description	Reference	Unit MRP [₹]
Steel roller plunger - 1 NC + 1 NO	XCKT2102G11	2035
Steel end plunger - 1 NC + 1 NO	XCKT2110G11	2432
Delrin - roller lever plunger, horizontal direction - 1 NC + 1 NO	XCKT2121G11	2035

Note : 2 tapped entries for size 11 cable glands  
 (1) Adjustable through 360° in 5 steps

Please contact Customer care center for Stockable and Non stockable status of references.

NORMAL STOCK ITEMS

W.E.F. January 25, 2022

**Wireless and Batteryless OsiSense XCMW**



Uses Zigbee® protocol for best-in-class communication performance  
 Up to 100m distance in open field  
 Up to 32 transmitters per receiver (ZBRRC and ZBRRD receivers)  
 Top performance with access point receiver:  
 • Through Modbus serial  
 • Through Modbus/TCP protocol

Operation	Reference	Unit MRP [₹]
Metal end plunger	XCMW110	On Request
Steel roller plunger	XCMW102	On Request
Thermoplastic roller lever	XCMW115	On Request
Steel roller lever	XCMW116	On Request
Variable length thermoplastic roller lever	XCMW145	On Request

**XZBW, universal wireless solution for sensors**



Brings wireless transmission to any standard sensor or switch.  
 Savings on cables, cable tray & related maintenance costs.  
 Compatible with any type of PNP/ NPN or contact sensor  
 One digital input per emitter  
 Connect up to two emitters per receiver

Operation	Reference	Unit MRP [₹]
Wireless transmitter for sensors and switches	XZBWE112A24	On Request
Programmable receiver - 4 PNP - 200 mA - 24 V DC - 2 pusbuttons - 6 LEDs	XZBWR2STT24	On Request

**Safety Detection Solution**



Guard Switch, Actuator Operated  
 Plastic, Turret Head  
 Mechanical Durability = >1 Million operating cycle  
 NC contact with positive opening

Operation	Cable Entry	Reference	Unit MRP [₹]
3 Pole NC+ NC + NO - Snap Action	Pg 11	XCSPA491	3734
2 Pole NC + NO - Break Before Make, Slow Break	Pg 11	XCSPA591	2833
2 Pole NC + NO - Break Before Make, Slow Break	½" NTP	XCSPA592 <input checked="" type="checkbox"/>	2306
2 Pole NC + NC - Slow Break	Pg 11	XCSPA791	2543
2 Pole NC + NC - Slow Break	½" NTP	XCSPA792	2785
3 Pole NC+ NO + NO - Slow Break (2NO Staggered)	Pg11	XCSTA591 <input checked="" type="checkbox"/>	3457

Please contact Customer care center for Stockable and Non stockable status of references.

NORMAL STOCK ITEMS

W.E.F. January 25, 2022



**XCS LE /LF Safety Solenoid Interlock**



Body Type	Contacts	Voltage	Locking	Reference	Unit MRP [₹]
Metal	NO + NC	24V AC/DC	On de-energisation	XCSLF2525312	20378
Plastic	NO + NC	24V AC/DC	On de-energisation	XCSLE2525312 <input checked="" type="checkbox"/>	15694
Plastic	NC + NC + NO	24V AC/DC	On de-energisation	XCSLE3737312	18993

**XCSDM Safety coded Magnetic Switch**



Contact*	Body Size	Connection	Reference	Unit MRP [₹]
2-pole 1 NC + 1 NO (staggered)	Compact 51 x 16 x 7	2m Cable	XCSDMC5902 <input checked="" type="checkbox"/>	5476
2-pole 1 NO + 1 NO (staggered)	Compact 51 x 16 x 7	2m Cable	XCSDMC7902	6013
2-pole 1 NC + 1 NO (staggered)	Standard 88 x 25 x 13	2m Cable	XCSDMP5902	4377
2-pole 1 NO + 1 NO (staggered)	Standard 88 x 25 x 13	2m Cable	XCSDMP7902	4839
3-pole 1 NC + 1 NO + 1 NO (staggered)	Standard 88 x 25 x 13	M12 Connector	XCSDMP700L01M12	11516
3-pole 1 NC + 1 NO + 1 NO (staggered)	Standard 88 x 25 x 13	M12 Connector	XCSDMP701L01M12	8012
2-pole 1 NC + 1 NO (staggered)	Cylindrical D=30, L= 38.5	M12 Connector	XCSDMR590L01M12	7257

Please contact Customer care center for Stockable and Non stockable status of references.

NORMAL STOCK ITEMS

W.E.F. January 25, 2022

**Specifications: Metal/Plastic Body, Precabled, Universal M8, M12 connector, Sensing Distance: Upto 15 mm**

[Sn] nominal sensing distance	Sensor design	Discrete output function	Discrete Output type	Reference	Unit MRP [₹]	
<b>Three Wire Metal 12-24V DC, Flush Mountable - Threaded</b>						
1.5mm	M8	1 NO	NPN	XS108BLNAL2	1675	
			PNP	XS108BLPAL2 <input checked="" type="checkbox"/>	1384	
				XS108BLPAM12 <input checked="" type="checkbox"/>	1486	
				XS108BLPAM8	1514	
<b>Three Wire Metal 12-24V DC, Non Flush Mountable - Threaded</b>						
2.5mm	M8	1 NO	NPN	XS208BLNAL2 <input checked="" type="checkbox"/>	1907	
			PNP	XS208BLPAL2 <input checked="" type="checkbox"/>	1924	
				XS208BLPAM12	2830	
<b>Three Wire Metal 12-24V DC, Flush Mountable - Threaded</b>						
2mm	M12	1 NO	1NC	PNP	XS112BLPBL2 <input checked="" type="checkbox"/>	2368
			PNP	XS112BLNAL2 <input checked="" type="checkbox"/>	1272	
				XS112BLNAM12	1616	
				XS112BLPAL2 <input checked="" type="checkbox"/>	1221	
				XS112BLPAM12 <input checked="" type="checkbox"/>	1186	

**Specifications : Metal/Plastic Body, Precabled, Universal M8, M12 connector, Sensing Distance: Upto 15mm**

[Sn] nominal sensing distance	Sensor design	Discrete output function	Discrete Output type	Reference	Unit MRP [₹]	
<b>Two Wire - 12-240V AC Metal, Flush Mountable - Threaded</b>						
<b>Three Wire Metal 12-24V DC, Non Flush Mountable - Threaded</b>						
4 mm	M12	1 NC	NPN	XS212BLNBL2 <input checked="" type="checkbox"/>	1624	
			PNP	XS212BLPBL2 <input checked="" type="checkbox"/>	1766	
				XS212BLNAL2	1314	
				XS212BLNAM12	2034	
		1 NO	PNP	XS212BLPAL2 <input checked="" type="checkbox"/>	1310	
			PNP	XS212BLPAL5	1733	
				XS212BLPAM12	1531	
				<b>Three Wire Metal 12-24V DC, Flush Mountable - Threaded</b>		
5 mm	M18	1 NO	1NC	PNP	XS118BLPBL2	1955
			PNP	XS118BLNAL2 <input checked="" type="checkbox"/>	1531	
				XS118BLNAM12	2065	
				XS118BLPAL2 <input checked="" type="checkbox"/>	1376	
				XS118BLPAL5	2758	
				XS118BLPAM12 <input checked="" type="checkbox"/>	1974	
<b>Three Wire Metal 12-24V DC, Non Flush Mountable - Threaded</b>						
8 mm	M18	1 NO	NPN	XS218BLNAL2 <input checked="" type="checkbox"/>	1338	
				XS218BLNAM12	2019	
			PNP	XS218BLPAL2 <input checked="" type="checkbox"/>	1310	
				XS218BLPAL5	1733	
				XS218BLPAM12 <input checked="" type="checkbox"/>	1466	

**Specifications : Metal/Plastic Body, Precabled, Universal M8, M12 connector, Sensing Distance: Upto 15mm**

[Sn] Nominal sensing distance	Sensor design	Discrete Output function	Discrete Output type	Reference	Unit MRP [₹]	
<b>Three Wire Metal 12-24V DC, Flush Mountable - Threaded</b>						
10mm	M30	1 NO	1NC	PNP	XS130BLPBL2	2634
			PNP	NPN	XS130BLNAL2 <input checked="" type="checkbox"/>	2554
				XS130BLPAL2 <input checked="" type="checkbox"/>	1497	
				XS130BLPAM12	2616	
<b>Three Wire Metal 12-24V DC, Non Flush Mountable - Threaded</b>						
15mm	M30	1 NO	1NC	PNP	XS230BLPBL2	1670
			PNP	NPN	XS230BLNAL2	2329
				XS230BLPAL2 <input checked="" type="checkbox"/>	1455	
				XS230BLPAL5	2508	
				XS230BLPAM12	2634	

**Note :**

- L2 stands for sensors with 2m cable
- L5 stands for sensors with 5m cable
- L10 stands for sensors with 10m cable
- M8 & M12 stand for universal connectors.
- Connectors to be ordered seperately.

Please contact Customer care center for Stockable and Non stockable status of references.

NORMAL STOCK ITEMS

W.E.F. January 25, 2022

**Extended Sensing Range**

[Sn] Nominal sensing distance	Sensor design	Discrete Output function	Discrete Output type	Reference	Unit MRP [₹]
<b>Three Wire Metal 10-36V DC, Flush Mountable - Threaded</b>					
2.5 mm (Length 51 mm)	M8	1 NO	PNP	XS608B1PAL2	4635
2.5 mm (Length 51 mm)	M8	1 NO	PNP	XS608B1PAM12 <input checked="" type="checkbox"/>	4351
4 mm (Length 53 mm)	M12	1 NO	PNP	XS612B1PAL2 <input checked="" type="checkbox"/>	3847
4 mm (Length 53 mm)	M12	1 NO	PNP	XS612B1PAM12 <input checked="" type="checkbox"/>	3283
8 mm (Length 62 mm)	M18	1 NO	PNP	XS618B1PAL2 <input checked="" type="checkbox"/>	4409
8 mm (Length 62 mm)	M18	1 NO	PNP	XS618B1PAM12 <input checked="" type="checkbox"/>	4019
15 mm (Length 62 mm)	M30	1 NO	PNP	XS630B1PAL2 <input checked="" type="checkbox"/>	5263
15 mm (Length 62 mm)	M30	1 NO	PNP	XS630B1PAM12 <input checked="" type="checkbox"/>	5000
<b>Three Wire Metal 12-24V DC, Flush Mountable - Threaded</b>					
4 mm	M12	1 NO	PNP	XS112B3PAL2	2735
				XS112B3PAM12 <input checked="" type="checkbox"/>	2263
<b>Three Wire Metal 12-24V DC, Flush Mountable - Threaded</b>					
8 mm	M18	1 NO	PNP	XS118B3PAL2	3166
				XS118B3PAM12	3879
8 mm	M18	1 NO	PNP	XS118B3PAL2	3166
				XS118B3PAM12	3879
<b>Three Wire Metal 12-24V DC, Flush Mountable - Threaded</b>					
15 mm	M30	1 NO	PNP	XS130B3PAM12	3328

**Multi Current/Multi Voltage sensor for AC/DC Application**

**2 Wire, Supply voltage 20...264 LED Out Put State Indicator**

[Sn] Nominal sensing distance	Sensor design	Discrete Output function	Reference	Unit MRP [₹]
4 mm	M12	NO	XS612B1MAL2 <input checked="" type="checkbox"/>	7566
8 mm	M18	NO	XS618B1MAL2 <input checked="" type="checkbox"/>	5398
15 mm	M30	NO	XS630B1MAL2 <input checked="" type="checkbox"/>	5871

Multi Current/Multi voltage Sensor for AC/DC Application  
 2 wire connection  
 Supply voltage 20...264 V

**Flush-Non flush mountable via teach mode**

25 mm	40 x 40 x 15	AC/DC NO	XS8C1A1MAL2	10858
60 mm	80 x 80 x 26	AC/DC NO	XS8D1A1MAL2	16166

**Speed Rotation Monitoring Proximity Switches**

[Us] Rated Supply voltage	Switching capacity	Wiring technique	[Sn] Sensing distance	Operating zone	Adjustable Freq. Impulse/min	Reference	Unit MRP [₹]
24...210 V DC 24...240 V AC 50/60 Hz	5...200 mA DC 5...350 mA AC	2-wire AC/DC	10 mm	0...8 mm	6...150	XSAV11801 <input checked="" type="checkbox"/>	15065
					120...3000	XSAV12801 <input checked="" type="checkbox"/>	24864
12...48 V DC	≤ 200 mA overload and short-circuit protection	3-wire DC PNP	10 mm	0...8 mm	6...150	XSAV11373 <input checked="" type="checkbox"/>	20951
					120...3000	XSAV12373 <input checked="" type="checkbox"/>	16760

**Accessories**

Description	Sensor Design	Reference	Unit MRP [₹]
Fixing for cylindrical sensor	m18	XSZB118	836

Please contact Customer care center for Stockable and Non stockable status of references.

NORMAL STOCK ITEMS

W.E.F. January 25, 2022

**XS Flat Type [Inductive Sensors]**

Rated Supply voltage-12...24V DC



Description	Output Function	Switching capacity in mA	[Sn] Sensing distance	Reference	Unit MRP [₹]
Flat form 40x40x15	PNP [NO], 3-wire	<=100 mA	Flush-15mm	XS7C1A1PAL2	4446
Flat form 80x80x26	PNP [NO], 3-wire	<=100 mA	Flush-40mm	XS7D1A1PAL2	6181
Flat form 40x40x15	PNP [NO], 3-wire	<=200mA	Non-Flush-25mm	XS8C1A1PAL2	16767
Flat form 80x80x26	PNP [NO], 3-wire	<=200mA	Non-Flush-60mm	XS8D1A1PAL2	10534



XS Cubic C2 Form



XS Turret Form

Sensing range	Output	Connection	Reference	Unit MRP [₹]
<b>XS Cubic C2 Form</b>				
15mm	1 NO	Terminal	XS7C2A1PAM12	3657
20mm	1 NO + 1 NC	Terminal	XS8C2A1PCM12	4635
40mm	1 NO + 1 NC	Terminal	XS8C2A4PCM12 <input checked="" type="checkbox"/>	5328
<b>XS Turret Form</b>				
15 mm	1NO + 1 NC programmable	Terminals	XS7C4A1DPG13	6546
15 mm	1NO + 1 NC programmable	Terminals	XS7C4A1MPG13 <input checked="" type="checkbox"/>	7403
20mm	1NO+ 1NC	Terminals	XS8C4A1PCG13 <input checked="" type="checkbox"/>	6510
20mm	1NO+ 1NC	Terminals	XS8C4A1PCP20	8040
20mm	1NO + 1 NC programmable	Terminals	XS8C4A1DPG13	15332
20mm	1NO + 1 NC programmable	Terminals	XS8C4A1MPG13	10405
20mm	1NO + 1 NC programmable	Terminals	XS8C4A1MPP20	8324
20mm	1NO + 1 NC programmable	Terminals	XS8C4A1MPG13	10405

**XT Capacitive sensor**

Sensing range	Output	Connection	Reference	Unit MRP [₹]
8mm	1 NO	2M Cable	XT218A1PAL2	4467
8mm	1NC + NO	M12 Connector	XT218A1PCM12 <input checked="" type="checkbox"/>	4434
15mm	1NO	2M Cable	XT230A1PAL2 <input checked="" type="checkbox"/>	4880
15mm	1NO + 1 NC	M12 connector	XT230A1PCM12	4577

Please contact Customer care center for Stockable and Non stockable status of references.

NORMAL STOCK ITEMS

W.E.F. January 25, 2022

**OsiSense Ultasonic XX**



3 wire connection  
Supply voltage 10-28 V DC  
Plastic case

[Sn] Nominal Sensing Distance	Sensor Design	Discrete Output Function	Reference	Unit MRP [₹]
50 cm	M18	PNP NO	XX518A3PAM12	13867

**OsiSense XX**



Ultrasonic Sensor for monitoring 2 levels

Sensing Distance	Output	Connection	Reference	Unit MRP [₹]
0.5m	PNP [NO]	M12	XX218A3PHM12	15833

Please contact Customer care center for Stockable and Non stockable status of references.

NORMAL STOCK ITEMS

W.E.F. January 25, 2022



Connector Type	Connection	Shape	Length	Reference	Unit MRP [₹]
Osi Sense XZ PUR cable Industrial high end use Nominal Current 4A Matt Black Colour Operation temperature -35 .. +90OC IP 67					
PUR Pre-wired connector	M8, 3 pins	Straight	2m	XZCP0566L2	948
PUR Pre-wired connector	M8, 3 pins	Straight	5m	XZCP0566L5	1223
PUR Pre-wired connector	M8, 3 pins	Elbowed	5m	XZCP0666L5	1365
PUR Pre-wired connector	M8, 4 pins	Straight	2m	XZCP0941L2	1092
PUR Pre-wired connector	M8, 4 pins	Straight	5m	XZCP0941L5	1365
PUR Pre-wired connector	M8, 4 pins	Elbowed	2m	XZCP1041L2	1092
PUR Pre-wired connector	M8, 4 pins	Elbowed	5m	XZCP1041L5	1365
PUR Pre-wired connector	M12, 4 pins	Straight	2m	XZCP1141L2 <input checked="" type="checkbox"/>	912
PUR Pre-wired connector	M12, 4 pins	Straight	5m	XZCP1141L5 <input checked="" type="checkbox"/>	1425
PUR Pre-wired connector	M12, 4 pins	Elbowed	2m	XZCP1241L2 <input checked="" type="checkbox"/>	965
PUR Pre-wired connector	M12, 4 pins	Elbowed	5m	XZCP1241L5 <input checked="" type="checkbox"/>	1698
Osi Sense XZ PVC Cable ● General use ● Nominal Current 3A ● Grey Colour ● Operating temperature -25..+80°C ● IP 65					
PVC Pre-wired connector	M8, 3 pins	Straight	2m	XZCPV0566L2	852
PVC Pre-wired connector	M8, 3 pins	Straight	5m	XZCPV0566L5	869
PVC Pre-wired connector	M8, 3 pins	Elbowed	5m	XZCPV0666L5	1306
PVC Pre-wired connector	M8, 4 pins	Straight	2m	XZCPV0941L2 <input checked="" type="checkbox"/>	819
PVC Pre-wired connector	M8, 4 pins	Straight	5m	XZCPV0941L5	1473
PVC Pre-wired connector	M8, 4 pins	Elbowed	5m	XZCPV1041L5	1029
PVC Pre-wired connector	M12, 4 pins	Straight	2m	XZCPV1141L2 <input checked="" type="checkbox"/>	639
PVC Pre-wired connector	M12, 4 pins	Straight	5m	XZCPV1141L5 <input checked="" type="checkbox"/>	831
PVC Pre-wired connector	M12, 4 pins	Elbowed	2m	XZCPV1241L2 <input checked="" type="checkbox"/>	729
PVC Pre-wired connector	M12, 4 pins	Elbowed	5m	XZCPV1241L5 <input checked="" type="checkbox"/>	814
Osi Sense XZ Connector ● Protection IP67 ● Connection Type Screw Threaded					
Male connector	M12, 4 Pin	Straight		XZCC12MDM40B	514
Male connector	M12, 4 Pin	Elbowed		XZCC12MCM40B	563
Male connector	M12, 5 Pin	Straight		XZCC12MDM50B	1137
Male connector	M12, 5 Pin	Elbowed		XZCC12MCM50B	1137
Female connector	M12, 4 Pin	Straight		XZCC12FDM40B	504
Female connector	M12, 4 Pin	Elbowed		XZCC12FCM40B <input checked="" type="checkbox"/>	514

Please contact Customer care center for Stockable and Non stockable status of references.

NORMAL STOCK ITEMS

W.E.F. January 25, 2022

Industrial PC and Displays



- Our comprehensive Magelis iPC range offers industrial PCs for improved productivity and an enhanced user experience. Choose the right industrial PC for your environment, from our wide range and be confident that they are designed to last

Product description	Reference	Unit MRP [₹]
Box PC Perf. HDD DC Win 8.1 2 slots	HMIBMPHI74D2801	On Request
Box PC Perf. HDD DC Win 8.1 4 slots	HMIBMPHI74D4801	On Request
Box PC Perf. SSD DC Win 7 4 slots	HMIBMPSI74D470L	On Request
Box PC Perf. SSD DC Win 8.1 4 slots	HMIBMPSI74D4801	On Request
Box PC Univ. DC Base unit 4Gb 2 slots	HMIBMU0I29D2001	On Request
Box PC Universal CFast DC WES 2 slots	HMIBMUJCI29D2W01	On Request
Box PC Universal HDD DC Win 8.1 2 slots	HMIBMUHI29D2801	On Request
Box PC Universal HDD DC Win 8.1 4 slots	HMIBMUHI29D4801	On Request
Box PC Universal SSD DC Win 8.1 2 slots	HMIBMUSI29D2801	On Request
S-BOX PC Optimized CFlash DC 1 slot	HMIBSOCND1E01	On Request
S-BOX PC Universal No OS DC 1 slot	HMIBSUOND1001	On Request
S-BOX PC Universal CFast DC 1 slot	HMIBSUCND1W01	On Request
S-BOX PC Universal SSD DC 1 slot	HMIBSUSND1W01	On Request
Box PC Universal Hard Disk DC 2 slots	HMIBUHND2P01	On Request
iDisplay monitor 12" Touch DC DVI	HMIDID64DTD1	On Request
iDisplay monitor 15" Touch DC DVI	HMIDID73DTD1	On Request
Display PC 4:3 12" single t. for HMIBM	HMIDM6421	On Request
Display PC Wide 12" multi-t. for HMIBM	HMIDM6521	On Request
Display PC 4:3 15" single t. for HMIBM	HMIDM7421	On Request
Display PC Wide 15" multi-t. for HMIBM	HMIDM7521	On Request
Display PC Wide 19" multi-t. for HMIBM	HMIDM9521	On Request
Display PC Wide 22" multi-t. for HMIBM	HMIDMA521	On Request
Enclosed PC Perf. W19 DC - Base unit	HMIPPEP0952D1001	On Request
Enclosed PC Perf. SSD W19 DC Win 8.1	HMIPPEPS952D1801	On Request
Panel PC 12" Performance - Base unit	HMIPP06D0001	On Request
Panel PC Perform. SSD 12" AC 2 slots	HMIPPF6A2701	On Request
Panel PC Perform. F.Disk 15" AC 2 slots	HMIPPF7A2701	On Request
Panel PC Perform. HDD 12" AC 2 slots	HMIPPH6A2701	On Request
Panel PC Perform. H.Disk 15" AC 0 slot	HMIPPH7A0701	On Request
Panel PC Perf 15" stainless HDD AC 2 slt	HMIPRH7A2701	On Request
S-Panel PC Optimized W10 DC - Base unit	HMIPSO0552D1001	On Request
S-Panel PC Optimized W15 DC - Base unit	HMIPSO0752D1001	On Request
S-Panel PC Optimized CFast W15 DC WES	HMIPSOC752D1W01	On Request
S-Panel PC Optimized HDD W10 DC Win 8.1	HMIPSOH552D1801	On Request
S-Panel PC Optimized HDD W15 DC Win 8.1	HMIPSOH752D1801	On Request
S-Panel PC Optimized SSD W10 DC Win 8.1	HMIPSO5552D1801	On Request
S-Panel PC Optimized SSD W15 DC Win 8.1	HMIPSO5752D1801	On Request
S-Panel PC Performance W15 DC -Base unit	HMIPSP0752D1001	On Request
S-Panel PC Performance W19 DC -Base unit	HMIPSP0952D1001	On Request
S-Panel PC Perf. CFast W15 DC WES	HMIPSPC752D1W01	On Request
S-Panel PC Perf. CFast W19 DC WES	HMIPSPC952D1W01	On Request
S-Panel PC Performance HDD W15 DC Win8.1	HMIPSPH752D1801	On Request
S-Panel PC Performance HDD W19 DC Win8.1	HMIPSPH952D1801	On Request
S-Panel PC Performance SSD W15 DC Win8.1	HMIPSPS752D1801	On Request
S-Panel PC Performance SSD W19 DC Win8.1	HMIPSPS952D1801	On Request
Panel PC Univ 15" stainless HDD DC 2 slt	HMIPTH7D2P01	On Request
Panel PC 12" Universal - Base unit	HMIPU06D0001	On Request
Panel PC Universal CFast 12" AC 0 slot	HMIPUC6A0E01	On Request
Panel PC Universal CFast 12" DC 0 slot	HMIPUC6D0E01	On Request
Panel PC Universal SSD 12" AC 0 slot	HMIPUF6A0701	On Request
Panel PC Universal SSD 12" DC 0 slot	HMIPUF6D0701	On Request
Panel PC Universal HDD 12" AC 0 slot	HMIPUH6A0701	On Request
Panel PC Universal HDD 12" DC 0 slot	HMIPUH6D0701	On Request
Panel PC Univ. H.Disk 15" DC 2 slots	HMIPUH7D2P01	On Request
Panel PC Universal H.Disk 19" AC 0 slot	HMIPUH9A0P01	On Request
Panel PC Universal H.Disk 19" AC 2 slots	HMIPUH9A2P01	On Request
Panel PC Univ. H.Disk 19" DC 2 slots	HMIPUH9D2P01	On Request
Panel PC Optimum Compact Flash 15" DC	HMIPWC7D0E01	On Request

Please contact Customer care center for Stockable and Non stockable status of references.

NORMAL STOCK ITEMS

W.E.F. January 25, 2022

**RACK IPC**

Product description	Reference	Unit MRP [₹]
Rack PC 2U Optimized HDD AC 3 slots	HMIRSOHPA3W01	On Request
Rack PC 4U Performance SSD AC 6 slots	HMIRSPFXA6701	On Request
Rack PC 4U Perf. SSD AC redund. 6 slots	HMIRSPFXR6702	On Request
Rack PC 4U Performance HDD AC 6 slots	HMIRSPHXA6701	On Request
Rack PC 4U Perf. HDD AC 6 slots PES	HMIRSPHXA67P1	On Request
Rack PC 4U Perf. HDD AC 6 slots server	HMIRSPSXR6S01	On Request
Rack PC 4U Perf. HDD AC 6 slots server	HMIRSPSXR6T01	On Request
Rack PC 2U Universal HDD AC 3 slots	HMIRSUH3A3701	On Request
Rack PC 2U Universal SSD AC 3 slots	HMIRSUS3A3701	On Request
Vijeo XD RT, printed	HMIRTWCZLSPMZZ	On Request
Rack PC 2U Optim. HDD AC 3 slots No OS	HMIRXOHPA3001	On Request
Rack PC 2U Optimized HDD AC 3 slots	HMIRXOHPA3W01	On Request

**Magelis GTU**



- High performance modular HMI
- Modular HMI with smartphone-like interface and Wireless technology: Unmatched comfort of use without compromise on performance and openness

Product description	Reference	Unit MRP [₹]
7W Touch Advanced Display WVGA	HMIDT351	On Request
10.4 Touch Smart Display SVGA	HMIDT542	On Request
10W Touch Advanced Display WXGA	HMIDT551	On Request
12.1 Touch Smart Display XGA	HMIDT642	On Request
12W Touch Advanced Display WXGA	HMIDT651	On Request
15 Touch Smart Display XGA	HMIDT732	On Request
HMIDT732 Coated	HMIDT732FC	On Request
15W Touch Smart Display FWXGA	HMIDT752	On Request
19W Touch Smart Display FWXGA	HMIDT952	On Request
Premium BOX for Universal Panel	HMIG3U	On Request
HMIG3U Coated	HMIG3UFC	On Request
Open BOX for Universal Panel	HMIG5U	On Request
Open BOX for Universal Panel	HMIG5U2	On Request
Magelis GTU Open BOX for Vijeo XL	HMIG5UL8A	On Request

**Magelis SCU**



- Cut out free HMI controller  
Magelis SCU controller delivers adequate functionality for control of small machines and simple processes, while saving up to 30% in installation and ownership costs

Product description	Reference	Unit MRP [₹]
3.5 Small Controller Panel For Machine	HMISCU6A5	On Request
3.5 Small Controller Panel For Process	HMISCU6B5	On Request
5.7 Small Controller Panel For Machine	HMISCU8A5	On Request
5.7 Small Controller Panel For Process	HMISCU8B5	On Request

Please contact Customer care center for Stockable and Non stockable status of references.

NORMAL STOCK ITEMS

W.E.F. January 25, 2022



HMI Panels with Optimised Features



Product description	Reference	Unit MRP [₹]
5.7 Keypad Panel QVGA-TFT	HMIGK2310	On Request
10.4 Keypad Panel VGA-TFT	HMIGK5310	On Request
3.5 Color Touch Panel QVGA-TFT	HMIGTO1300	On Request
3.5 Color Touch Panel QVGA-TFT	HMIGTO1310	On Request
5.7 Color Touch Panel QVGA-TFT	HMIGTO2300	On Request
5.7 Color Touch Panel QVGA-TFT	HMIGTO2310	On Request
5.7 Color Touch Panel QVGA Stainless	HMIGTO2315	On Request
7.0 Color Touch Panel WVGA-TFT	HMIGTO3510	On Request
7.5 Color Touch Panel VGA-TFT	HMIGTO4310	On Request
10.4 Color Touch Panel VGA-TFT	HMIGTO5310	On Request
HMIGTO5310 coated and logo removed	HMIGTO5310FCW	On Request
HMIGTO5310 logo removed	HMIGTO5310FW	On Request
10.4 Color Touch Panel VGA Stainless	HMIGTO5315	On Request
12.1 Color Touch Panel SVGA-TFT	HMIGTO6310	On Request
HMIGTO6310 Coated	HMIGTO6310FC	On Request
12.1 Color Touch Panel SVGA Stainless	HMIGTO6315	On Request
STU rear module	HMIS5T	On Request
STU 3in5 front module	HMIS65	On Request
STU3in5 front module w/o mark on overlay	HMIS65W	On Request
STU 5in7 front module	HMIS85	On Request
STU5in7 front module w/o mark on overlay	HMIS85W	On Request
REAR MODULE SMALL CONTROLLER MACHINE	HMISAC	On Request
REAR MODULE SMALL CONTROLLER PROCESS	HMISBC	On Request
TOUCH PANEL SCREEN 3"4 MONOCHROME G/O/R	HMISTO511	On Request
TOUCH PANEL SCREEN 3"4 MONOCHROME W/P/R	HMISTO512	On Request
Touch Panel Screen 3"4 Mono ETH G/O/R	HMISTO531	On Request
Touch Panel Screen 3"4 Mono ETH W/P/R	HMISTO532	On Request
4.3" touch panel screen RS232C	HMISTO705	On Request
4.3" touch panel screen RS232C/485	HMISTO715	On Request
4.3" touch panel screen Ethernet	HMISTO735	On Request
Customized STO735	HMISTO735AG	On Request
Touch Panel Screen 3"5 Color	HMISTU655	On Request
STU 3in5 without marking on overlay	HMISTU655W	On Request
Touch Panel Screen 5"7 Color	HMISTU855	On Request
STU 5in7 without marking on overlay	HMISTU855W	On Request

Magelis Easy GXU



- Reliable and cost-effective touch-screen terminals Tailored to meet the challenges faced by new economies: <001F> t for purpose at affordable prices with no compromise on ease of use, robustness, and availability.

Product description	Reference	Unit MRP [₹]
GXU Touch Panel, 7"W TFT, SL only	HMIGXU3500	On Request
GXU Touch Panel, 7"W TFT, SL + ETH	HMIGXU3512	On Request
GXU Touch Panel, 10"W TFT, SL only	HMIGXU5500	On Request
GXU Touch Panel, 10"W TFT, SL + ETH	HMIGXU5512	On Request

Please contact Customer care center for Stockable and Non stockable status of references.

NORMAL STOCK ITEMS

W.E.F. January 25, 2022

Magelis Easy GXU



- EcoStruxure™ Operator Terminal Expert  
 Touchscreen configuration software with the latest UI design and gestures  
 EcoStruxure Operator Terminal Expert™ (formerly known as Vijeo XD)  
 configuration software enables you to create and edit application Magelis HMIs and iPCs screens  
 EcoStruxure™ Machine SCADA Expert  
 Lite SCADA for line management  
 Vijeo Designer  
 Configuration software for the complete HMI range  
 HMI configuration software  
 EcoStruxure Machine SCADA Expert (formerly known as Vijeo XL) is a powerful software for developing HMI, SCADA, OEE and Dashboard projects dedicated to Line Management & Lite Supervision applications to run in Magelis Industrial PC and GTU Open Box. The bundle offer «Magelis Industrial PC and GTU Open Box» saves you time and resources on validation of hardware, software and OS.

Vijeo XD

Product description	Reference	Unit MRP [₹]
Vijeo XD Pro License	HMIPELCZLSPMZZ	On Request
Vijeo XD Pro License Vendor	HMIPELVZLSPMZZ	On Request
Vijeo XD Pro License Vendor	HMIPELVZLSPMZZ	On Request

EcoStruxure™ Machine SCADA Expert

Product description	Reference	Unit MRP [₹]
Vijeo XL 1.5K 3rd-PC RT License	HMIVXL3PRT1KLV80	On Request
Vijeo XL 32K 3rd-PC RT License	HMIVXL3PRT32KLV80	On Request
Vijeo XL 4K 3rd-PC RT License	HMIVXL3PRT4KLV80	On Request
Vijeo XL 64K 3rd-PC RT License	HMIVXL3PRT64KLV80	On Request
Upgrade License 3rd-PC RT 4K to 32K	HMIVXL3PUG32KRT	On Request
Upgrade License 3rd-PC RT 1.5K to 4K	HMIVXL3PUG4KRT	On Request
Upgrade License 3rd-PC RT 32K to 64K	HMIVXL3PUG64KRT	On Request
Vijeo XL BT DVD 1.5K	HMIVXLBT1KDV80	On Request
Vijeo XL BT License 1.5K	HMIVXLBT1KLV80	On Request
Vijeo XL 32K BT DVD	HMIVXLBT32KDV80	On Request
Vijeo XL 32K BT License	HMIVXLBT32KLV80	On Request
Vijeo XL BT DVD 4K	HMIVXLBT4KDV80	On Request
Vijeo XL BT License 4K	HMIVXLBT4KLV80	On Request
Vijeo XL BT DVD 64K	HMIVXLBT64KDV80	On Request
Vijeo XL BT License 64K	HMIVXLBT64KLV80	On Request
FactoryTalk Import Wizard	HMIVXLFTTK	On Request
Vijeo XL MA License 4	HMIVXLMA4LV80	On Request
Vijeo XL MA License 8	HMIVXLMA8LV80	On Request
PanelBuilder Import Wizard	HMIVXLPBTK	On Request
PanelMate Import Wizard	HMIVXLPMTK	On Request
Vijeo XL RT License 1.5K	HMIVXLRT1KLV80	On Request
Vijeo XL 32K RT License	HMIVXLRT32KLV80	On Request
Vijeo XL RT License 4K	HMIVXLRT4KLV80	On Request
Vijeo XL RT License 64K	HMIVXLRT64KLV80	On Request
Secure Viewer 4 License	HMIVXLSV4LV80	On Request
Upgrade License BT 4K to 32K	HMIVXLUG32KBT	On Request
Upgrade License RT 4K to 32K	HMIVXLUG32KRT	On Request
Upgrade License BT 1.5K to 4K	HMIVXLUG4KBT	On Request
Upgrade License RT 1.5K to 4K	HMIVXLUG4KRT	On Request
Upgrade License BT 32K to 64K	HMIVXLUG64KBT	On Request
Upgrade License RT 32K to 64K	HMIVXLUG64KRT	On Request
Upgrade License MA 4 to 8	HMIVXLUG8MA	On Request
Vijeo XL USB Hard key	HMIVXLUSBL	On Request

Please contact Customer care center for Stockable and Non stockable status of references.

NORMAL STOCK ITEMS

W.E.F. January 25, 2022

Vijeo Designer

Product description	Reference	Unit MRP [₹]
Vijeo Designer internal and partner pack	VJDCLINTSV62M	On Request
VJD V4.6 Facility No Cable	VJDFNDTGSV46M	On Request
Vijeo Designer, Licence Facility, No Cable	VJDFNDTGSV47M	On Request
Vijeo Designer, Facility license	VJDFNDTGSV62M	On Request
Vijeo Designer, Group license	VJGNDTGSV62M	On Request
Vijeo Designer, Single License	VJSDNTGSV62M	On Request
Vijeo Designer Magelis IPC RT	VJDSNRTMPC	On Request
Vijeo Designer Standard PC RT	VJDSNRTSPC	On Request
Vijeo Designer V5.1 I D S	VJDSNTRCKV51M	On Request
Vijeo Designer RT IDS license extension	VJDSNTRCKV62M	On Request
Pack Vijeo Designer RT IDS Report Print	VJDSNTRPKV62M	On Request
Vijeo Designer IDS Report Printing	VJDSNTRPRV62M	On Request
KIT XBTRT500 VJD LITE CBL	VJDSTKXBTRT	On Request
Vijeo Designer,Single License,USB cable	VJDSUDTGAV62M	On Request
Vijeo Designer, Team license	VJDTNDTGSV62M	On Request
Vijeo Designer Update License	VJDUPDTGAV62M	On Request
Vijeo Designer RT IDS Update license	VJDUPTRCKV62M	On Request
VJD IDS Report Printing Update license	VJDUPTRPRV62M	On Request

Please contact Customer care center for Stockable and Non stockable status of references.

NORMAL STOCK ITEMS

W.E.F. January 25, 2022

# Acti 9 | Advanced Communication Technology that Inspires

## > Protection devices

- Miniature circuit breakers
- Residual current circuit breakers
- Vigi™ residual current devices
- Surge Protection Devices

## > Protection monitoring and supervision

- Indication and tripping auxiliaries
- Remote control auxiliaries
- Automatic reclosure auxiliaries



Innovative  
Protection monitoring Total control and  
Metering @ DB level



Efficient  
Manage loads, reduce operating and project  
costs, and accurately plan maintenance

## > Control and monitoring

- Contactors
- Impulse relays
- Integrated control circuit breakers
- Light indicators
- Push-buttons and selector switches
- Kilowatt hour meters
- Communicating architecture

## > Installation system

- IP20B terminals
- Splitter blocks
- Full range of mounting and wiring accessories



### Reliable

Dual certifications for one product, 100 percent MCB and RCD coordination, easy ordering and design, error free fast connections

# Acti 9 | Advanced Communication Technology that Inspires.....

## > Innovative

- Centralized control system including energy metering
- Large and variable data reading and computing through universal Modbus protocol

## > Efficient

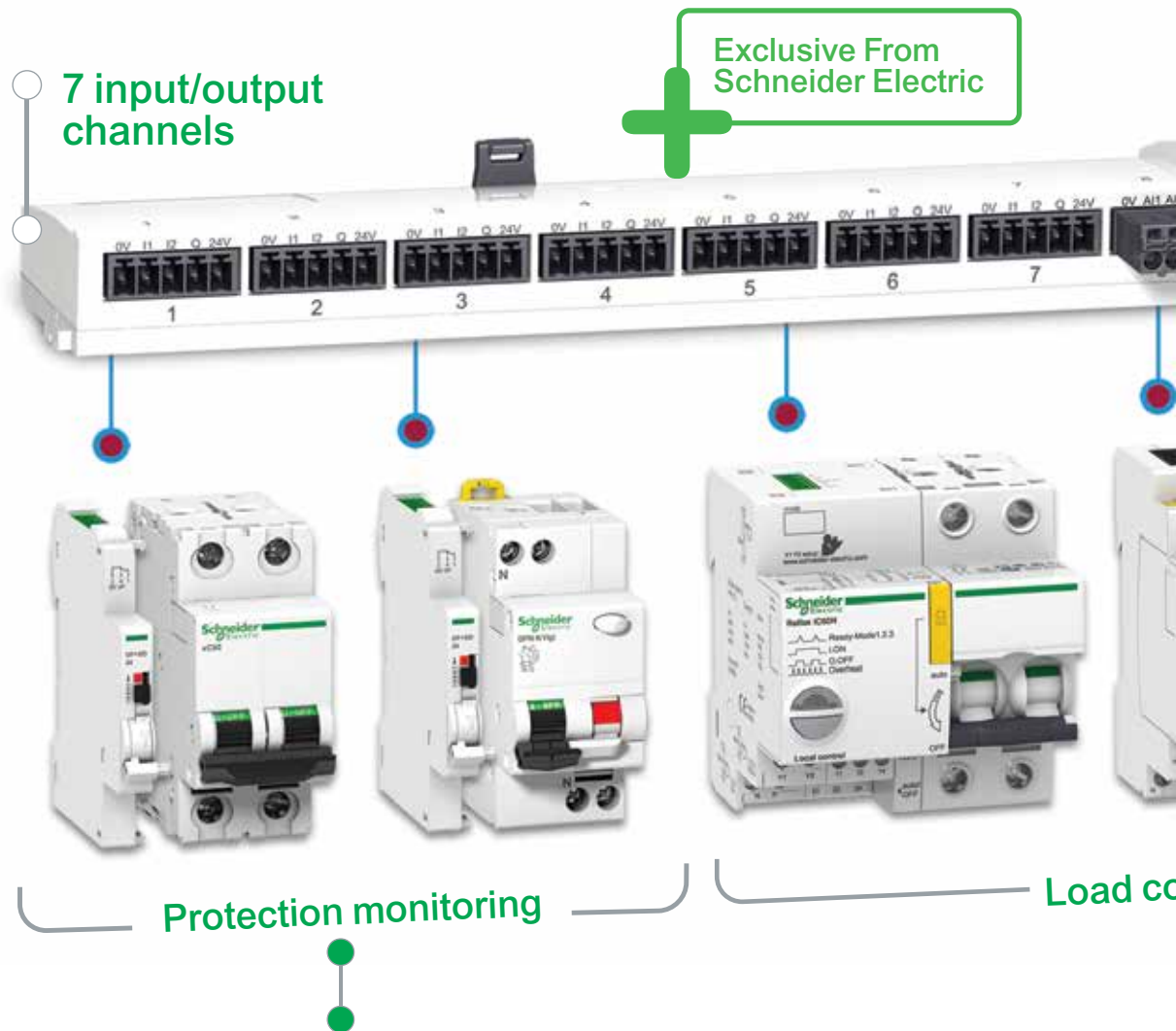
- One-click, prefabricated wiring for comprehensive communication between your distribution board or panel and any facility management system

## > Reliable

- Error proof connection leading to reduction in downtime
- EMC tested for immunity, radiated and conducted safety

**NEW**

Email Notification upon Event (Devices Status Change, Alarm threshold reached etc.)



- > Status Monitoring - ON / OFF / TRIP
- > Trip Alarm Indication
- > Load Monitoring - No. of tripping cycles, Running Hours

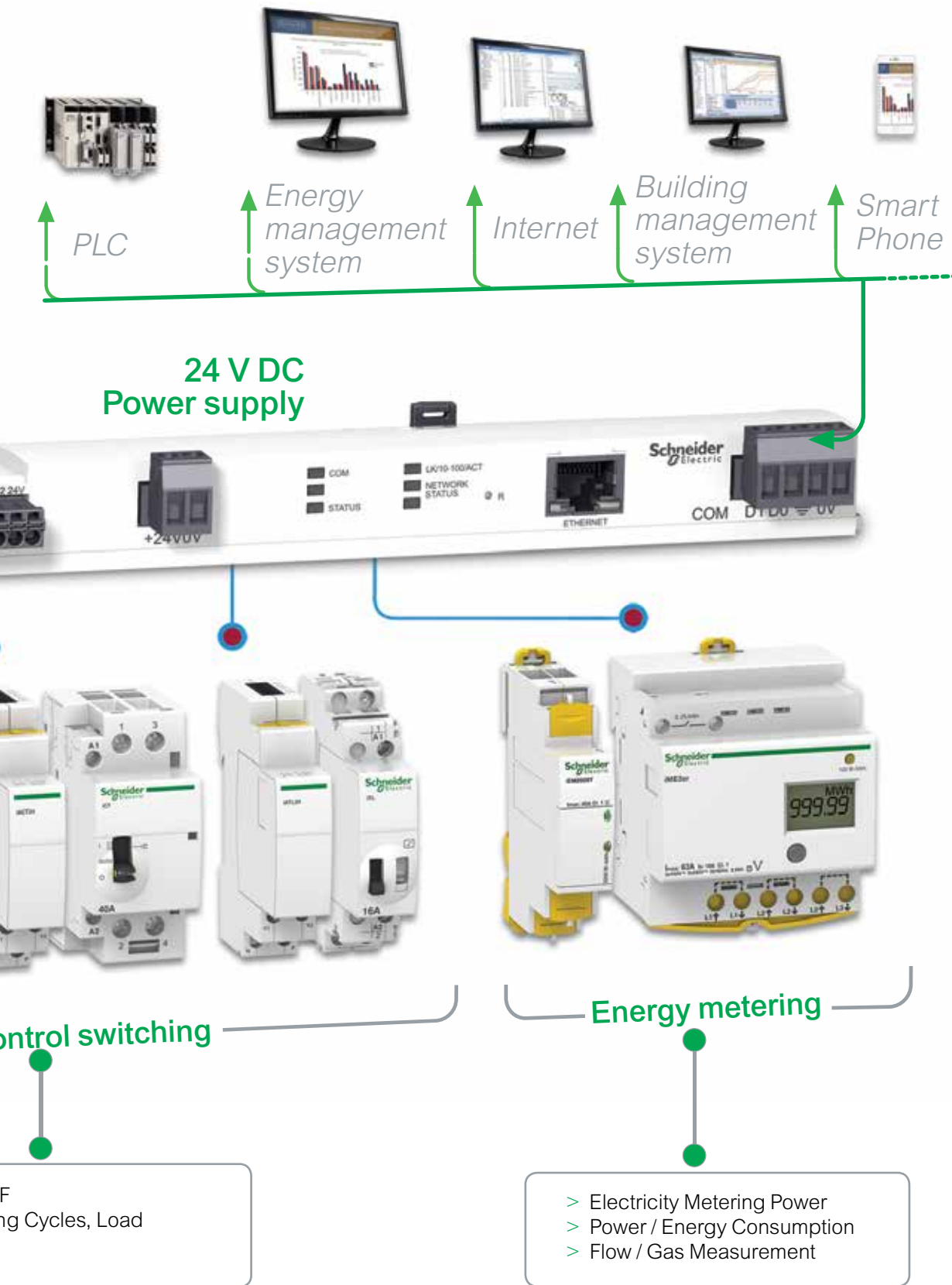
- > Switching Action - ON / OFF
- > Monitoring - No. of Switching cycles, running hours



Meets the challenge of all your applications

Detailed load control, reduced downtime and accurately planned maintenance

# Ready to connect to any facility management solution



## Green Premium Products

100% Recyclable and Recoverable  
REACH, RoHS, PEP, EOL compliant

### AC Miniature Circuit Breakers - xC60



- Breaking Capacity as per IEC 60898 and IS/IEC 60898-1, Icn = 10kA
- Breaking Capacity as per IEC 60947-2, Icn = 15kA, upto 40A
- Can be used for DC application upto 60V per pole
- Higher system performance with optimized cost: Cascading\*
- Increased System Continuity: Discrimination\*
- Higher Installation Life: Energy Limitation Class 3, Fast Closure Mechanism
- Ease, Speed and Flexibility of installation - Biconnect, Line-Load Reversible
- Field-fittable auxiliaries for advance protection and monitoring
- Positive Contact Indication for assurance of disconnection

[In] Rated Current (A)	1 Pole Reference	Unit MRP [₹]	2 Pole Reference	Unit MRP [₹]	3 Pole Reference	Unit MRP [₹]	4 Pole Reference	Unit MRP [₹]
Module Width**	1 mod		2 mod		3 mod		4 mod	
MOQ	12 Nos.		6 Nos.		4 Nos.		3 Nos.	

#### B curve

6	A9N1P06B ✓	431	A9N2P06B ✓	1280	A9N3P06B ✓	2124	A9N4P06B	2861
10	A9N1P10B ✓	431	A9N2P10B ✓	1280	A9N3P10B ✓	2124	A9N4P10B ✓	3019
16	A9N1P16B ✓	431	A9N2P16B ✓	1280	A9N3P16B ✓	2124	A9N4P16B ✓	2861
20	A9N1P20B ✓	431	A9N2P20B ✓	1280	A9N3P20B ✓	2124	A9N4P20B ✓	2861
25	A9N1P25B ✓	431	A9N2P25B ✓	1280	A9N3P25B ✓	2124	A9N4P25B ✓	2861
32	A9N1P32B ✓	431	A9N2P32B ✓	1280	A9N3P32B ✓	2124	A9N4P32B ✓	2861
40	A9N1P40B ✓	937	A9N2P40B ✓	2060	A9N3P40B ✓	3235	A9N4P40B ✓	4120
50	-	-	-	-	A9N3P50B	3235	A9N4P50B	4196
63	A9N1P63B ✓	949	A9N2P63B ✓	2117	A9N3P63B ✓	3262	A9N4P63B ✓	4157

#### C curve

1	A9N1P01C ✓	661	A9N2P01C ✓	1773	A9N3P01C ✓	2797	A9N4P01C ✓	3521
2	A9N1P02C ✓	661	A9N2P02C ✓	1773	A9N3P02C ✓	2797	A9N4P02C ✓	3521
3	A9N1P03C ✓	661	A9N2P03C ✓	1773	A9N3P03C ✓	2797	A9N4P03C ✓	3521
4	A9N1P04C ✓	661	A9N2P04C ✓	1773	A9N3P04C ✓	2797	A9N4P04C ✓	3521
6	A9N1P06C ✓	399	A9N2P06C ✓	1280	A9N3P06C ✓	2124	A9N4P06C ✓	2861
10	A9N1P10C ✓	399	A9N2P10C ✓	1280	A9N3P10C ✓	2124	A9N4P10C ✓	2861
16	A9N1P16C ✓	399	A9N2P16C ✓	1280	A9N3P16C ✓	2124	A9N4P16C ✓	2861
20	A9N1P20C ✓	399	A9N2P20C ✓	1280	A9N3P20C ✓	2124	A9N4P20C ✓	2861
25	A9N1P25C ✓	399	A9N2P25C ✓	1280	A9N3P25C ✓	2124	A9N4P25C ✓	2861
32	A9N1P32C ✓	399	A9N2P32C ✓	1280	A9N3P32C ✓	2124	A9N4P32C ✓	2861
40	A9N1P40C ✓	937	A9N2P40C ✓	2060	A9N3P40C ✓	3235	A9N4P40C ✓	3941
50	A9N1P50C	937	A9N2P50C	2060	A9N3P50C	3235	A9N4P50C	4157
63	A9N1P63C ✓	949	A9N2P63C ✓	2079	A9N3P63C ✓	3262	A9N4P63C ✓	4228

#### D curve

1	A9N1P01D ✓	668	A9N2P01D	1791	A9N3P01D ✓	2841	----	----
2	A9N1P02D ✓	668	A9N2P02D ✓	1791	A9N3P02D ✓	2841	A9N4P02D	3707
3	A9N1P03D ✓	668	A9N2P03D ✓	1791	A9N3P03D ✓	2841	A9N4P03D	3808
4	A9N1P04D ✓	668	A9N2P04D ✓	1791	A9N3P04D ✓	2841	A9N4P04D	3808
6	A9N1P06D ✓	563	A9N2P06D ✓	1342	A9N3P06D ✓	2237	A9N4P06D ✓	2968
10	A9N1P10D ✓	563	A9N2P10D ✓	1342	A9N3P10D ✓	2237	A9N4P10D ✓	2968
16	A9N1P16D ✓	563	A9N2P16D ✓	1342	A9N3P16D ✓	2237	A9N4P16D ✓	2968
20	A9N1P20D ✓	563	A9N2P20D ✓	1342	A9N3P20D ✓	2237	A9N4P20D ✓	2968
25	A9N1P25D ✓	563	A9N2P25D ✓	1342	A9N3P25D ✓	2237	A9N4P25D ✓	2968
32	A9N1P32D ✓	563	A9N2P32D ✓	1342	A9N3P32D ✓	2237	A9N4P32D ✓	2968
40	A9N1P40D ✓	1011	A9N2P40D ✓	2178	A9N3P40D ✓	3426	A9N4P40D ✓	4298
50	-	-	A9N2P50D	2178	A9N3P50D	3426	A9N4P50D	4298
63	A9N1P63D	1023	A9N2P63D ✓	2204	A9N3P63D ✓	3458	A9N4P63D ✓	4341

**Note:** \* Please contact nearest Schneider Electric Sales Office or Customer Care Center for coordination chart  
\*\*18mm/module

Please contact Customer care center for Stockable and Non stockable status of references.

✓ NORMAL STOCK ITEMS

W.E.F. January 25, 2022



### AC Miniature Circuit Breakers - C120



- Breaking capacity as per IEC 60898, Icn = 10kA/15kA
- Positive Contact Indication for assurance of disconnection
- Degree of pollution: 3 (suitable for industrial environment)
- Operating Temperature: -30 to 70°C
- Terminal connections: Flexible cables up to 35 sq.mm; Rigid cables up to 50 sq.mm

[In] Rated Current (A)	1 Pole Reference	Unit MRP [₹]	2 Pole Reference	Unit MRP [₹]	3 Pole Reference	Unit MRP [₹]	4 Pole Reference	Unit MRP [₹]
Module Width**	1.5 mod		3 mod		4.5 mod		6 mod	
MOQ	12 Nos.		6 Nos.		4 Nos.		3 Nos.	
<b>C120N (10kA)</b>								
80	A9N18357 ✓	3536	A9N18361 ✓	7836	A9N18365 ✓	12310	A9N18372 ✓	16042
100	A9N18358 ✓	3967	A9N18362 ✓	8359	A9N18367 ✓	13120	A9N18374 ✓	16715
125	A9N18359 ✓	4365	A9N18363 ✓	9187	A9N18369 ✓	14552	A9N18376 ✓	18917
<b>C120H (15kA)</b>								
80	A9N18446	4359	A9N18457	9619	A9N18468	14467	A9N18479	20073
100	A9N18447	4899	A9N18458	9861	A9N18469	15761	A9N18480	22255
125	A9N18448	5254	A9N18459	11187	A9N18470	17009	A9N18481	23510

### DC Miniature Circuit Breakers - C60H



- Specially designed MCB for enhanced protection in DC installation
- Magnetic Arc Chutes to quick break DC current in event of fault
- Breaking capacity 6kA as per IEC 60947-2
- Voltage Rating: 1P - 250 V DC & 2P - 500 V DC
- Impulse Voltage: 6 kV
- Higher Installation Life: Energy Limiting Class: 3

[In] Rated Current (A)	Module Width 18mm/ module	1 Pole Reference	Unit MRP [₹]	Module Width 18mm/ module	2 Pole Reference	Unit MRP [₹]
MOQ		12 Nos.			6 Nos.	
<b>C60H-DC</b>						
0.5	1	A9N61500	1359	2	A9N61520	3621
1	1	A9N61501 ✓	1203	2	A9N61521 ✓	2483
2	1	A9N61502 ✓	1203	2	A9N61522 ✓	2483
3	1	A9N61503 ✓	1203	2	A9N61523 ✓	2483
4	1	A9N61504 ✓	1203	2	A9N61524 ✓	2483
5	1	A9N61505	1203	2	A9N61525	2483
6	1	A9N61506 ✓	988	2	A9N61526 ✓	2020
10	1	A9N61508 ✓	988	2	A9N61528 ✓	2020
16	1	A9N61511 ✓	988	2	A9N61531 ✓	2020
20	1	A9N61512 ✓	988	2	A9N61532 ✓	2020
25	1	A9N61513 ✓	988	2	A9N61533 ✓	2020
32	1	A9N61515 ✓	1138	2	A9N61535 ✓	2020
40	1	A9N61517 ✓	1354	2	A9N61537 ✓	2980
50	1	A9N61518 ✓	1354	2	A9N61538 ✓	2980
63	1	A9N61519 ✓	1354	2	A9N61539 ✓	2980

### Special application MCBs



#### Solar Application – PV DC

- DC MCB for multi string PV installations
- Operating Voltage: 800V DC
- Current Rating up to 25A
- Complies to IEC / EN 60947-2



#### Rail Application\* (including Rolling Stock)

- Fire & smoke Resistant – Level 2 (NF F 16-101, NF F 16-102)
- Shock & vibration resistant (IEC 61373) – Cat 1, Class B
- Breaking Capacity: up to 25kA
- Complies to IEC / EN 60947-2



#### UL MCB

- Type: UL1077, UL489
- Breaking Capacity of 10kA
- Complies to IEC 60947-2 / UL1077 / UL489 / CSA

#### Note:

Please contact nearest Schneider Electric sales office or Customer Care for Reference and prices of Application Specific MCBs

\*Rail Application RCDs are also available on demand

\*\*18mm/module

Please contact Customer care center for Stockable and Non stockable status of references.

✓ NORMAL STOCK ITEMS

W.E.F. January 25, 2022

### AC Miniature Circuit Breakers - NG125



- Compliance to IEC / EN 60947-2
- High Breaking Capacity MCBs – up to 50kA
- Current Rating up to 125A
- Trip on fault indication on front face of MCB
- Suitability for isolation in the industrial sector to IEC/EN 60947-2
- Available in B, C, D Curves

[In] Rated Current (A)	1 Pole Reference	Unit MRP [₹]	2 Pole Reference	Unit MRP [₹]	3 Pole Reference	Unit MRP [₹]	4 Pole Reference	Unit MRP [₹]
Module Width**	1.5 mod		3 mod		4.5 mod		6 mod	

#### NG125N – 25kA Breaking Capacity

10	18610	5291	18621	12170	18632	17657	18649	23448
16	18611	5291	18622	9387	18633	18459	18650	22428
20	18612	5298	18623	11641	18634	17657	18651	22422
25	18613	5291	18624	11641	18635	17663	18652	22428
32	18614	5291	18625	11376	18636	17663	18653	23441
40	18615	6823	18626	14423	18637	23107	18654	30398
50	18616	8513	18627	14988	18638	23094	18655	29363
63	18617	6823	18628	15693	18639	25966	18656	32096
80	18618	7196	18629	17631	18640	27296	18658	32317

#### NG125H – 36kA Breaking Capacity

10	18705	6394	18714	10356	18723	15432	18732	28098
16	18706	6394	18715	10356	18724	15432	18733	28098
20	18707	6388	18716	10356	18725	21091	18734	28098
25	18708	6223	18717	13664	18726	21083	18735	28105
32	18709	6223	18718	13664	18727	22049	18736	28098
40	18710	7621	18719	15793	18728	22453	18737	34148
50	18711	7768	18720	17077	18729	27574	18738	35073
63	18712	7981	18721	18335	18730	23002	18739	38500
80	18713	8780	18722	23941	18731	29758	18740	40604

#### NG125H – 50kA Breaking Capacity

10	18777	8113	18788	16957	18799	26714	18810	35591
16	18778	7760	18789	16957	18800	26714	18811	35591
20	18779	7760	18790	18282	18801	26714	18812	35591
25	18780	7760	18791	18275	18802	26707	18813	35591
32	18781	7760	18792	18275	18803	27921	18814	37209
40	18782	9418	18793	21749	18804	33382	18815	44174
50	18783	13226	18794	22847	18805	35745	18816	43491
63	18784	9889	18795	24445	18806	37529	18817	48662
80	18785	14569	18796	26860	18807	41608	18818	50269

\*\*18mm/module

**Note:** Reference provided above are for C Curve MCBs – B and D Curve details available on request

# Residual Current Devices (RCDs) - For Human and Fire Protection



**30  
mA**

Use of **30mA RCDs** is now **mandatory** for all **domestic intallations** in India {CEA Amendment regulation 2015\*}



**Schneider Electric provides voltage independent RCDs** which work on current sensing technology and provide protection from residual current even at extra low voltages (down to zero volts) and in case of break of neutral.

**SI  
Type**

**Schneider Electric offers SI RCD built to operate in electrically polluted or installation in aggressive environments:**

- Flourescent / Variable lighting with Electronic ballast
- Powerful IT / Telecom equipment / Air conditioning
- Severe Atmosphere - High lighting risk / Swimming pools

\* for Measures relating to Safety and Electric supply

### AC Residual Current Circuit Breakers - xID



Suitable for  
ComReady  
Auxiliary



- Complies to standards IEC/EN 61008-1 and IS 12640
- AC Class protection
- Selective range available for time based discrimination
- Easy Monitoring: Earth fault indication and Test Button on front face
- Operating temperature up to +70°C
- Mandatory to use OF-S auxiliary to add any indication or tripping auxiliary

[In] Rated Current (A)	Earth-Leakage Sensitivity (mA)	Module Width 18mm/module	2 Pole Reference	Unit MRP [₹]	Module Width 18mm/module	4 Pole Reference	Unit MRP [₹]
25	30	2	A9N16201	4449	4	A9N16251	6245
	100	2	A9N16203	4938	4	A9N16253	6636
	300	2	A9N16202	5088	4	A9N16252	6831
40	30	2	A9N16204	5236	4	A9N16254	6147
	100	2	A9N16205	5646	4	A9N16255	6673
	300	2	A9N16206	5921	4	A9N16256	6931
63	30	2	A9N16208	6305	4	A9N16258	7118
	100	2	A9N16209	6781	4	A9N16259	7884
	300	2	A9N16210	6918	4	A9N16260	7921
80	30	2	A9N16212	10601	4	A9N16261	12556
	100	2	A9N16213	10778	4	A9N16262	12758
	300	2	A9N16214	10979	4	A9N16263	12827

### AC Residual Current Circuit Breakers (RCCBs) - ID



- Complies to standards IEC 61008-1 and VDE 0664
- AC Class protection
- Degree of pollution: 3 (suitable for industrial environment)
- Electrical ON/OFF indication by using OFSP auxiliary

Poles Description	[In] Rated Current (A)	Earth-Leakage Sensitivity (mA)	Module Width 18mm/module	Reference	Unit MRP [₹]
4P	100	30	4	**A9R11491	16870
		100	4	**A9R12491	17771
	125	30	4	16905	51640
		100	4	16906	50279
		300	4	16907	50514

Note: \*\*For 100A RCCB Auxiliary kindly contact Customer Care

### AC Residual Current Breaker Overload (RCBO) - DPN N Vigi



Suitable for  
ComReady  
Auxiliary



- Complies to standards IEC/EN 61009
- AC Class Protection; Tripping characteristics - C curve
- Overvoltage category (IEC 60364): IV
- Suitable for indication & tripping auxiliaries

Poles Description	[In] Rated Current (A)	Earth-Leakage Sensitivity (mA)	Module Width 18mm/module	Reference	Unit MRP [₹]
1P+N	6	30	2	A9N19661	7031
		300	2	A9N19681	7141
	10	30	2	A9N19663	7031
		300	2	A9N19683	7141
	16	30	2	A9N19665	7031
		300	2	A9N19685	7141
	20	30	2	A9N19666	7031
		300	2	A9N19686	7141
	25	30	2	A9N19667	7031
		300	2	A9N19687	7141
	32	30	2	A9N19668	7031
		300	2	A9N19688	7497
	40	30	2	A9N19669	8895
		300	2	A9N19689	9050

Note: Application specific RCDs also available with 10mA, 500mA and 1000mA sensitivities | Please contact nearest Schneider Electric Sales Office or Customer Care Center for Reference and Prices

Please contact Customer care center for Stockable and Non stockable status of references.

NORMAL STOCK ITEMS

W.E.F. January 25, 2022

## SI Type Residual Current Circuit Breakers (RCCBs) - xID SI



- Complies to standard IEC/EN 61008-1
- SI RCDs offer enhanced immunity against Electrical Disturbances; Polluted and Corrosive environments - Guaranteed performance in harsh operating conditions
- Ensures continuity of supply in networks with:
  - Transient overvoltages
  - Loads generating HF leakage current i.e. harmonics
  - Loads generating continuous leakage current
- Ensures tripping on genuine earth fault in networks with:
  - Pulsating DC components
  - HF applications which "Blinds" (non-tripping) the conventional RCDs

[In] Rated Current (A)	Earth-Leakage Sensitivity (mA)	Module Width 18mm/module	2 Pole Reference	Unit MRP [₹]	Module Width 18mm/module	4 Pole Reference	Unit MRP [₹]
25	30	2	A9N16234	10300	4	A9N16321	11479
40	30	2	A9N16237	10818	4	A9N16324	11841
63	30	2	A9N16240	11129	4	A9N16327	12158
	300	2	A9N16246	11213	4	A9N16334	12649

## Vigi Block for xC60 (Add-on RCD Module, 2 & 4 Pole)



- Flexibility to use MCB of any tripping curve to suit applications, ensuring best 3 in 1 protection
- No auxiliary supply required
- AC Class protection
- Degree of pollution: 3 (suitable for industrial environment)
- Immune to nuisance tripping due to transient over voltages

[In] Rated Current (A)	Earth-Leakage Sensitivity (mA)	Module Width 18mm/module	2 Pole Reference	Unit MRP [₹]	Module Width 18mm/module	4 Pole Reference	Unit MRP [₹]
25	30	1.5	A9N26581	7284	3	A9N26595	8747
	100	1.5	A9N26582	9265	3	A9N26596	9433
	300	1.5	A9N26583	9796	3	A9N26597	10151
63	30	2	A9N26611	10184	3.5	A9N26643	10223
	100	2	A9N26612	10785	3.5	A9N26644	10617
	300	2	A9N26613	11297	3.5	A9N26645	11109

**Note:** Vigi Block for High Rating up to 125A (C120) and High Breaking Capacity (NG125) available on demand

## SI Type Residual Current Breaker Overload ( RCBO) - DPN N Vigi SI



- Complies to standard IEC/EN 61009
- Ensures continuity of supply in networks with:
  - Transient overvoltages
  - Loads generating HF leakage current i.e. harmonics
  - Loads generating continuous leakage current
- Ensures tripping on genuine earth fault in networks with :
  - Pulsating DC components
  - HF applications which "Blinds" (non-tripping) the conventional RCDs

Poles Description	[In] Rated Current (A)	Earth-Leakage Sensitivity (mA)	Module Width 18mm/module	Reference	Unit MRP [₹]
1P+N	6	30	2	A9N19631	13997
	10	30	2	A9N19632	13997
	16	30	2	A9N19634	13997
		300	2	A9N19644	13997
	25	30	2	A9N19636	13997
	32	30	2	A9N19637	13997
		300	2	A9N19647	16658
	40	30	2	A9N19638	16573
		300	2	A9N19648	18443

\*For Prices, please contact nearest Schneider Electric Sales Office or Customer Care Center or Center for Reference and Prices


Please contact Customer care center for Stockable and Non stockable status of references.

NORMAL STOCK ITEMS

W.E.F. January 25, 2022

### Common Auxiliaries for xC60 / C120 / RCDs Range

- Field-fittable auxiliaries (clip fitted) mounted on left side with maximum width of 54mm
- Order: Tripping Auxiliaries (MN first) followed by Indication Auxiliaries (SD first)



Type	Module Width 18mm/module	Reference	Unit MRP [₹]
<b>Indication Auxiliaries</b>			
OF Auxiliary Switch: for ON/OFF indications	0.5	A9N26924	1372
SD Alarm Switch: for Trip on fault indications	0.5	A9N26927	1612
OF + SD/OF Auxiliary switch	0.5	A9N26929	4279
OF+SD24 auxiliary contact (ComReady)	0.5	A9N26899	3586
<b>Protection Auxiliaries – Trip Indication on front face</b>			
MN Under-voltage Release 220-240V AC	1	A9N26960	5762
MSU Over-voltage Release 275V AC	1	A9N26500	6824
<b>Tripping Auxiliaries – Trip Indication on front face</b>			
MX + OF Shunt Release 110-415V AC: for Remote tripping of Circuit Breaker	1	A9N26946	3749
MX + OF Shunt Release 12-24V AC/DC: for Remote tripping of Circuit Breaker	1	A9N26948	3749
<b>Auxiliary Switch for RCCBs – Mandatory for use of Auxiliaries with RCCBs</b>			
Auxiliary switch for RCCB up to 80A (OF-S)	0.5	A9N26923	1832
Auxiliary switch for RCCBs 125A (OFSP)	0.5	16940	2785

### Accessories



Type	Description	Reference	Unit MRP [₹]
Rotary Handle*	Breaker Switching Sub-Assembly	27046	5115
	Extended, Disconnectable handle	27047	3166
Padlock** (bag of 2)		26970	1231
Multicable terminal for 3 copper cables**		19096	9898
Aluminum cable terminal**		27060	752
Spacer		A9N27062	317

\* for xC60, C120, DPN N Vigi, C60H-DC, xSW - Multi poles only

\*\*for xC60, xID, DPN N Vigi, C60H-DC, xSW, C60PV-DC

**Note:** For all above Reference MOQ = 1

Please contact Customer care center for Stockable and Non stockable status of references.

NORMAL STOCK ITEMS

W.E.F. January 25, 2022

# Protection Against Lightning Strikes And Switching Surges



For all low voltage switchboards and electrical enclosures:

## Comprehensive range

- To ensure the protection of equipment connected to:
- Low voltage networks,
- Telecommunications networks,
- Computer networks.
- Easy to implement and use.
- Compatibility with all earthing systems (TT, TNS, TNC, IT).
- Technical and aesthetic consistency

## Continuity of service and certified safety

Schneider Electric certified coordination between the surge arrester and its disconnection circuit breaker.

Compliance with standards: IEC/EN 61643-11.



More and more electrical equipment today is sensitive to overvoltages caused by lightning.



# 90%

of power outlets supply equipment incorporating electronic devices.



iQuick PRD “built-in” technology surge arresters, a Schneider Electric innovation, incorporate their own disconnection circuit breaker: easy to choose and simple to install for greater effectiveness.



Up to **30%** of installation time saved.

### Surge Arresters - Type 1+ 2



- Complies to IEC 61643-1 and EN 61643-11
- Withdrawable type: Easy Replacement
- Inbuilt SPD health Indicator: Also available with remote signaling
- For protection against Direct lightning surge, Indirect lightning surge, Switching surge
- Iimp up to 25kA & Imax upto 40kA
- **Always use a Back-up MCB with your SPD**
- Maximum Operating Voltage [Uc]: 350V

Type	Pole Description	Module Width 18mm/module	Reference	Unit MRP [₹]
PRD1 25r	1P	2	16329	18566
	1P + N	4	16330	40841
	3P	6	16331	61246
	3P + N	8	16332	76096

### Surge Arresters iPRD- Type 2 (Withdrawable type) (TT, TN-S, TN-C Systems)



- In conformance with standards IEC 61643-11/2011 T2 and EN 61643-11 Type 2
- For protection against Indirect lightning surge and Switching surge
- Inbuilt health Indicator
- Response time < 25ns
- Imax (8/20 s): 65/40/15/8kA
- Maximum Operating Voltage [Uc]: 340V
- Level of protection,Up: 1.0 - 2.0 kV
- Remote indication contact with 8r/20r/40r/65r
- **Always use a Back-up MCB with your SPD**

Type	Rated Voltage (V)	Pole Description	Module Width 18mm/module	Reference	Unit MRP [₹]
iPRD8	230	1P	1	A9L08100	5574
	230	1P+N	2	A9L08500	10423
	230/400	3P	3	A9L08300	14068
	230/400	3P+N	4	A9L08600	21234
iPRD8r	230	1P+N	2	A9L08501	12495
	230/400	3P+N	4	A9L08601	25481
iPRD20	230	1P	1	A9L20100	6247
	230	1P+N	2	A9L20500	13103
	230/400	3P	3	A9L20300	16773
iPRD20r	230/400	3P+N	4	A9L20600	23713
	230	1P+N	2	A9L20501	15582
	230/400	3P+N	4	A9L20601	28995
iPRD40	230	1P	1	A9L40100	7386
	230	1P+N	2	A9L40500	15090
	230/400	3P	3	A9L40300	21661
iPRD40r	230/400	3P+N	4	A9L40600	30205
	230	1P	1	A9L40101	8857
	230	1P+N	2	A9L40501	19454
iPRD65r	230/400	3P	3	A9L40301	29150
	230/400	3P+N	4	A9L40601	36252
	230	1P	1	A9L65101	11841
iPRD65r	230	1P+N	2	A9L65501	24794
	230/400	3P	3	A9L65301	32355
	230/400	3P+N	4	A9L65601	41982

### Spare Cartridges for iPRD



- Spare Cartridges for iPRD8r, iPRD20r, iPRD40r and iPRD65r
- End of life indication available on front face
- These Cartridges are not compatible with Old SPD range (A9L16...)\*\*

Type	Spare Cartridges for	Reference	Unit MRP [₹]
iPRD 65-350	iPRD65r	A9L65102	7413
iPRD 40-350	iPRD40, iPRD40r	A9L40102	5703
iPRD 20-350	iPRD20, iPRD20r	A9L20102	4571
iPRD 8-350	iPRD8, iPRD8r	A9L08102	4001
iPRD Neutral	All products (1P+N, 3P+N)	A9L00002	6001

\*\*Spare Cartridges for Old SPD Range (A9L16...) are available on demand - please contact nearest Schneider Electric Sales Office or Customer Care for Reference and prices

**Note:** Note: For all above Reference MOQ = 1

Please contact Customer care center for Stockable and Non stockable status of references.

NORMAL STOCK ITEMS

W.E.F. January 25, 2022



### iQuick PRD - Type 2 with inbuilt MCB



- Compact SPD with in-built back up MCB - saving on space, MCB selection, wiring time
- Compliance to EN 61643-11
- Withdrawable Type - Cost Efficient - Allows damaged Cartridges to be replaced without having to replace entire SPD
- Inbuilt SPD Health Indicator on front face of device; Remote signaling functionality also available
- Incoming Protection: iQuick PRD 40r (High Risk level) and iQuick PRD 20r (Moderate Risk level)
- Secondary Protection: iQuick PRD 8r is cascade mounted with incoming surge arresters

Type	Pole Description	Module Width 18mm/module	Reference	Unit MRP [₹]
iQuick PRD 8r	1P+N	4	A9L16298	16010
	3P	6.5	A9L16299	22865
	3P+N	7.5	A9L16300	28451
iQuick PRD 20r	1P+N	4	A9L16295	18670
	3P	6.5	A9L16296	27448
	3P+N	7.5	A9L16297	34142
Quick PRD 40r	1P+N	4	A9L16292	21804
	3P	6.5	A9L16293	32666
	3P+N	7.5	A9L16294	40596

**Note:** Spare / Replacement Cartridges available - For Reference and prices contact nearest sales office or customer care

### Photovoltaic surge arresters



- Protection for photovoltaic panels and the DC input to the inverter from overvoltages due to a lightning strike
- Type 2 surge arresters
- Should be installed in switchboard inside the building. If switchboard is located outside, it must be weatherproof
- Withdrawable surge arrester allows damaged Cartridges to be replaced quickly
- Inbuilt SPD Health Indicator on front face of device; Remote signaling functionality also available

Type	U (cpv) Maximum Operating Voltage (V)	Module Width 18mm/module	Reference	Unit MRP [₹]
iPRD 40r	800	3	A9L40271	12416
	1000	3	A9L40281	14190

**Note:** Spare / Replacement Cartridges available - For Reference and prices contact nearest sales office or customer care

### Surge Arresters for Communication Networks



- Analogue telephone line protection: iPRC surge arrester wired in series to the private installation input, protects the telephones, the modems (including ADSL) etc
- Protection for 2 low-current lines without common potential or 4 lines with common reference potential
- iPRI protects measuring instrument and PLC sensor inputs and the DC power supply inputs up to 53 V and AC power supply inputs up to 37 V

Type	[Ue] Operational Voltage (V)	Module Width 18mm/module	Reference	Unit MRP [₹]
PRI	48 V DC	1	A9L16339	22146
PRC	130 V AC	1	A9L16337	13543

**Note:** For all above Reference MOQ = 1

### Isolator - xSW



- Complies to IEC/EN 60947-3
- Switching duty: AC-22
- Impulse voltage: 6kV
- DC application: 48V (110V with 2 poles in series)
- Short circuit withstand 20 In for 1 second
- Upto 80A Bi connect terminals & 100A to 125A with mono connect terminals

Poles Description	[In] Rated Current (A)	Module Width 18mm/module	MOQ	Reference	Unit MRP [₹]
2	40	2	6	A9S2P040	846
	63	2	6	A9S2P063	1118
3	40	3	4	A9S3P040	1478
	63	3	4	A9S3P063	1731
4	40	4	3	A9S4P040	1872
	63	4	3	A9S4P063	2037
	100	4	3	A9S4P100	3408
	125	4	3	A9S4P125	3767

### Selector Switch - iSSW



- Complies to IEC 60947-5-1 and IEC 60669-1
- Rating 20A, 250V AC
- Electrical life (AC22): 30,000 cycles
- Connection: tunnel terminals cables up to 10 sq. mm

No. of positions	Poles Description	Contacts	Module Width 18mm/module	MOQ	Reference	Unit MRP [₹]
2	1	1 C/O	1	12	A9E18070	1810
		2 C/O	2	6	A9E18071	2488
	2	1NO + 1NC	1	12	A9E18072	1450
3	1	1 C/O	1	12	A9E18073	1744
	2	2 C/O	2	6	A9E18074	3002

### iRO Buzzers



- Audible indication in housing and the tertiary sector
- Sound level of 70dBA at a distance of 60cm

Voltage	Module Width 18mm/module	Reference	Unit MRP [₹]
230V AC	1	A9A15322	2247
8..12V AC	1	A9A15323	1224

Please contact Customer care center for Stockable and Non stockable status of references.

NORMAL STOCK ITEMS

W.E.F. January 25, 2022

### iCT Contactors



- Complies with standards IEC 1095, E N 61095
- 4 operating modes switch on front face :
  - Automatic mode
  - Temporary "ON" mode
  - Permanent "ON" mode
  - Shutdown
- Mechanical contact position Indicator
- Safe installation maintenance: lock the contactor in ON position
- Silent operation (20dB) for entire range

Type	Rating (A)	No. of Contacts	Module Width 18mm/module	Reference	Unit MRP [₹]
1P	25	1NO	1	A9C20731	2667
	16	2NO	1	A9C22712	2745
2P	25	2NO	1	A9C20732	3282
	40	2NO	2	A9C20842	6688
	63	2NO	2	A9C20862	7174
3P	25	3NO	2	A9C20833	4228
	40	3NO	2	A9C20843	9388
	63	3NO	3	A9C20863	10203
4P	25	4NO	2	A9C20834	4428
	40	4NO	2	A9C20844	10934
	63	4NO	3	A9C20864	11536
	63	2NO + 2NC	3	A9C20868	12851

**Note:** 100A Contactor in 2P / 4P - available on request

### iTL Impulse Relays



- Complies with standards IEC/EN 60669-2-2
- Safe maintenance: disconnection of remote control by selector switch
- Manual Controls on front face: 0-I toggle
- Mechanical contact position Indicator
- Maximum 5 operations/min. and 100 switching operations/day
- Degree of pollution: 3 (suitable for industrial environment)

Type	Rating (A)	Control Voltage	No. of Contacts	Module Width	Reference	Unit MRP [₹]
1P	16	230-240 VAC	1NO	1	A9C30811	1729
	32	230-240 VAC	1NO	1	A9C30831	2176
2P	16	230-240 VAC	2NO	1	A9C30812	2835
	32	230-240 VAC	2NO	1	A9C30831 + A9C32836	6727
3P	16	230-240 VAC	1NO+1NO/NC+1NO	2	A9C30811 + A9C32816	5380
	32	230-240 VAC	1NO+1NO/NC+1NO	2	A9C30831 + 2* x A9C32836	11278
4P	16	230-240 VAC	4NO	2	A9C30814	5871
	32	230-240 VAC	4NO	2	A9C30831 + 3* x A9C32836	15829

### iIL Indicator Lights



- Complies with standard IEC 60947-5-1
- Indicator light with LED technology
- Service life 100,000 hours with constant luminous efficiency

Type	Colour	Module Width 18mm/module	Reference	Unit MRP [₹]
Single Indicator light	Red	1	A9E18320	1788
	Green	1	A9E18321	1788
	Blue	1	A9E18323	1788
	Orange	1	A9E18324	1788
3 phase voltage presence light	Red/Red/Red	1	A9E18327	5166
Single Push Button (1 NO+ 1NC)	Grey	1	A9E18033	2408

**Note:** For all above Reference MOQ = 1

Please contact Customer care center for Stockable and Non stockable status of references.

NORMAL STOCK ITEMS

W.E.F. January 25, 2022

## Smartlink



- Compliance to IEC/EN 61131-2
- Protection Monitoring – Device Status and alarm notifications
- Load Control / Switching through Contactors and Impulse Relays
- Energy Monitoring through pulse meters
- Alarm over email and analog sensors (temperature / humidity) with Smartlink Ethernet
- Plug & Play – Pre fabricated cables and in built web pages
- Rated Voltage: 24V DC

Description	Reference	Unit MRP [₹]
Smartlink EL-D	A9XELC10	29980
Wiser Energy Module IP	EER31800	29980

## Communication Auxiliaries



Auxiliary for Protection Devices (OF+SD24)

Auxiliary for Contactors (iACT24)

Auxiliary for Impulse Relays (iATL24)

Description	Module Width	Reference	Unit MRP [₹]
OF+SD24	0.5	A9N26899	3586
iACT24	1	A9C15924	17842
iATL24	1	A9C15424	18787

## Acti 9

Description	Reference	Pack	Unit MRP [₹]
<b>Distribloc 63A</b>			
Distribution from the top (4 Module)	04040	1	15571
Distribution through the bottom (4 Module)	04041	1	15571

## Reflex iC60 - Integrated Control & Overcurrent Protection Device



- All in One Solution: MCB + Contactor + Impulse Relay + Auxiliary
- 10kA Breaking capacity as per IEC/EN 60947-2,
- Ti24 interface: Connection to PLC, Smartlink
- 3 operating modes to cater to a variety of applications
- Safe lock down with Integrated Padlocking
- Simplified maintenance: Front face Indicator allows better reliability

[In] Rated Current (A)	2 Pole Reference	Unit MRP [₹]	3 Pole Reference	Unit MRP [₹]	4 Pole Reference	Unit MRP [₹]
Module Width **	4.5 mod		5.5 mod		6.5 mod	2275
<b>B Curve</b>						
10	A9C61210	49082	A9C61310	51257	A9C61410	54948
16	A9C61216	49076	A9C61316	51257	A9C61416	54948
25	A9C61225	49076	A9C61325	51257	A9C61425	54948
40	A9C61240	50701	A9C61340	54818	A9C61440	58347
63	A9C61263	53926	A9C61363	56954	A9C61463	61661
<b>C Curve</b>						
10	A9C62210	49632	A9C62310	52825	A9C62410	56074
16	A9C62216	49632	A9C62316	52830	A9C62416	56074
25	A9C62225	49626	A9C62325	52825	A9C62425	56074
40	A9C62240	52268	A9C62340	54844	A9C62440	58385
63	A9C62263	55077	A9C62363	56954	A9C62463	61666
<b>D Curve</b>						
10	A9C63210	50752	A9C63310	53898	A9C63410	58327
16	A9C63216	50752	A9C63316	53898	A9C63416	58327
25	A9C63225	50752	A9C63325	53898	A9C63425	58327

Note: \*\*18mm/module

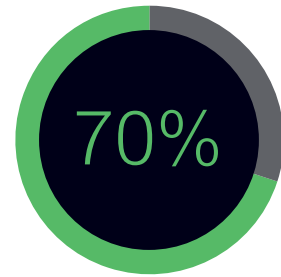
Please contact Customer care center for Stockable and Non stockable status of references.

NORMAL STOCK ITEMS

W.E.F. January 25, 2022

## EcoStruxure™ Innovation At Every Level

From sensors to services, our Innovation At Every Level approach improves energy and operational efficiency by tapping the true business value of IoT advancements. We've made mobility, sensing, cloud, analytics, and cyber security technologies meaningful to customers, helping them compete in our IoT economy.



of decision-makers see the business value of IoT\*

\*Schneider Electric IoT 2020 Business Report

### Connected Products:

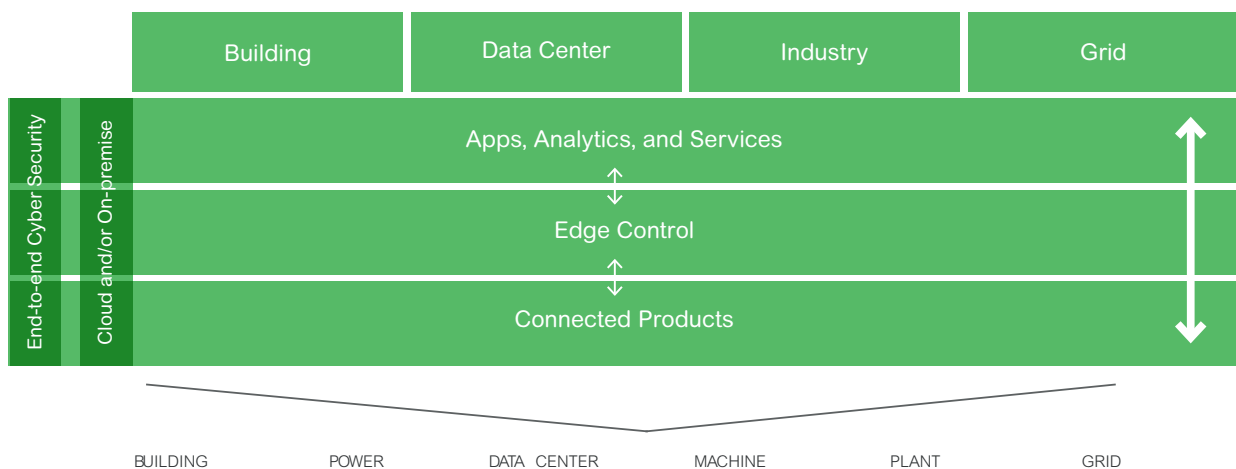
The Internet of Things starts with the best things. Our IoT-enabled best-in-class connected products include breakers, drives, UPSs, relays, sensors, and more. Devices with embedded intelligence drive better decision-making throughout operations.

### Edge Control:

Mission-critical scenarios can be unpredictable, so control of devices at the edge of the IoT network is a must. This essential capability provides real-time solutions that enable local control at the edge, protecting safety and uptime.

### Applications, Analytics, and Services:

Interoperability is imperative to supporting the diverse hardware and systems in building, data center, industry, and grid end markets. EcoStruxure™ enables a breadth of agnostic applications, analytics, and services for seamless enterprise integration.



# Connectivity built in

Acti9 Isobar harnesses the connectivity of the Acti9 range enabling distribution boards to become smart and connected.



1. **Enable asset management** on all outgoing ways with **PowerTag**



2. **Smartlink SiD** for wireless data concentration



3. **Enable further asset and energy management** through PowerTag for Compact NSX



4. **Monitor and control** your assets with SiB Smartlink

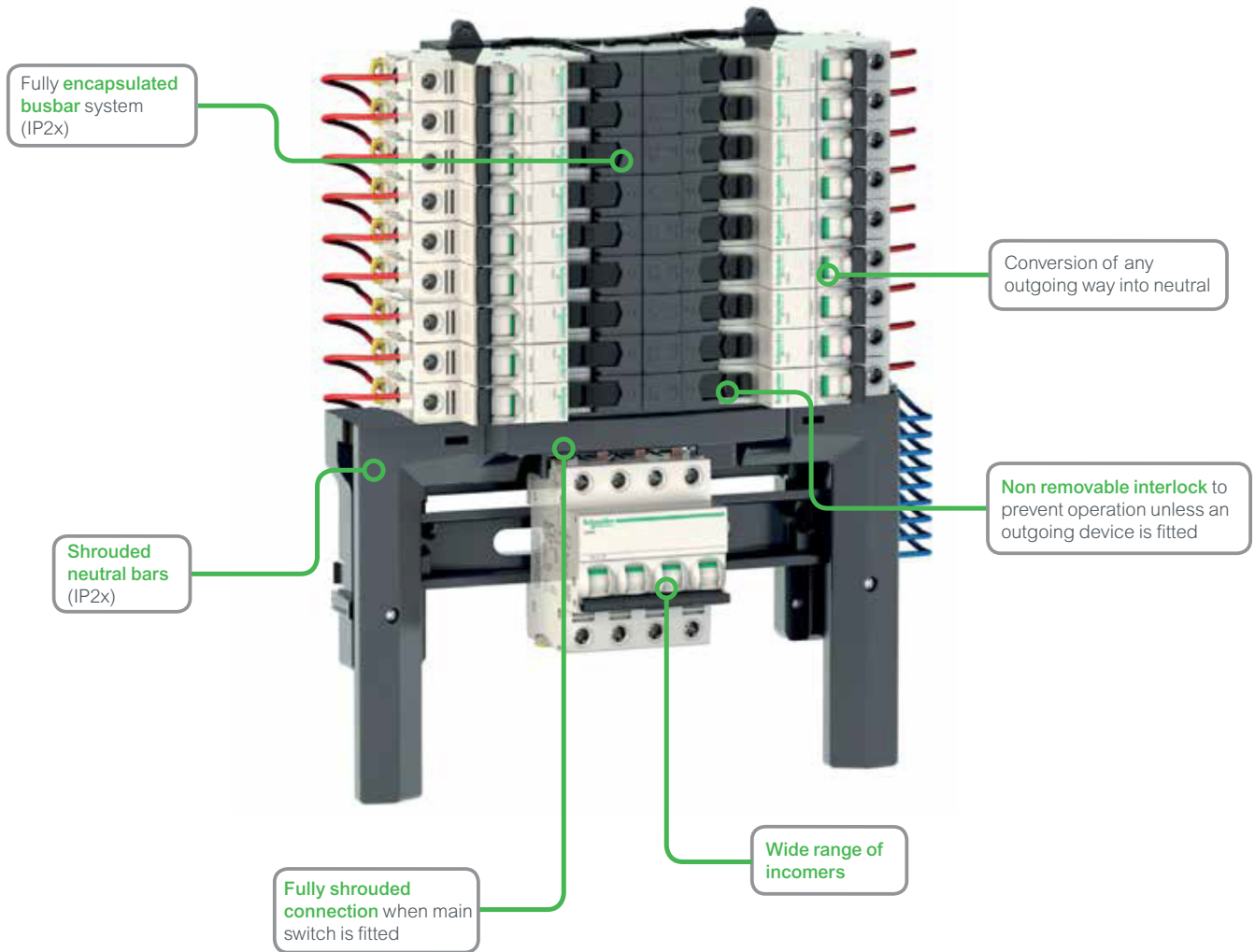


5. See the power and optimise the use of your assets with Facility Expert our simple on-line services platform



# Acti 9

## Isobar Pan Assembly



- Fully type tested conditional short circuit rating of 25kA to BS EN 61439-3
- High performance MCB 10kA BS EN 60898 15kA BS EN 60947-2 in B, C or D curve 1, 2, 3, 4 pole
- 250A busbar rating
- Isobar disconnection to BS EN 60947-3 ensuring unused outgoing ways are isolated
- Option of switching outgoing neutral on all boards using distributed neutral kit
- Range of incomers: switch disconnectors, residual current devices, terminal blocks, mccb
- Single pole RCBO for new or retrofit maintaining device density
- Full range of device accessories and auxiliaries
- Shrouded Neutral
- Convention of any outgoing way into Neutral

Description	Double Door Metal (IP43) Reference	Unit LP [₹]
Acti9 Isobar B - pan assembly - 16 ways TP + earth + neutral	SEA9BN16PEV	*
Acti9 Isobar B - pan assembly - 18 ways TP + earth + neutral	SEA9BN18PEV	*
Acti9 Isobar B - pan assembly - 24 ways TP + earth + neutral	SEA9BN24PEV	*
Acti 9 - 1P blank terminal block (no electrical connection)	SEA9BP	*
Isobar B - neutral bar - 1N - for distribution board - 16 ways	SEA9NB16	*
Isobar B - neutral bar - 1N - for distribution board - 18 ways	SEA9NB18	*
Isobar B - neutral bar - 1N - for distribution board - 24 ways	SEA9NB24	*
Isobar A - neutral bar - 1N - for distribution board - 4 ways SP+N	SEA9NKIT	*
Acti 9 - terminal block - 250A	SEA9NPB250TB	*
Acti 9 Isobar B - MCCB/Interpact connection kit	SEA9BINCKIT	*

\* - Price on Request

Please contact Schneider Electric Customer Care Center for Prices

NORMAL STOCK ITEMS

W.E.F. January 25, 2022

# Acti 9

## Distribution Boards

### Spectacular Design


*Blends seamlessly with interiors*



Unique Rounded Corners | Color - RAL 9003 white | Designer Rotary Knob

### Maximized Wiring Space


*Convenient and Safe wiring*



15% more wiring area | Reduced U-box Collar | Removable Frame, Centre plate & Gland plate

### Adaptable

*Total Flexibility for ease of installation and usage*



Surface and Flush installation | Field fittable key lock provision | Reversible Door



Inspiring the **S.M.A.R.T.** choice!!!

## Robust Architecture

*Perfect blend of Strength & Weight*



High Strength-to-Weight ratio | RoHS and REACH Compliance – ideal solution for GREEN Buildings

**NEW**

Base Material used - Galvanized Iron

## 4X Rust Resistance



1. Powder Coating
- 2. Galvanized Iron**
3. Base Iron

**Galvanized Iron** | Gives 4X rust resistance  
**No Rusting** | Even if the powder coating is scratched  
**No Propagation Of Rust** | Even If base material is chipped off  
**No Hassle** | of repainting due to rusting

Inspiring the **S.M.A.R.T.** choice!!!

Technically Proven

Safety Guaranteed



Designed and Manufactured as per **IS 8623 - 1 & 3** | IP and IK test by ERDA & CPRI | Glow wire tested

Type Tested as per IEC 61439 - 1 & 3

NEW



IEC 61439 - 3\* Fully Compliant

\*Tested at **NABL** and **ASTA** accredited testing facility



Salt Spray



IP43



IK09



Reliable Door



Earthing



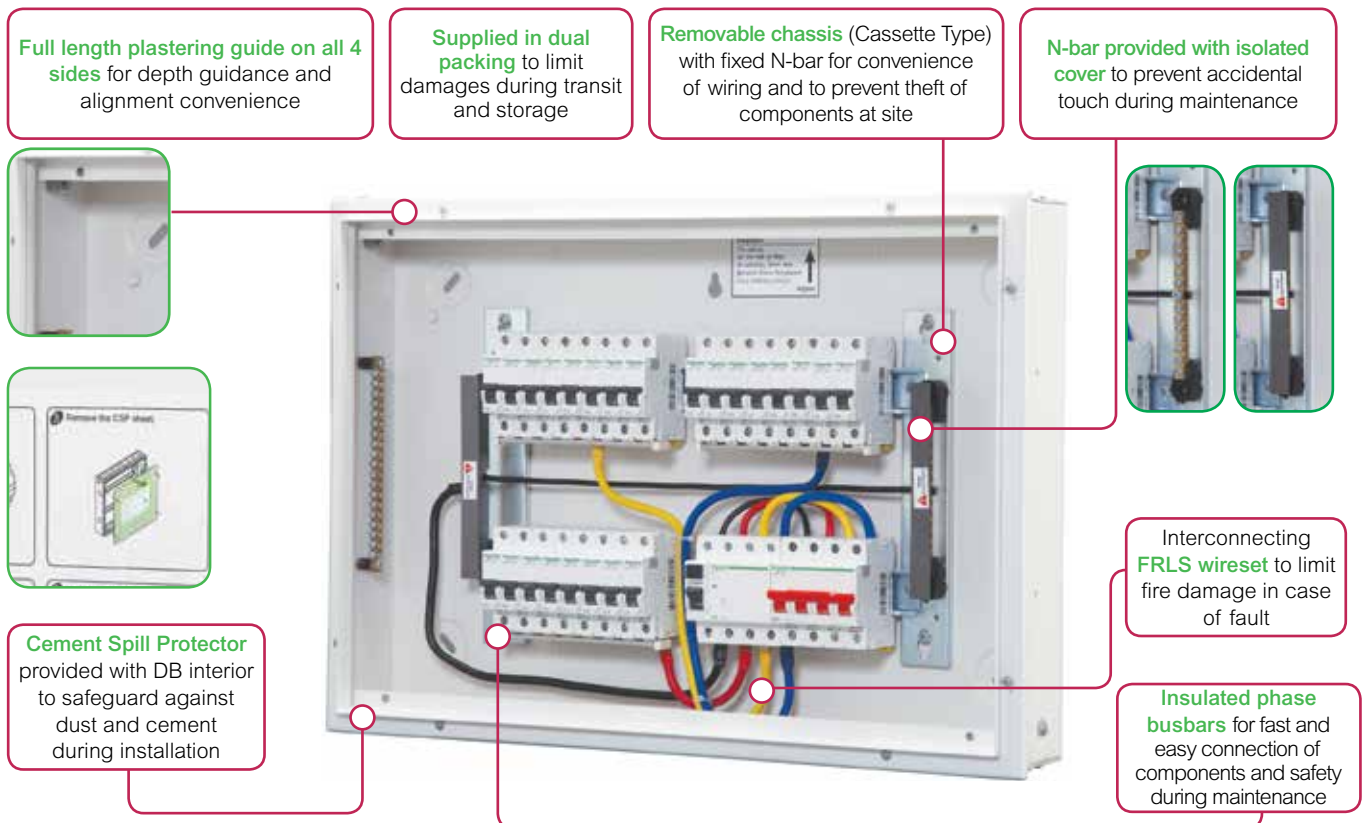
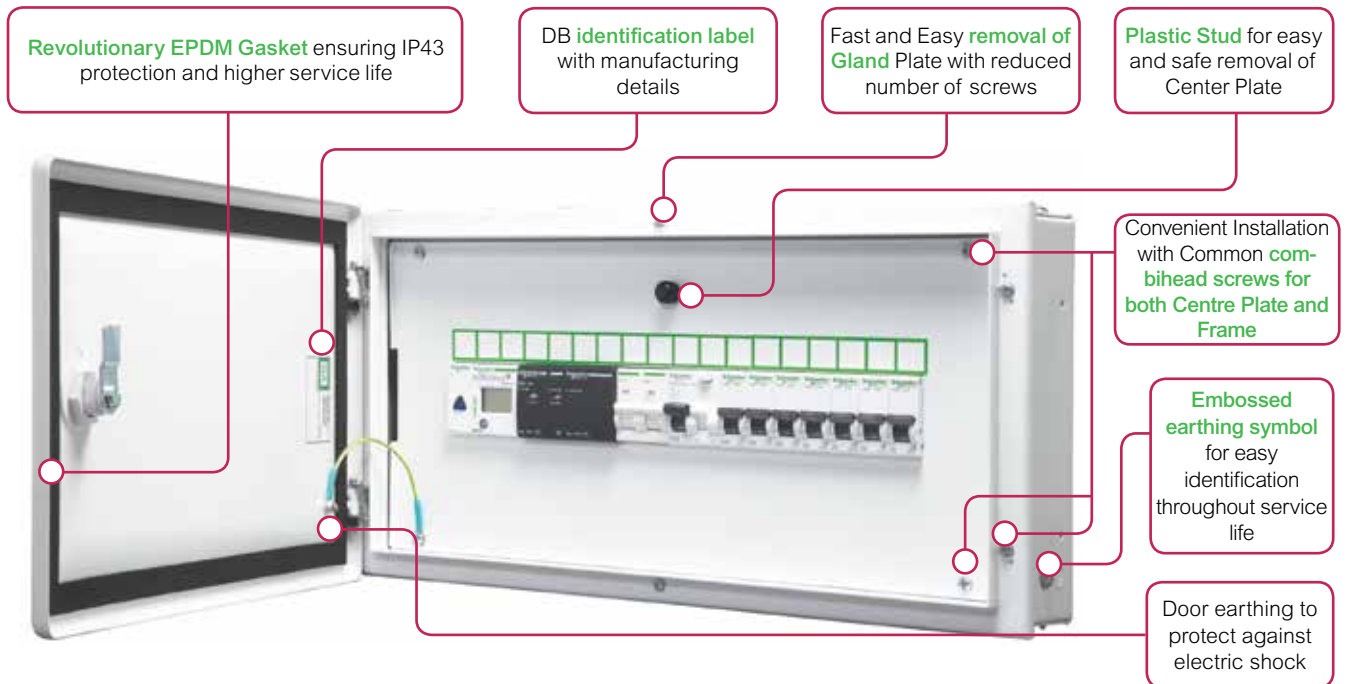
Temp@  
Max Curr

Mechanical Tests

Electrical Tests

# Acti 9

## Distribution Boards



### Metal Enclosures



- Metal Enclosure to mount individual Modular Device feeding directly to the load or final distribution board

Description	Total Module Cutout	Single Door (IP30) Reference	Unit MRP [₹]	Double Door Metal (IP43) Reference	Unit MRP [₹]
2 way	1 / 2	A9HMES02 <input checked="" type="checkbox"/>	1009	-	-
4 way	3 / 4	A9HMES04 <input checked="" type="checkbox"/>	1009	-	-

### SPN DBs



- SPN DB for distribution of Single Phase Neutral supply to respective load MCBs
- Incomer - DP RCCB/RCBO/Isolator/MCB
- Outgoing - SP MCBs

Description	Total Module Cutout (Incomer + Outgoing)	Single Door (IP30) Reference	Unit MRP [₹]	Double Door Metal (IP43) Reference	Unit MRP [₹]
6 way	6	A9HSNS06	1954	A9HSND06 <input checked="" type="checkbox"/>	2808
8 way	8	A9HSNS08 <input checked="" type="checkbox"/>	2317	A9HSND08 <input checked="" type="checkbox"/>	3060
12 way	12	A9HSNS12	2743	A9HSND12 <input checked="" type="checkbox"/>	3680
18 way	18	A9HSNS18	3771	A9HSND18 <input checked="" type="checkbox"/>	4930

### TPN DBs



- Standard TPN DBs for distribution of Three Phase and Neutral supply
- Incomer - FP RCCB/RCBO/Isolator/MCB
- Outgoing - SP MCBs
- TPN DBs can be converted to PPI DB using 'PPI Kit' provided on next page

Description	Total Module Cutout (Incomer + Outgoing)	Single Door (IP30) Reference	Unit MRP [₹]	Double Door Metal (IP43) Reference	Unit MRP [₹]
4 way eco	4 + 12	-	-	A9HTND04E <input checked="" type="checkbox"/>	6035
4 way	8 + 12	A9HTNS04	5603	A9HTND04 <input checked="" type="checkbox"/>	6087
6 way	8 + 18	A9HTNS06	*	A9HTND06 <input checked="" type="checkbox"/>	7497
8 way	8 + 24	A9HTNS08	7639	A9HTND08 <input checked="" type="checkbox"/>	9245
12 way	8 + 36	A9HTNS12	11513	A9HTND12 <input checked="" type="checkbox"/>	14115

### Flexi Tier DBs



- Flexi DBs give total flexibility to mount any type and size of Modular devices as per load requirement
- Provided with N-Bar and E-Bar
- Flexi Tier DBs can be converted to PPI DB using 'PPI Kit' provided on next page

Description	Total Module Cutout (Incomer + Outgoing)	Single Door (IP30) Reference	Unit MRP [₹]	Double Door Metal (IP43) Reference	Unit MRP [₹]
2 Tier 24 Modules	2 x 12	-	-	A9HFD224	7917
3 Tier 36 Modules	3 x 12	-	-	A9HFD336	9509
4 Tier 40 Modules	4 x 10	-	-	A9HFD440 <input checked="" type="checkbox"/>	10045
4 Tier 56 Modules	4 x 14	-	-	A9HFD456 <input checked="" type="checkbox"/>	10499

**Note:** For all above Reference MOQ = 1

\* - Price on Request

Please contact Customer care center for Stockable and Non stockable status of references.

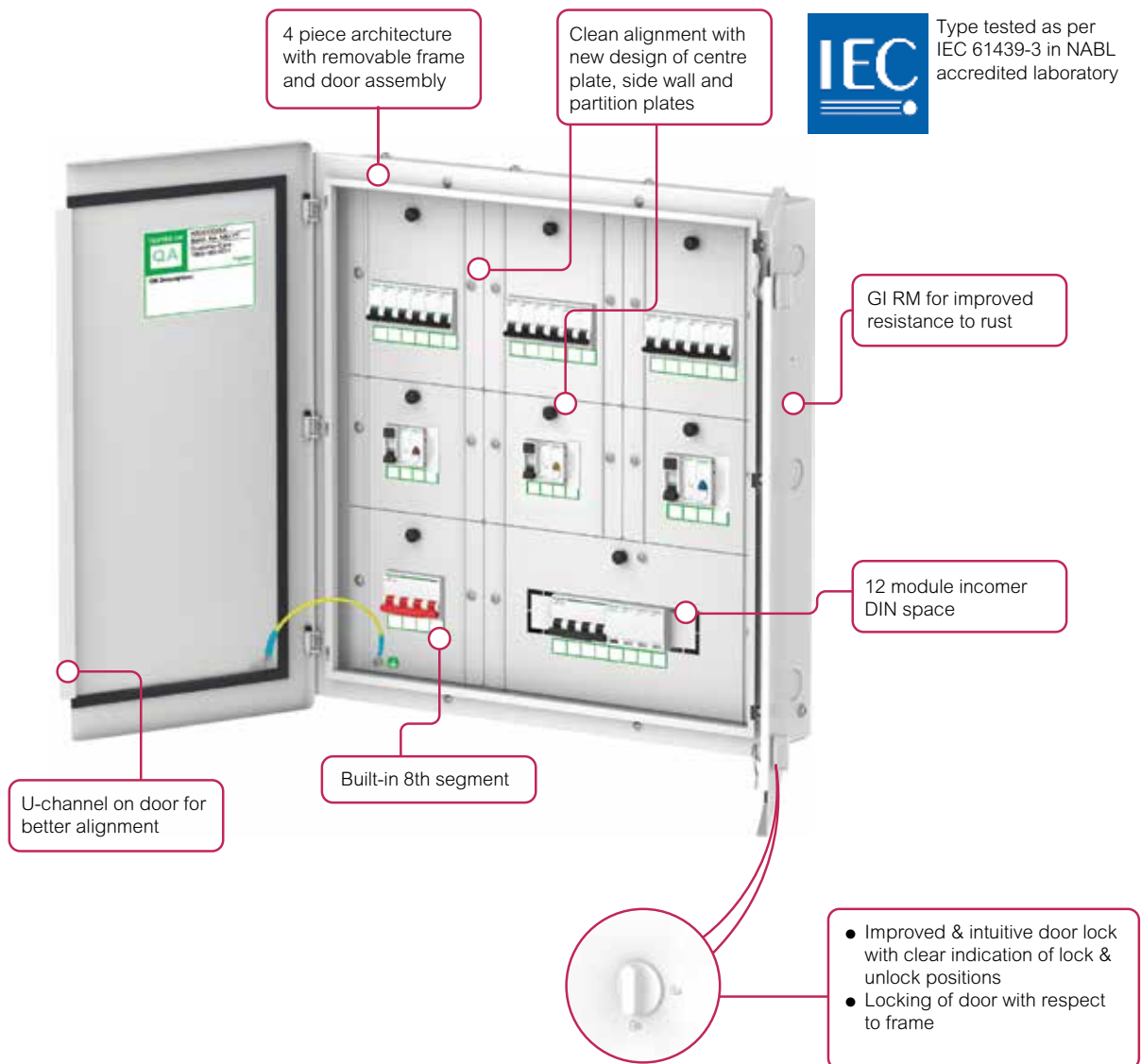
NORMAL STOCK ITEMS

W.E.F. January 25, 2022

# Acti 9

## Distribution Boards

### New Phase Segregated DBs



### Key highlights

- 1 New compact design
- 2 Robust architecture
- 3 Type-tested system
- 4 4 piece construction
- 5 Built-in 8th segment
- 6 Split door for all variants
- 7 Clean alignment of doors, centerplates
- 8 Improved door locking
- 9 High rust resistance with GI
- 10 Increased incomer DIN space

Please Contact nearest Schneider Electric Sales Office and Customer Care Center for your reference.

### Per Phase Isolation DBs

- PPI DBs to mount DP Residual Current Device (RCD) at an individual phase level to isolate the faulty phase in case of earth leakage and ensure continuity of supply to other healthy phases
- Incomer - Modular (FP MCB/Isolator) using PPI Kit / MCCB100A (TP/FP Compact NSX or EasyPact CVS)
- Sub-Incomer - DP RCCB/RCBO
- Outgoing - SP MCBs

Description	Total Module Cutout (Incomer + Outgoing)	Single Door (IP30) Reference	Unit MRP [₹]	Double Door Metal (IP43) Reference	Unit MRP [₹]
12 way	100A MCCB + 6 + 30	-	-	A9HPID12M	20937

### PPI Kit (to convert TPN and Flexi Tier DBs to PPI DB)



- Set of accessories to convert TPN DBs and 4 tier Flexi DBs to PPI DB
- Kit is provided with additional required quantity of N-Bar, wire set, Busbars (only for Flexi Tier) and Mounting Kit (only for TPN)

Description	Reference	Unit MRP [₹]
PPI Kit for 6way TPN DB (2+4w PPI DB)	A9HKIT04 <input checked="" type="checkbox"/>	4114
PPI Kit for 8way TPN DB (2+6w PPI DB)	A9HKIT06 <input checked="" type="checkbox"/>	4818
PPI Kit for 12way TPN DB (2+10w PPI DB)	A9HKIT10 <input checked="" type="checkbox"/>	5310
PPI Kit for 4T40M Flexi DB (2+8w PPI DB)	A9HKIT08 <input checked="" type="checkbox"/>	8519
PPI Kit for 4T56M Flx DB (2+12w PPI DB)	A9HKIT12 <input checked="" type="checkbox"/>	9432

### Phase Segregated DBs



- Phase Segregated DBs to provide total safety for installer and maintenance personnel, by compartmentalizing each Phase and separating Incomer, Sub-Incomer and Outgoing
- Offers better continuity of supply in case of faults during maintenance at DB level.
- Incomer - Modular (FP MCB/Isolator) / MCCB 100A (TP/FP during maintenance Compact NSX or EasyPact CVS)
- Sub-Incomer - DP RCCB/RCBO
- Outgoing - SP MCBs
- GI sheet ensures improved rust resistance
- Type-tested system conforming IEC 61439-3
- Built-in 8th segment (for modular incomer only)
- Increased incomer DIN space of 12M for 6 ways to 12 ways
- Split door for all variants
- New design ensures clean alignment of doors, centerplates
- 4 piece architecture with removable frame
- Improved, intuitive door lock design with clear indication of lock and unlock positions

Description	Total Module Cutout (Incomer + Sub-incomer + Outgoing)	Single Door (IP30) Reference	Double Door Metal (IP43) Reference	Unit MRP [₹]
4 way	8 + 12 + 12 + 4	-	A9HPSG04	16604
6 way	8 + 12 + 18 + 4	-	A9HPSG06	18539
8 way	8 + 12 + 24 + 4	-	A9HPSG08	23274
12 way	8 + 12 + 36 + 4	-	A9HPSG12	31405
12 way with MCCB I/c	100A MCCB + 12 + 36	-	A9HPSG12M	-

**Note:** For all above Reference MOQ = 1

Please contact Customer care center for Stockable and Non stockable status of references.

NORMAL STOCK ITEMS

W.E.F. January 25, 2022

### VTPN DBs for Modular Incomer



- Ideal solution to distribute power supply to both 3 Phase and 1 Phase loads in the same DB
- Incomer - FP RCCB / RCBO / Isolator / MCB
- Outgoing - SP MCBs / TP MCBs
- 65% more Incomer Wiring Space.
- New Compact Fishbone with better Thermal Performance
- Short Circuit Withstand – 17 kA for 250mS (100 A)/ 25 kA (250 A) for 500mS
- Secure Connections with Fixed Spreader links
- IP 2X protection at Incomer with new shrouds
- Type tested as per IEC 61439 – 3 in NABL accredited Lab
- Knockout size for Incomer increased to 50mm (to accommodate Aluminium Cable)

Description	Total Module Cutout (Incomer + Outgoing)	Single Door (IP30) Reference	Unit MRP [₹]	Double Door Metal (IP43) Reference	Unit MRP [₹]
4 way	12 + 12	-	-	A9HVM04☑	Coming Soon
8 way	12 + 24	-	-	A9HVM08☑	
12 way	12 + 36	-	-	A9HVM12☑	

### VTPN DBs for MCCB Incomer



- DBs for higher incoming current distribution up to 250A
- Incomer - TP/FP Compact NSX or EasyPact CVS MCCB up to 250A
- Outgoing - SP MCBs / TP MCBs
- 65% more Incomer Wiring Space.
- New Compact Fishbone with better Thermal Performance
- Short Circuit Withstand – 17 kA for 250mS (100 A)/ 25 kA (250 A) for 500mS
- Secure Connections with Fixed Spreader links
- IP 2X protection at Incomer with new shrouds
- Type tested as per IEC 61439 – 3 in NABL accredited Lab
- Knockout size for Incomer increased to 50mm (to accommodate Aluminium Cable)

Description	Total Module Cutout (Incomer + Outgoing)	Single Door (IP30) Reference	Unit MRP [₹]	Double Door Metal (IP43) Reference	Unit MRP [₹]
4 way	100A MCCB + 12	-	-	A9HVN04L	Coming Soon
8 way	100A MCCB + 24	-	-	A9HVN08L	
12 way	100A MCCB + 36	-	-	A9HVN12L	
4 way	160A MCCB + 12	-	-	A9HVN04M	
8 way	160A MCCB + 24	-	-	A9HVN08M	
12 way	160A MCCB + 36	-	-	A9HVN12M	
8 way	250A MCCB + 24	-	-	A9HVN08H	
12 way	250A MCCB + 36	-	-	A9HVN12H	

### ComReady DBs



- Designed to house Acti 9 communication system
- Supplied with Double DIN rail, E-Bar and Wire channel.
- Accessories to convert Flexi Tier DB into ComReady DB available on request

Please contact Customer care center for Stockable and Non stockable status of references.

☑ NORMAL STOCK ITEMS

W.E.F. January 25, 2022

### Metal Clad P&S Units



- Plug & Socket Unit with Electra Plug & Socket and provision to mount modular protection devices to feed the end load directly

Description	Total Module Cutout	Single Door (IP30) Reference	Unit MRP [₹]	Double Door Metal (IP43) Reference	Unit MRP [₹]
10A 1P+N+E P&S	2	A9HMS210	2568	-	-
20A 1P+N+E P&S	2	A9HMS220	2749	-	-
30A 3P+E P&S	3	A9HMS330	6016	-	-

### Industrial P&S Units (provision to mount PratiKa Sockets)



- Plug & Socket Unit with provision to mount PratiKa straight / angled\* socket and modular protection devices to feed the end load directly

Description	Total Module Cutout	Single Door (IP30) Reference	Unit MRP [₹]	Double Door Metal (IP43) Reference	Unit MRP [₹]
16A 3P PK P&S	2	A9HKS316	2374	-	-
32A 3P PK P&S	2	A9HKS332	3921	-	-
32A 5P PK P&S	4	A9HKS532	4645	-	-
63A 5P PK P&S	4	A9HKS563	9380	-	-

### Locks for Acti 9 DBs



Key Lock\*

Description	Reference	Unit MRP [₹]
Acti9 key lock	A9HRL802	932
New Rotary Lock**	A9HRL901	742

**Note:** \*\*Use New Rotary lock reference A9HRL901 for:  
Acti9 DBs manufactured September 2020 onwards  
Acti9 DBs with lock & unlock symbol on door.



## Accessories for Distribution Boards

Description	Reference	Unit MRP [₹]
<b>Busbars</b>		
Fork Busbar 1P 12MOD. 63A	R9XFH112	1004
Fork Busbar 1P 57MOD. 63A	R9XFH157	2234
Fork Busbar 2P 12MOD. 63A	R9XFH212	1157
Fork Busbar 2P 57MOD. 63A	R9XFH257	4285
Fork Busbar 3P 12MOD. 63A	R9XFH312	2612
Fork Busbar 3P 57MOD. 63A	R9XFH357	9348
Fork Busbar 4P 12MOD. 63A	R9XFH412	2409
Fork Busbar 4P 57MOD. 63A	R9XFH457	10061
<b>Busbar Accessories</b>		
Set of 10 End Caps 1P	R9XE110	*
Set of 10 End Caps 2P	R9XE210	*
Set of 10 End Caps 3P	R9XE310	1056
Set of 10 End Caps 4P	R9XE410	*
Set of 4 Connector Fork 63A	R9XFC04	*
Set of 20 Tooth Caps	R9XT20	1294
Blanking Plate	13229B	52

**Note:** Blanking Plate MOQ = 10, All other MOQ = 1

## Customized Distribution Boards to Suit Your Need - Available on Request\*

- TV/Telephone DBs
- Pre-Wired DBs
- 8 Segment DBs
- Acrylic Door DBs
- IP54 DBs
- DBs with Phase Indication Lamps

\*upto 32A socket only

**Note:** For all above Reference MOQ = 1

**Note:** \* Please contact nearest Schneider Electric Sales Office or Customer Care Center for coordination chart

Please contact Customer care center for Stockable and Non stockable status of references.

NORMAL STOCK ITEMS

W.E.F. January 25, 2022

Kaedra enclosures for PratiKa industrial sockets are part of a complete system of Watertight enclosures from 16A to 125A providing solutions for protection, control and electrical distribution for tertiary and industrial applications



- Degree of protection - IP65
- Impact strength - IK09
- Resistant to chemical and atmospheric agents, UVs etc.
- Self extinguishing class 2 insulating material
- Flame and abnormal heat resistance: 650°C
- Reversible front face for opening of door to left/right
- Combining of enclosures horizontally/vertically while still maintaining IP
- DIN channel can be positioned in 2 depths & 2 heights for cabling purpose

## Mini Enclosures for modular devices



Description	Reference	Unit MRP [₹]
4 module	13441 <input checked="" type="checkbox"/>	3783
6 module	13442	4306
8 module	13443	5071
12 module	13444	8147

## Enclosures for modular devices (with terminal blocks)



Description	Reference	Unit MRP [₹]
1 row 12 module	13431	8991
1 row 18 module	13432	11850
2 row 24 module	13433	13457
2 row 36 module	13434	17035
3 row 36 module	13435	17763
4 row 72 module	13437	33904

## Mini Enclosure (suitable to mount modular devices and PratiKa 16A socket)



Description	Reference	Unit MRP [₹]
4 module 1 vertical opening	13175 <input checked="" type="checkbox"/>	1805
4 module 2 horizontal opening	13176	2226
4 module 3 horizontal opening	13177	2802

**Note:** For all above Reference MOQ = 1

Please contact Customer care center for Stockable and Non stockable status of references.

NORMAL STOCK ITEMS

W.E.F. January 25, 2022

Enclosure (suitable to mount modular devices and PratiKa 16A / 32A sockets)



Description	Reference	Unit MRP [₹]
5 module 2 opening	13178 <input checked="" type="checkbox"/>	4344
8 module 4 horizontal opening	13179	5929
13 module 3 opening	13180	7835
13 module 6 opening	13181	8613
19 module 8 opening	13182	11100

## Functional Plaques



Description	Reference	Unit MRP [₹]
Blank - marked for 1 socket 50x50	13135	562
Blank - marked for 1 socket 65x65 or 75x75	13137	562
Intermediate with 65x85 opening	13136	685
Intermediate with one opening for 65x85 & 90x100	13142	1136

**Note:** For all above Reference MOQ = 1

Please contact Customer care center for Stockable and Non stockable status of references.

NORMAL STOCK ITEMS

W.E.F. January 25, 2022

## Wander Plugs



PKE16M423



PKE16M723



81383

- Conforms to IEC 60309-1 & IEC 60309-2
- PK PratiKa Screw Connect: same orientation of clamp's screws
- External impact strength: IK08
- Glow wire test: 850°C

[In] Rated Current (A)	[Ue] Rated Operational Voltage (V)	Poles Description	Reference	Unit MRP [₹]
<b>PratiKa Screw</b>				
<b>IP44</b>				
16	200...250	2P + E	PKE16M423 <input checked="" type="checkbox"/>	545
		2P + E	PKX16M423 <input type="checkbox"/>	1102
	380...415	3P + E	PKE16M434 <input checked="" type="checkbox"/>	690
		3P + N + E	PKE16M435 <input checked="" type="checkbox"/>	719
32	200...250	2P + E	PKE32M423 <input checked="" type="checkbox"/>	858
		3P + E	PKE32M434	995
	380...415	3P + N + E	PKE32M435 <input checked="" type="checkbox"/>	981
<b>IP67</b>				
16	200...250	2P + E	PKE16M723 <input checked="" type="checkbox"/>	1191
		2P + E	PKX16M723 <input type="checkbox"/>	1752
	380...415	3P + E	PKE16M734	1345
		3P + N + E	PKE16M735	1438
32	200...250	2P + E	PKE32M723	1685
		3P + E	PKE32M734 <input checked="" type="checkbox"/>	1818
	380...415	3P + N + E	PKE32M735 <input checked="" type="checkbox"/>	1831
<b>PK (63A &amp; 125A available in IP67 only)</b>				
63	200...250	2P + E	81378	4776
		3P + E	81382 <input checked="" type="checkbox"/>	4554
	380...415	3P + N + E	81383 <input checked="" type="checkbox"/>	4560
125	200...250	2P + E	81390	12197
		3P + E	81394	13929
	380...415	3P + N + E	81395	13929

Note: \* Fast Connection

## Small Wall Mounted Sockets



PKF16W423



PKF16W723



PKF32W735

- Conforms to IEC 60309-1 & IEC 60309-2
- External impact strength: IK08
- Glow wire test: 850°C

[In] Rated Current (A)	[Ue] Rated Operational Voltage (V)	Poles Description	Reference	Unit MRP [₹]
<b>IP44</b>				
16	200...250	2P + E	PKF16W423	954
		3P + E	PKF16W434	1107
	380...415	3P + N + E	PKF16W435	1209
32	200...250	2P + E	PKF32W423	1247
		3P + E	PKF32W434	1497
	380...415	3P + N + E	PKF32W435	1580
<b>IP67</b>				
16	200...250	2P + E	PKF16W723	1516
		3P + E	PKF16W734	1904
	380...415	3P + N + E	PKF16W735	1969
32	200...250	2P + E	PKF32W723	1896
		3P + E	PKF32W734	2770
	380...415	3P + N + E	PKF32W735	3674

Note: For all above Reference MOQ = 1

Please contact Customer care center for Stockable and Non stockable status of references.

NORMAL STOCK ITEMS

W.E.F. January 25, 2022

## Wall Mounted Sockets



- Conforms to IEC 60309-1 & IEC 60309-2
- Rated operational voltage upto 415V
- Rated operational current upto 125A
- External impact strength: IK08
- Glow wire test: 850°C
- Available only in IP67

[In] Rated Current (A)	[Ue] Rated Operational Voltage (V)	Poles Description	Reference	Unit MRP [₹]
63	200...250	2P + E	81178	5884
		3P + E	81182 ●	6056
	3P + N + E	81183	6142	
125	200...250	2P + E	81190	21029
		3P + E	81194	21220
	3P + N + E	81195	21324	

## Wander Sockets



- PK PratiKa Screw Connect: same orientation of clamp's screws.
- PK PratiKa: 16A & 32A; IP44 & IP67
- External impact strength: IK08
- Glow wire test: 850 °C
- Conforms to IEC 60309-1 & IEC 60309-2

[In] Rated Current (A)	[Ue] Rated Operational Voltage (V)	Poles Description	Reference	Unit MRP [₹]
<b>PratiKa Screw</b>				
<b>IP44</b>				
16	200...250	2P + E	PKF16M423 ✓	755
		2P + E	PKY16M423	832
	380...415	3P + E	PKF16M434	871
		3P + N + E	PKF16M435	950
32	200...250	2P + E	PKF32M423 ✓	1038
		3P + E	PKF32M434	1259
	3P + N + E	PKF32M435 ✓	1268	
<b>IP67</b>				
16	200...250	2P + E	PKF16M723	1397
		2P + E	PKY16M723 ●	1700
	380...415	3P + E	PKF16M734	1752
		3P + N + E	PKF16M735	1831
32	380...415	2P + E	PKF32M723	1922
		3P + E	PKF32M734	2126
	3P + N + E	PKF32M735	2146	
<b>PK (63A &amp; 125A available in IP67 only)</b>				
63	200...250	2P + E	81478	5202
		3P + E	81482	5248
	3P + N + E	81483	5333	
125	200...250	2P + E	81490	19921
		3P + E	81494	16423
	3P + N + E	81495	16744	

## Also Available on Request:

- Patented FAST connect Plugs & Sockets - innovative cabling system that enables connection without stripping the conductor and with absolutely no screws required
- Extra Low Voltage Plugs & Sockets down to 50V

Please contact nearest Schneider Electric Sales Office or Customer Care for Reference and Prices

**Note:** For all above Reference MOQ = 1

Please contact Customer care center for Stockable and Non stockable status of references.

✓ NORMAL STOCK ITEMS

W.E.F. January 25, 2022

## Panel Mounted Sockets - Angled



PKF16F423



PKF32F723



81283

- PK PratiKa Screw Connect: same orientation of clamp's screws
- External impact strength: IK08
- Glow wire test: 850°C
- Conforms to IEC 60309-1 & IEC309-2

[In] Rated Current (A)	[Ue] Rated Operational Voltage (V)	Poles Description	Reference	Unit MRP [₹]
<b>PratiKa Screw</b>				
<b>IP44</b>				
16	200...250	2P + E	PKF16F423 <input checked="" type="checkbox"/>	584
		2P + E	PKY16F423 <input type="checkbox"/>	630
	380...415	3P + E	PKF16F434	871
		3P + N + E	PKF16F435 <input checked="" type="checkbox"/>	928
32	200...250	2P + E	PKF32F423 <input checked="" type="checkbox"/>	1038
	380...415	3P + E	PKF32F434	1204
		3P + N + E	PKF32F435	1199
<b>IP67</b>				
16	200...250	2P + E	PKF16F723 <input checked="" type="checkbox"/>	1100
		2P + E	PKY16F723 <input type="checkbox"/>	1332
	380...415	3P + E	PKF16F734	1253
32	200...250	3P + N + E	PKF16F735 <input checked="" type="checkbox"/>	1268
	380...415	2P + E	PKF32F723	1431
		3P + E	PKF32F734	1673
		3P + N + E	PKF32F735	1700
<b>PK (63A &amp; 125A available in IP67 only)</b>				
63	200...250	2P + E	81278	4697
		3P + E	81282 <input checked="" type="checkbox"/>	4705
	380...415	3P + N + E	81283 <input checked="" type="checkbox"/>	4797
125	200...250	2P + E	81290	15445
		3P + E	81294	15846
	380...415	3P + N + E	81295	15924

## Panel Mounted Sockets - Straight



PKF16G423



PKF16G723



81683

- PK PratiKa Screw Connect: same orientation of clamp's screws
- External impact strength: IK08
- Glow wire test: 850°C
- Conforms to IEC 60309-1 & IEC309-2

[In] Rated Current (A)	[Ue] Rated Operational Voltage (V)	Poles Description	Reference	Unit MRP [₹]
<b>PratiKa Screw</b>				
<b>IP44</b>				
16	200...250	2P + E	PKF16G423	661
		2P + E	PKY16G423	826
	380...415	3P + E	PKF16G434	1154
		3P + N + E	PKF16G435	995
32	200...250	2P + E	PKF32G423	1050
	380...415	3P + E	PKF32G434	1209
		3P + N + E	PKF32G435	1310
<b>IP67</b>				
16	200...250	2P + E	PKF16G723	1107
		2P + E	PKY16G723 <input type="checkbox"/>	1247
	380...415	3P + E	PKF16G734	1522
32	200...250	3P + N + E	PKF16G735	1268
		2P + E	PKF32G723	1411
	380...415	3P + E	PKF32G734	1589
		3P + N + E	PKF32G735	1648
<b>PK (63A &amp; 125A available in IP67 only)</b>				
63	200...250	2P + E	81678	5684
		3P + E	81682	4751
	380...415	3P + N + E	81683	4751
125	200...250	2P + E	81690	15747
		3P + E	81694	15846
	380...415	3P + N + E	81695	15924

\*Fast Connection

**Note:** For all above Reference MOQ = 1

Please contact Customer care center for Stockable and Non stockable status of references.

 NORMAL STOCK ITEMS

W.E.F. January 25, 2022

## Sockets with Interlock Switches - for guaranteed safety of operation

- Allows closure of main switch only when the plug is fully inserted in socket - when complete mechanical & electrical connection has occurred
- Plug removal is possible only when the switch is in "off" position

## Wall Mounted Sockets with Interlock Switch Unika (w/o protection)



83047

83081

- Switch designed for use in AC 22A class applications
- Conforms to IEC 60309-1 & IEC 60309-2
- Rated operational voltage upto 415V
- Rated operational current upto 32A
- External impact strength: IK08
- Available in IP44 / IP65 versions
- Glow wire test: 750°C

[In] Rated Current (A)	[Ue] Rated Operational Voltage (V)	Poles Description	Reference	Unit MRP [₹]
<b>IP44</b>				
16	200...250	2P + E	83031	7940
	380...415	3P + E	83035	13354
32	200...250	3P + N + E	83036	11206
		2P + E	83042 <input checked="" type="checkbox"/>	10308
	380...415	3P + E	83046	14598
		3P + N + E	83047	12146
<b>IP65</b>				
16	200...250	2P + E	83081	8215
	380...415	3P + E	83085	11312
		3P + N + E	83086	11542
32	200...250	2P + E	83092	10766
	380...415	3P + E	83096	15705
		3P + N + E	83097	12927

## Socket with Interlock Switch &amp; DIN Rail Isoblock (4.5 modules)



82754

83796

- Switch designed for use in AC- 22A class applications
- Conforms to IEC 60309-1 & IEC 60309-2
- Provision to DIN mount 4.5 module device
- External impact strength: IK10
- Available in IP65 version
- Glow wire test: 850°C

[In] Rated Current (A)	[Ue] Rated Operational Voltage (V)	Poles Description	Reference	Unit MRP [₹]
16	200...250	2P + E	82754 <input checked="" type="checkbox"/>	9842
	380...415	3P + E	82758	14565
		3P + N + E	82759	15051
32	200...250	2P + E	83791 <input checked="" type="checkbox"/>	11653
	380...415	3P + E	83795	16758
		3P + N + E	83796	13883

## Socket with Interlock Switch &amp; DIN Rail Isoblock (6 modules)



82766

82771

- Switch designed for use in AC- 22A class applications
- Conforms to IEC 60309-1 & IEC 60309-2
- Provision to DIN mount 6 module device
- External impact strength: IK10
- Available in IP65 version
- Glow wire test: 850°C

[In] Rated Current (A)	[Ue] Rated Operational Voltage (V)	Poles Description	Reference	Unit MRP [₹]
32	200...250	2P + E	82766	15373
	380...415	3P + E	82770	21899
		3P + N + E	82771	18570
63	380...415	3P + E	82782	20714
		3P + N + E	82783	20780

**Note:** For all above Reference MOQ = 1

Please contact Customer care center for Stockable and Non stockable status of references.

NORMAL STOCK ITEMS

W.E.F. January 25, 2022

**ELECTRA Metal Clad Plugs & Sockets are specially designed incorporating the latest safety, quality and user friendly features.**

**Construction**

- The casting is made from non-corroding die-cast aluminum alloy combining exceptional compactness with high strength
- The design/construction eliminates the possibility of mismatch in fitting of plugs in corresponding sockets
- The floating contacts in the sockets are self aligning and facilitates smooth plugging in without undue pressure (These can be easily removed for wiring )
- A provision for pilot pin facilitates mechanical interlocking in case of 63A ratings

**Human Safety**

Specially designed shroud to avoid accidental finger contact with plug-pins while inserting/removing the plug  
Similarly, the contact tubes in sockets are deeply recessed to avoid human contact

- The earthing pins ensure that earth connection is made first and broken last, being longer than conducting pins
- The visible earth terminals facilitate easy checking of earth connection
- The cable grip to the plug is made very strong by providing a compression gland and by protecting it at the point of entry by a strong rubber guard

**Applications**

Industrial, Commercial & Domestic portable equipments like Hand/Power Tools, Industrial Ovens, Welding Sets, Mobile Generators, Furnaces, Ships, Office Machines, Refrigerators, Coolers, Air-Conditioners, Overhead Cranes, Chilling Cabinets, Tile Polishers and Sewing Machines

**Plug**



Rating (A)	Poles Description	Voltage (V)	MOQ	Reference	Unit MRP [₹]
10	2P	250	30	AP10 <input checked="" type="checkbox"/>	262
20	2P	250	30	AP20 <input checked="" type="checkbox"/>	275
20	3P	440	30	BP20 <input checked="" type="checkbox"/>	366
30	3P	440	20	BP30 <input checked="" type="checkbox"/>	667
63	3P+N+E	440	4	CP63 <input checked="" type="checkbox"/>	3015

**Socket**



Rating (A)	Poles Description	Voltage (V)	MOQ	Reference	Unit MRP [₹]
10	2P	250	30	AS10 <input checked="" type="checkbox"/>	275
20	2P	250	30	AS20 <input checked="" type="checkbox"/>	293
20	3P	440	30	BS20 <input checked="" type="checkbox"/>	411
30	3P	440	20	BS30 <input checked="" type="checkbox"/>	706
63	3P+N+E	440	4	CS63 <input checked="" type="checkbox"/>	3313

Please contact Customer care center for Stockable and Non stockable status of references.

NORMAL STOCK ITEMS

W.E.F. January 25, 2022






## EasyLogic™ series of Multifunction meters to optimize Industry Performance

- Unique LCD with simultaneous display of 3 parameters
- Compact Size
- Green Premium certified
- Calibration LED for on-site verification



# EcoStruxure Power: Thrive in a digital world.

## Discover Our Power Monitoring Solutions



# 1. Tailored Offers for Specific Applications and Segments



- > BCPM A/B/C variants
- > Split or solid core CTs
- > 24 / 36/ 42 / 48 / 72 / 84 channels configuration

## 1.1 BCPM

\*Price On Request

### The BCPM Provides Data Center Managers with Information to

**Maximize uptime and avoid outages** through advanced alarming capabilities

- > Set sensitivity parameters so an alarm is triggered when current approaches any breaker limit
- > Alarms distinguish between past events and alarm states that are still occurring
- > Analyze the alarm history to assess areas that may need additional capacity to prevent issues

**Effectively plan future infrastructure needs** by providing historical usage data, to ensure that new infrastructure projects are sized correctly

- > Track usage at the circuit level
- > Develop reports on historical usage patterns
- > Use reporting to accurately predict future needs

**Easily allocate costs**

- > Allocate costs based on per rack energy consumption
- > Track usage patterns and determine areas of potential savings
- > Create ongoing reporting structures to effectively manage costs



## 1.2 Insulation Monitoring Devices

\*Price On Request

### Vigilohm Range of Insulation Monitoring Devices

**Used in IT earthing arrangements, this solution**

- > Guarantees process continuity in case of earth fault,
- > Improves staff and process safety, and
- > Optimizes maintenance.

**Can be used in 3 levels of insulation monitoring**

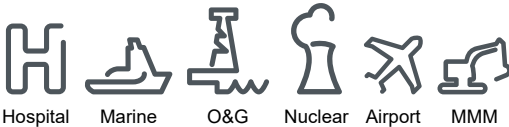
Level 1 : fault detection and signalling, manual fault location (all IMDs)

Level 2 : automatic fault location

Level 3 : feeder measurement + communication

**Key features**

- > Fault detection and signalling
- > Insulation resistance value display
- > Transformer monitoring (current and temperature)
- > Modbus communication
- > Alarm log
- > Insulation fault remote indicator (audible & visual)
- > Electrical fault (transformer overload or circuit breaker tripping ) remote indicator (audible & visual)
- > IEC 60364-4-41 : Electrical standards in buildings
- > IEC 60364-7-10 : Requirements for special installations or locations Medical locations.
- > IEC 61557-8 : Insulation Monitoring Devices in IT earthing arrangement
- > IEC 61557-9 : Equipment for insulation fault location in IT earthing arrangements



Hospital Marine O&G Nuclear Airport MMM

Please contact Customer care center for Stockable and Non stockable status of references.

NORMAL STOCK ITEMS

W.E.F. January 25, 2022



# Advanced metering for the new electric world

PowerLogic™ PM8000, ION9000 and ION9000T



Distributed generation, renewable energy, electric vehicles and power electronics are transforming today's electrical grid, challenging organizations that rely on power availability for business continuity. Along with these pressures, energy trading transactions are complex with growing concerns in areas such as data accuracy and cybersecurity. In the new electric world, systems that are efficient, secure, sustainable and resilient create business advantage. With advanced power meters from Schneider Electric – the world's leading power quality and revenue meters – you can keep pace with innovation and help ensure future opportunities for adaptation and growth.

## True reliability

Meeting the latest and most stringent international standards compliance for revenue billing and power quality monitoring, and confirmed by third-party lab certificates, PowerLogic advanced meters provide accurate, reliable and cybersecure information.

- 0.1S or 0.2S accuracy: third-party certified in full compliance to IEC 62052-11, IEC62053-22 and ANSI C12.20 2015
- Certified PQI devices with full compliance to IEC61000-4-30, IEC62586-1, IEC62586-2
- One device for both revenue billing and power quality monitoring
- Cybersecurity with secure protocol support (HTTPS, SFTP, SSH terminal); user-based access control, restricted use of unnecessary functions, audit logging, digital signature, secure password storage
- Anti-tampering features, hardware lock



Advanced PowerLogic meters are ready to connect to any SCADA, monitoring, control or billing software system.



Accurate and reliable



Onboard power quality analysis



Modular architecture

# PowerLogic™ PM8000, ION9000 and ION9000T

Advanced metering for the new electric world

## Tangible results

The ION9000 saves you valuable time from examining raw data and extracts tangible results from the data set to convey the information needed to get real results. Designed so you can prevent a severe power quality event occurrence or recover quickly from such events.

- Patented disturbance direction detection (DDD) to quickly identify the location of a power quality disturbance source
- Powerful, system-level analysis engine\* automatically correlates facility-wide events for quick analysis and fast recovery in case of a power quality related outage
- Connect via web browser for easy-to-read, pass/fail power quality analysis according to EN50160 and IEEE519 standards
- Detection and capture of high speed impulsive or oscillatory transients with 256, 1024 or 10MHz sampling rate\*\*
- Several options of time synchronization protocols to ensure precise sequence of events analysis



## Wide versatility

A modular architecture and an easy-to-use block-oriented programming architecture make our advanced power meters the ideal instruments to help original equipment manufacturers or system integrators evolve and adapt to changing business realities.

- Multiple mounting options
- Hardware modularity allows for field upgrade of key capabilities, such as the number of I/O modules, additional comm ports, different display and mounting options
- Legendary, patented ION™ technology allows tremendous flexibility
- Adapts easily to your power network as it becomes more dynamic, as new energy efficient devices are installed or as new regulations are passed
- Protects your infrastructure investment now and in the future



\* Requires PME

\*\* Please refer to product catalogue for details



Green Premium Eco-Mark

Confidently confirm and incorporate compliance status of our products into your environmental policies. Schneider Electric commits to disclose reliable, comprehensive information on the environmental impacts of our products.

Please contact Customer care center for Stockable and Non stockable status of references.

NORMAL STOCK ITEMS

W.E.F. January 25, 2022

## 2. High Accuracy, Specialized Solutions - for MV/LV Distribution



### 2.1 PowerLogic™ ION9000T

NEW

\*Price On Request

- > High-speed transient detection with 10 MHz sampling, ability to measure up to 10 kV peak
- > Patented disturbance direction detection to identify event root cause
- > Unprecedented accuracy of 0.1S accuracy
- > Certified PQI-A (power quality instrument) complies with IEC 62586-1/-2
- > Modular, flexible, and adaptable
- > Secure protocol support and security event logging.
- > Onboard power quality analysis. Complies with: IEC61000-4-30 class A, IEC62586-1 / IEC62586-2, and verified by third-party lab certifications
- > Extended waveform capture
- > High-speed RMS data capture for in-depth analysis of any PQ disturbance
- > Smart power event analysis
- > ION programmability technology allowing tremendous flexibility
- > Protects your infrastructure investment now and in the future
- > Green Premium eco-mark.
- > Makes your power network safer, more reliable, efficient, and compliant.

### 2.2 PowerLogic™ ION9000

\*Price On Request



- > Summarize power quality, set targets, measure and verify results
- > Large Color Display with high resolution
- > Modbus Master functionality to read from downstream Modbus devices and view it via the front panel
- > Detect and capture transients as short as 20µs at 50Hz (17µs at 60 Hz)
- > Power quality compliance monitoring IEC 61000-4-30 Class A , test methods as per IEC 62586-1/2.
- > 2 GB of standard non-volatile memory.
- > Trend curves and short-term forecasting of upcoming values for better decisions
- > Disturbance direction detection with results captured in the event log, with a timestamp and certainty level
- > 50+ definable alarms to log critical event data, trigger waveform recording, or perform control function.
- > Trigger on any condition, with 1/2-cycle and 1-second response time.
- > Support protocol: Modbus, ION, DNP3, DLMS, SNMP, and IEC 61850.
- > Gateway functionality to access downstream meter's readings through ethernet
- > Time synchronization via GPS clock (RS-485) or IRIG-B (digital input) to ±1 millisecond.



Utility/ABT meter



8650

### 2.3 PowerLogic™ ION 8650

\*Price On Request

- > **Utility grade accurate metering** with IEC 62053-22/23 Class 0.2S with 1024 samples / cycle
- > **Power quality compliance monitoring** for IEC 61000-4-30 Class A/S, EN50160, IEC 61000-4-7, IEC 61000-4-15, IEEE 1159, IEEE 519
- > **Power quality measurements** with Individual Harmonics, sag – swell, transient detection, waveform analysis & logging
- > **Digital fault recording** by capturing voltage and current channels simultaneously for sub-cycle disturbances
- > **Complete communications** through IEC1107 optical port or the optional communications module that supports concurrent Ethernet, serial, and modem communications
- > **Transformer/line loss compensation** for system losses in real time directly in the meter
- > **Instrument transformer correction** to save money and improve accuracy by correcting for less accurate transformers.

Please contact Customer care center for Stockable and Non stockable status of references.

NORMAL STOCK ITEMS

W.E.F. January 25, 2022

## 2. High Accuracy, Specialized Solutions - for MV/LV Distribution



### 2.4 PowerLogic™ ION7400

Compact energy and power quality meters for **\*Price On Request**  
feeders or critical loads

- > High quality, reliability, and accuracy: 3-phase power and energy measurements with power quality compliance monitoring, data and event logging, and alarming
- > Industry-leading: Class 0.2S revenue metering and network management data
- > Regulatory compliance: meets all North and South American requirements for utility metering
- > Built-in intelligence: RTU polls downstream devices like relays or other telemetry devices
- > Exceptional adaptability: integrates into existing billing/SCADA systems
- > Reduces downtime: pinpoints disturbances with disturbance direction detection as upstream or downstream of the meter
- > High degree of visibility to data and assets: allows for cost savings, rapid response time, and better decisions
- > Monitors and logs parameters in support of multiple international PQ compliance measurement standards
- > Harmonics: high-resolution waveform capture and Flicker influence



### 2.5 PowerLogic™ PM8000 Series

**\*Price On Request**

- > Patent disturbance detection capability with Sag/Swell / Waveform capture technology
- > **Ideal** for high energy users
- > **Revenue accuracy** of Class 0.2S as per IEC 62053-22
- > **High Sampling rate** of 256 Samples / Cycle, Waveform recording, sag/swell monitoring
- > **Modbus Master** with Single RS485 port & Dual Ethernet
- > **512MB of standard** non-volatile memory for Data and event logging
- > **Harmonics Analysis** upto 63rd for Voltage & current
- > **GPS clock (RS485)** or IRIG-B (digital input)
- > **01 Serial port** (Modbus, ION, DNP3) , Dual Ethernet port (Modbus/TCP, ION TCP, DNP3 TCP, IEC 61850 )
- > **Standard Digital Input**, Expandable Digital IO, Analog IO

Please contact Customer care center for Stockable and Non stockable status of references.

NORMAL STOCK ITEMS

W.E.F. January 25, 2022

# PowerLogic™ PM55/56/5700

Power quality, features in a  
cost-effective, precision meter



The highly capable PowerLogic™ PM5500, PM5600, and PM5700 power meters combine multiple features that are not typically found in basic range power meters: power quality capabilities, residual current monitoring, and MID conformance. This combination of features merge with industry-leading measurement accuracy to match the requirements of energy cost management applications in buildings and industry. Compliant with stringent international metering standards, these meters remove any uncertainty in billing for energy consumption and ensure a high level of performance that non-compliant devices cannot match.

Allocate energy costs, perform tenant sub-billing, pinpoint energy savings, optimize equipment efficiency and utilization, and perform a basic assessment of the power quality in your electrical network.

#### Residual Current Monitoring

- Proactively identify residual current to maximize electrical distribution uptime, reduce risk of faults, and improve safety

#### Power Quality Monitoring

- Identify power quality events to avoid downtime, prevent equipment damage

#### LVDC Control Power Option (24V DC)

- Continuously monitor system and log data, even during an outage or voltage instability, in addition to significant installation and material cost savings DNP3.0 Protocol
- Seamless tie-in to new or existing utility and heavy industrial applications without the need for additional gateways or protocol converters

#### Analog Inputs

- Monitor electrical and non-electrical parameters (e.g. temperature, flow rate, pressure etc.)



## 3. High Accuracy, Compact, Power Meters - for HV/MV/LV Distribution



### 3.1 PowerLogic™ Series Power Meters

- > **IEC 61557-12 IEC** for PMD (Power Measurement Devices)
- > **Accuracy** - Class 0.5S (PM51xx, PM53xx) and Class 0.2S (PM5560) - IEC Specifications
- > **4th CT** for neutral and ground current measurement (PM5560)
- > **Dual Ethernet** ports for daisy chain communication (PM5560)
- > **Internal webpage** (PM5560)
- > **Individual Harmonics** up-to 63rd (PM5560), 31st (PM53xx) & 15th (PM51xx) THD, TDD
- > **Multi-tariff** Schedules 4 tariffs (PM53xx) & 8 tariffs (PM5560)
- > **Two Relay outputs** for circuit breaker monitoring & control (PM5330, PM5340)
- > **Logging memory** (PM53xx, PM5560)
- > **Peak demand** with time stamping D/T for current and powers (PM53xx, PM5560)
- > **Demand prediction** based on sliding, fixed and rolling block, thermal methods (All models)
- > **Battery backed up** Real Time Clock (All models)
- > **Meter Insight-Through QR code**
- > 2DI/2DO/2AI (PM5570), RCM (PM5660), Waveform capture and Sag Swell + 2DI/2DO (PM5650), Waveform capture and Sag Swell + 2DI/2DO + RCM (PM5760)

Product	Description	Reference	Unit MRP [₹]
PM 5560	CI0.2S, 2 Ethernet + 1 RS485 Port, 4th CT, Webpage, 63rd Harmonic (magnitude & direction), 52 alarms, 4 DI, 2 DO, 8 multi tariff, 128 samples / cycle	30003008D	70023
PM 5340	CI0.5S, 1 Ethernet, 31st harmonic, 2 DI, 2 DO, 2 RO, 35 Alarms, Data logging, 64samples / cycle	30003007D	40958
PM 5320	CI0.5S, 1 Ethernet, 31st harmonic, 2 DI, 2 DO, 35 Alarms, Data logging, 64samples / cycle	30003005D	38175



### 3.2 Smart Demand Controller - EM7200 Series

- > Accuracy **CL 0.2\*, 0.5S and Class 1.0** as per IEC 62053 21/22
- > **CE / UL** Certification as per IEC / UL61010 1 Ed 3
- > Versatile and fully user programmable, suitable for HT/LT with any CT/PT
- > 2 Digital inputs, **3 Form C Relay outputs** for control
- > **TOU** for time enabled tariff users and auto resetting of energy parameters - weekdays, weekends, public holidays & offs.
- > **Import / Export** option enables monitoring of bi-directional power flow (also called 4 - quadrant measurement)
- > Utility meter cross check
- > **19 demand profile** settings for optimal demand planning
- > THD and individual harmonics up-to 15th
- > **Predictive demand**, present demand, max demand with date/time stamp. 4 peaks and 4 lows

Product	Description	Reference	Unit MRP [₹]
EM 7290	Demand Controller CI0.2* with RS485 Port	30002975	55763
EM 7280	Demand Controller CI0.5S with RS485 Port	30002198	43500
EM 7230	Demand Controller CI1.0 with RS485 Port	30002055	40153

\* Class 0.2S compliance available in 3ph,4w system

Please contact Customer care center for Stockable and Non stockable status of references.

NORMAL STOCK ITEMS

W.E.F. January 25, 2022



The easy choice for quality,  
value, and simplicity.

EasyLogic™ PM2000 series



- Active Accuracy - Class 0.5S/1.0 as per IEC62053-22/21
- Dual Sourcing - Utility or Solar or wind energy monitoring using the DI
- 12am (Configurable) Snapshot - Volt, Amp, Power & Energy
- Rate Counters - Configurable for Energy and KgCO2
- Expandable IO Module - Digital IO/Analog IO
- Calibration and Heart beat LED on the front display

[se.com/in](http://se.com/in)

# 3. High Accuracy, Specialized Solutions- for MV/LV Distribution

## 3.3 EasyLogic™ PM2000 Series

### Multifunction Power and Energy meter with 12am snapshot and Rate counters (kgCO2 / Energy)



- > Energy Standard - Class 0.5S /1.0 as per IEC 62053-22 / 21
- > Power quality analysis with THD & Ind. harmonics up to 31st
  - IO module integration (optional) – Digital Input/ Output, Analog Input/ Output
  - Dual / Multi sourcing - Capable of monitoring Utility & Genset/ Solar/Wind energy using the Multitariff and Digital Input.
  - 12am (Configurable) Snapshot – Snapshot of Avg Volt, Avg Amp, Total active power & energy delivered as measured by the meter at 12am (Configurable) of every day.
  - Rate Counters – Configurable rate counters for displaying kgCO2 or energy cost.
  - Onboard Data Logging – Configurable logging up to 2 parameters
  - Per-phase, avg/ total of Volts, Amps, PF, THD, Hz, W, Wh, VA, VAh, VAR, VARh, Max Demand & Import / Export
  - Min/Max Monitoring with Date/Time stamping
  - Communication : Pulse output or RS485 port

Product	Description	Reference	Unit MRP [₹]
PM2230	PM2230, LCD, RS485, Accuracy Cl0.5S, 31st Ind.harmonics, 12am snap shot, kg CO2 and energy rate counters, Data logging	METSEPM2230D	29576
PM2220	PM2220, LCD, RS485, Accuracy Cl1, 15th Ind.harmonics, 12am snap shot, kg CO2 and energy rate counters	METSEPM2220D	27208
PM2130	PM2130, LED, RS485, Accuracy Cl0.5S, Ind. Harmonics up to 31st over communication, data logging	METSEPM2130D	28328
PM2K2DIDO*	Optional Digital IO card - 2 channel DI & DO for PM2000 Series	METSEPM2KDGTLIO22D	3361
PM2K1AIAO*	Optional Analog IO card - 1 channel AI & AO for PM2000 Series	METSEPM2KANLGIO11D	3985
PM2K2AIAO*	Optional Analog IO card - 2 channel AI & AO for PM2000 Series	METSEPM2KANLGIO22D	4855
PM2K2DI2RO*	EasyLogic™ PM2x30 2DI2RO Module 2-IO	METSEPM2K2DI2ROD	On Request

\* Optional IO modules can be used for PM2230 & PM2130 models only. Maximum upto 1 module can be used per device at a time.



# The future of multifunction meters is here

Hexa and EM6400NG<sup>+</sup> Series



Hexa Now in LCD



Hexa



EM6400NG<sup>+</sup>

[se.com/in](https://se.com/in)

## 4. India's Most Trusted, Reliable and Accurate Multifunction Meters



Green Premium Eco-Mark

### 4.1 EasyLogic™ EM6400NG+ Series, The Next Generation Workhorse

Multifunction Energy meter with NextGen features like Harmonics & Min/Max Monitoring, Digital security

- > **Energy Standard** – Class 0.2/0.5S/1 as per IEC 62053-22 / 21
- > **Power quality analysis** with THD & individual harmonics upto 15th over communication
- > **13 different wiring** configuration scheme
- > **Volts, Amps, PF, THD, F, W, Wh, VA, VAh, Var, Varh, Runhrs, Onhrs, Interupts, Preloaded Demand & Import /Export**
- > **Min/Max Monitoring** with Date/Time stamping
- > **Calibration LED** and Heart beat LED for communication Status
- > **Communication:** POP or RS485 port

Product	Description	Reference	Unit MRP [₹]
EM6400NG+	Class accuracy CI0.2, RS485 port	METSEEM6400NGRSCL2	29487
EM6400NG+	Class accuracy CI0.5S, RS485 port	METSEEM6400NGRSCL5	23686
EM6400NG+	Class accuracy CI1.0, RS485 port	METSEEM6400NGRSCL1	18696 <input checked="" type="checkbox"/>
EM6400NG+	Class accuracy CI0.5S, POP	METSEEM6400NGPOCL5	16196
EM6400NG+	Class accuracy CI1.0, POP	METSEEM6400NGPOCL1	14663 <input checked="" type="checkbox"/>

## 5. India's Most Trusted, Reliable and Accurate Multifunction Meters



### 5.1 Hexa Series EM64XXH and PM1130H Meters Load Managers, Power & Energy, Dual Source Multifunction meters

- > Energy Accuracy - Class 0.5 / 1.0 as per IEC 62053-22 / 21
- > Single and Multisource range of devices
- > Dual Sourcing with demand Monitoring, THD% for voltage & Current, 01 Relay Contact.
- > Configurable Favorite Page.
- > Sampling Rate of 32 Samples / Cycle.
- > Onsite Calibration Verification - Calibration LED.
- > Heart beat LED for communication status & meter healthiness.
- > Modus RS485 communication port.
- > Communication Disable from the front panel of the Meter.
- > Multi colored analog load bar with over load indication.
- > Configurable Password for secured setup of the device.

Product	Description	Reference	Unit MRP [₹]
PM1130H	EASYLOGIC™ PM1130H Dual Source Power & Energy Meter, Class accuracy 0.5, 01 Relay Contact, 01 RS485 port	METSEPM1130HCL05RD	17127
EM6438H	EasyLogic™ EM6438H Dual Power & Energy Meter, Class accuracy 0.5, 01 RS485 port	METSEEM6438HCL05RS	8412
EM6438H	EasyLogic™ EM6438H Dual Power & Energy Meter, Class accuracy 1.0, 01 RS485 port	METSEEM6438HCL10RS	7809 <input checked="" type="checkbox"/>
EM6436H	EasyLogic™ EM6436H VAF+ PF + Power & Energy Meter, Class accuracy 0.5, 01 RS485 port	METSEEM6436HCL05RS	12547
EM6436H	EasyLogic™ EM6436H VAF+ PF + Power & Energy Meter, Class accuracy 1.0, 01 RS485 port	METSEEM6436HCL10RS	10930 <input checked="" type="checkbox"/>
EM6436H	EasyLogic™ EM6436H VAF+ PF + Power & Energy Meter, Class accuracy 1.0	METSEEM6436HCL10NC	9351
EM6433H	EasyLogic™ EM6433H A+ Power & Energy Meter, Class accuracy 0.5, 01 RS485 port	METSEEM6433HCL05RS	7801
EM6433H	EasyLogic™ EM6433H A+ Power & Energy Meter, Class accuracy 1.0, 01 RS485 port	METSEEM6433HCL10RS	7349 <input checked="" type="checkbox"/>
EM6459H	EasyLogic™ EM6459H VAF+ PF Digital Meter, Class accuracy 0.5, 01 RS485 port	METSEEM6459HCL05RS	8288
EM6459H	EasyLogic™ EM6459H VAF+ PF Digital Meter, Class accuracy 1.0, 01 RS485 port	METSEEM6459HCL10RS	7775 <input checked="" type="checkbox"/>
EM6459H	EasyLogic™ EM6459H VAF+ PF Digital Meter, Class accuracy 1.0	METSEEM6459HCL10NC	6073

\* Conzerv is now EasyLogic™

Please contact Customer care center for Stockable and Non stockable status of references.

NORMAL STOCK ITEMS

W.E.F. January 25, 2022

## 5. India's Most Trusted, Reliable and Accurate Multifunction Meters

### 5.2 Hexa Series LCD Range: OEM Specialized applications

EasyLogic™ EM1220H | PM1225H | PM1230H meters are ideal replacements for multiple analog meters for stand-alone metering in OEM Panel Boards, Genset panels, Motor Control Centers, power factor improvement panels



- > **Energy Accuracy** - Class 0.5 / 1.0 as per IEC 62053-22 / 21
- > Single and Multisource range of devices
- > Power quality analysis (THD %) | Phase angle between the voltage and current
- > **LCD display:** Elegant single row, bright back lit graphical LCD display 132 \* 32 pixels, Fast in-line view, three parameters name and value at one glance
- > **Suppression current:** To disregard the measurement of induced and panel auxiliary load current in the circuit (settable from 5 to 99 mA).
- > **Protective cover:** Tamper-proof terminal screws do not detach from housing.
- > **Control power options:** Universal range 44 to 300V LN AC/DC or Low voltage DC control power option of 9 to 36V DC
- > Sampling Rate of 32 Samples / Cycle
- > Onsite Calibration Verification - Calibration LED
- > Heart beat LED for communication status & meter healthiness.
- > Modbus RS485 communication port
- > Communication Disable from the front panel of the Meter
- > Configurable Password for secured setup of the device
- > Smart line indicators in LCD display meter to check the presence of input supply voltage

Product	Description	Reference	Unit MRP [₹]
PM1230H	EasyLogic™ PM1230H Dual Source Power & Energy, Class Accuracy 0.5, 01 RS485 Port	METSEPM1230HCL5	16480
PM1225H	EasyLogic™ PM1225H Restricted MFM Meter, Class Accuracy 0.5, 01 RS485 Port	METSEPM1225HCL5	22877
PM1225H	EasyLogic™ PM1225H Restricted MFM Meter, Class Accuracy 1.0, 01 RS485 Port	METSEPM1225HCL1	18056
EM1220H	EasyLogic™ EM1220H Load Manager, Class Accuracy 0.5, 01 RS485 Port	METSEEM1220HCL5	12152
EM1220H	EasyLogic™ EM1220H Load Manager, Class Accuracy 1.0, 01 RS485 Port	METSEEM1220HCL1	10586

Please contact Customer care center for Stockable and Non stockable status of references.

NORMAL STOCK ITEMS

W.E.F. January 25, 2022

Stay on top of it  
with **PowerTag**



Give your business a competitive edge with  
PowerTag wireless energy sensors

With PowerTag Energy, you can add innovation to any project with one simple action. Even in panels where space is at a premium, you can easily tag circuit breakers up to 630 A to help your customers reduce costs and improve efficiency. As a connected product, PowerTag Energy is a key part of ExoStruxure Power – Schneider Electric's IoT-enabled, open and interoperable architecture. And a small-but-impressive solution your customers will appreciate.



[se.com/powertag](https://se.com/powertag)

\* Secure it: As part of the Acti 9 communication system, PowerTag monitors loads and identifies load imbalances and overload levels before a trip occurs. PowerTag also alerts you to voltage losses, so you save time recovering your installation in the event of load downtime. An email alert means you can take preventive action thus avoiding potential downtime. © 2020 Schneider Electric. All Rights Reserved. Life Is On Schneider Electric is a trademark and the property of Schneider Electric SE, its subsidiaries and affiliated companies. 998-20959054\_GMA\_630A\_image63A\_PanelBuilder\_print ad.indd

## 6. PowerTag - World's Smallest Energy Sensor



### 6.1 PowerTag for MCB

#### Monitor Your Energy

- > Real time U, V, I, P, PF
- > Active energy metering (Class 1 EN 61557-12) partial and total
- > Load balance overview for 3P

#### Improve your Maintenance

- > Pre Alarm on overload
- > Specific "alarms" for U, I, P
- > Alarm on feeder voltage loss

Product	Description	Reference	Unit MRP [₹]
PowerTag	PowerTag Energy M63 1P+W	A9MEM1520	8932
PowerTag	PowerTag Energy M63 1P+N Top	A9MEM1521	8932
PowerTag	PowerTag Energy M63 1P+N Bottom	A9MEM1522	8932
PowerTag	PowerTag Energy M63 3P	A9MEM1540	18030
PowerTag	PowerTag Energy M63 3P+N Top	A9MEM1541	18030
PowerTag	PowerTag Energy M63 3P+N Bottom	A9MEM1542	18030
PowerTag	PowerTag Energy F63 1P+N	A9MEM1560	9814
PowerTag	PowerTag Energy F63 3P+N	A9MEM1570	19652
PowerTag	PowerTag Energy Sensor 63A -3P/3P+N	A9MEM1573	18716
PowerTag	PowerTag Energy Sensor 160A -F160 - 3P/3P+N	A9MEM1580	24168
PowerTag	PowerTag Energy Sensor Rope 200A - R200 - 3P/3P+N	A9MEM1590	45283
PowerTag	PowerTag Energy Sensor Rope 600A - R600 - 3P/3P+N	A9MEM1591	47315
PowerTag	PowerTag Energy Sensor Rope 800A - R1000 - 3P/3P+N	A9MEM1592	50577
PowerTag	PowerTag Energy Sensor Rope 2000A - R2000 - 3P/3P+N	A9MEM1593	53025



### 6.2 PowerTag for MCCB

- > Can also be installed in existing panels, designed to enhance the monitoring of your electrical assets
- > Simplifies the connectivity of individual breakers to a Building Management System (BMS) along with ease of installation
- > Visualize in real-time on your Smartphone or PC

Product	Description	Reference	Unit MRP [₹]
PowerTag	ENERGY SENSOR POWERTAG NSX - 250A 3P	LV434020	30985
PowerTag	ENERGY SENSOR POWERTAG NSX - 250A 3P+N	LV434021	33960
PowerTag	ENERGY SENSOR POWERTAG NSX - 630A 3P	LV434022	53555
PowerTag	ENERGY SENSOR POWERTAG NSX - 630A 3P+N	LV434023	58656


Please contact Customer care center for Stockable and Non stockable status of references.

NORMAL STOCK ITEMS

W.E.F. January 25, 2022



## 6. PowerTag - World's Smallest Energy Sensor (cont.)



### 6.3 Smartlink

- > Compliance to IEC/EN 61131-2
- > Protection Monitoring – Device Status and alarm notifications
- > Load Control / Switching through Contactors and Impulse Relays
- > Energy Monitoring through pulse meters
- > Alarm over email and analog sensors (temperature / humidity) with Smartlink Ethernet
- > Plug & Play – Pre fabricated cables and in built web pages
- > Rated Voltage: 24V DC

Product	Description	Reference	Unit MRP [₹]
Smartlink	Smartlink Modbus	A9XMSB11	42919
Smartlink	PowerTag Link	A9XMWD20	25178
Smartlink	Smartlink SI-B	A9XMZA08	48277

### 6.4 Communication Auxiliaries

Description	Reference	Unit MRP [₹]
Mounting Kit for Din Rail	A9XMFA04	1755
Prefabricated Cables M	A9XCAM06	6482
Locking Clips for Multiclip 80	A9XMLA02	765
Connectors 5 Pin	A9XC2412	8929
Prefabricated Cables L	A9XCAL06	7371
Prefabricated Cables S	A9XCAS06	6417
SEMI - Prefabricated Cables U	A9XCAU06	4430

Please contact Customer care center for Stockable and Non stockable status of references.

NORMAL STOCK ITEMS

W.E.F. January 25, 2022



# EcoStruxure Facility Expert

Boost building performance and operating efficiency while reducing energy costs



## Your facility at your fingertips 24/7

With EcoStruxure™ Facility Expert, you can leverage the latest cloud services and data acquisition technologies of your smart electrical distribution network to gain maximum control over your operations.

- Gain insights into energy consumption and asset status
- Improve control of energy costs
- Keep key assets up and running
- Increase maintenance efficiency

[se.com/ecostruxure-facility-expert](https://se.com/ecostruxure-facility-expert)

# With Schneider Electric Partners, installation is easy



Turn to local, certified Schneider Electric partners to design, install, and commission EcoStruxure™ Facility Expert

## Energy Features

Energy consumption monitoring (main, usage, zone, meter)	✓
Alerts on main energy consumed when over target	✓
Multi-site comparison/Multi-site consumption aggregation	✓
Energy site performance vs. standard	✓
Power demand and power factor monitoring and alerts	✓
Energy score cards (monthly)	✓
Energy cost	✓
Energy kiosk	Option

## Operations Features

Maintenance plan, asset log history, asset doc repository	✓
Preconfigured alarms for SE equipment (Masterpact, Compact NSX, Power Tag)	✓
Custom alarms on threshold and status change (eg. Temperature, open-close contact)	✓
1 click intervention report	✓
Task manager and task reminder	✓
Sharing of asset information and tasks across teams (contributors)	✓

## Download Facility Expert now

Scan QR code on the right to download application



IOS



Android



Please contact Customer care center for Stockable and Non stockable status of references.

✓ NORMAL STOCK ITEMS

W.E.F. January 25, 2022

# 7. DIN Rail Mount Meters - Accurate, Flexible Power Meters

Schneider Electric's new DIN rail mount meters are compact, versatile, high performance devices that confirm to exacting IEC standards with the added benefits of being i. Easy to install ii. Easy to modify and iii. Easy to maintain



## 7.1 PowerLogic™ PM3200 Series CI 0.5S Power Meters MV / LV Distribution

- > **Know network health through** all measurement parameters (I, In, U, V, PQS, E, PF, Hz, THD)
- > **Four-quadrant metering to differentiate energy**
  - Target green technologies (delivered/received)
  - Help reduce utility penalties (active/reactive)
- > **Up to 4 different time slots to manage multiple tariffs**
  - Peak, off-peak, workday, weekend
- > **DI/DO provide access to other areas of the electrical network & allow for more applications**
  - WAGES counting, remote reset, tariff control and energy pulse outputs
  - status input (circuit breaker trip or panel door opening), DO alarm for sound or light alert
- > **Data logging (PM3255)**
  - Save last 32 days, last 20 weeks and last 13 months consumption data in separate registers
  - Longer historical record helps create an accurate load profile, making benchmarking and trending easier

Product	Description	Reference	Unit MRP [₹]
PM 3255	Din rail Power meter Modbus	METSEPM3255	19708
PM 3210	Din rail Power meter pulse	METSEPM3210	17959

## 7.2 PowerLogic™ iEM3000 Series Class Meters - LV Distribution



iEM31xx: 63A direct connect - CI1.0  
 iEM32xx: 1A / 5A CT connect - CI0.5S  
 iEM33xx: 125A direct connect - CI1.0

- |  |  |   |
|--|--|---|
| iEM3110<br>iEM3210<br>iEM3310<br>> Total kWh<br>> Partial kWh + date and time of last reset<br>> Pulse output up to 1000pulse/kWh<br>> 1 Digital Out<br>> Date and time of last reset<br>> MID legal metrology certification | iEM3150<br>iEM3250<br>iEM3350<br>> Modbus<br>> Total kWh<br>> Partial kWh + date and time of last reset<br>> Self powered<br>> By communication: kWh, A, V, kW, PF | iEM3165, 3175<br>iEM3265, 3275<br>> Total kWh, kVAr<br>> Four quadrant<br>> Partial kWh+ date and time of last reset<br>> By communication: kWh, kVArh, P,Q, S, Kv, PF, 4 tariffs, digital input status, date/clock<br>> 1 DI for circuit breaker status, input WAGES, 1 DO |
|--|--|---|

## iEM 33xx - CI1.0, Direct current 125 A, Din Rail Meter

Product	Description	Reference	Unit MRP [₹]
iEM33xx	Three Phase, 125A Direct Current, Lonwork	A9MEM3375	25844
iEM33xx	Three Phase, 125A Direct Current, BACnet	A9MEM3365	24017
iEM33xx	Three Phase, 125A Direct Current, Modbus	A9MEM3350	20436
iEM33xx	Three Phase, 125A Direct Current, PulseO/P	A9MEM3310	19281

## Three phase CT Operated, Din Rail Meter / Direct Current-Three phase (upto 63A)

Product	iEM 32xx CI0.5S CT		iEM 31xx CI1.0 - Direct current	
	Reference	Unit MRP [₹]	Reference	Unit MRP [₹]
iEM 3x65	A9MEM3265	20818	A9MEM3165	20198
iEM 3x55	A9MEM3255	14592	A9MEM3155	16122
iEM 3x50	A9MEM3250	13683	A9MEM3150	15217
iEM 3x10	A9MEM3210	12534	A9MEM3110	13930

Please contact Customer care center for Stockable and Non stockable status of references.

NORMAL STOCK ITEMS

W.E.F. January 25, 2022



# IoT for an intelligent power network

## EcoStruxure™ Panel Server



EcoStruxure Panel Server is the next generation of gateway, providing a seamless connection of wired or unwired smart IoT devices to your edge control software or advisor. It is a foundational enabler for Schneider Electric EcoStruxure solutions.

### Electrical safety

Panel Server is an integral part of Schneider Electric's continuous thermal monitoring application, helping reduce risk of electrical fires, increase people and assets protection. Implement the thermal monitoring of your electrical panel by connecting thermal and heat sensors to your Panel Server.

### Power availability

Electrical distribution monitoring and power event analysis help avoid unplanned downtime caused by electrical failure. Panel server collects real-time data and alarms, presenting information through embedded webpages, making it available to edge control software or advisor for electrical system diagnostics. Use embedded webpages for first-level monitoring or monitor from your edge control.

### Optimize energy efficiency

Improve your facility's energy efficiency and reduce energy consumption with energy usage analysis and performance tracking. Panel Server collects and shares energy data to help achieve your energy conservation initiatives. It is certified as part of an energy data management system according to ISO 50001, 50002, 50006.

### Cybersecurity

Guarding your electrical assets and systems against cyberattacks is vital. Panel server is an IEC 62443 compliant device and is central to the IEC 62443-3-3 SL1 certified EcoStruxure Power system. Use Cybersecurity Admin Expert to manage user accounts, define your cybersecurity policy and retrieve security logs.



EcoStruxure Panel Server gives you access to the information you need to protect, maximize and optimize your power system.



Help keep people and assets safer



Maximize power availability



Optimize energy efficiency



Improve cybersecurity

# EcoStruxure™ Panel Server

## IoT for an intelligent power network

### All-in-one gateway

- Separates your OT network from your IT network
- Wireless data concentrator
- Modbus RS485 to Modbus TCP
- Supports multiple Ethernet connections for serving information to edge control software and cloud applications

### Simple commissioning

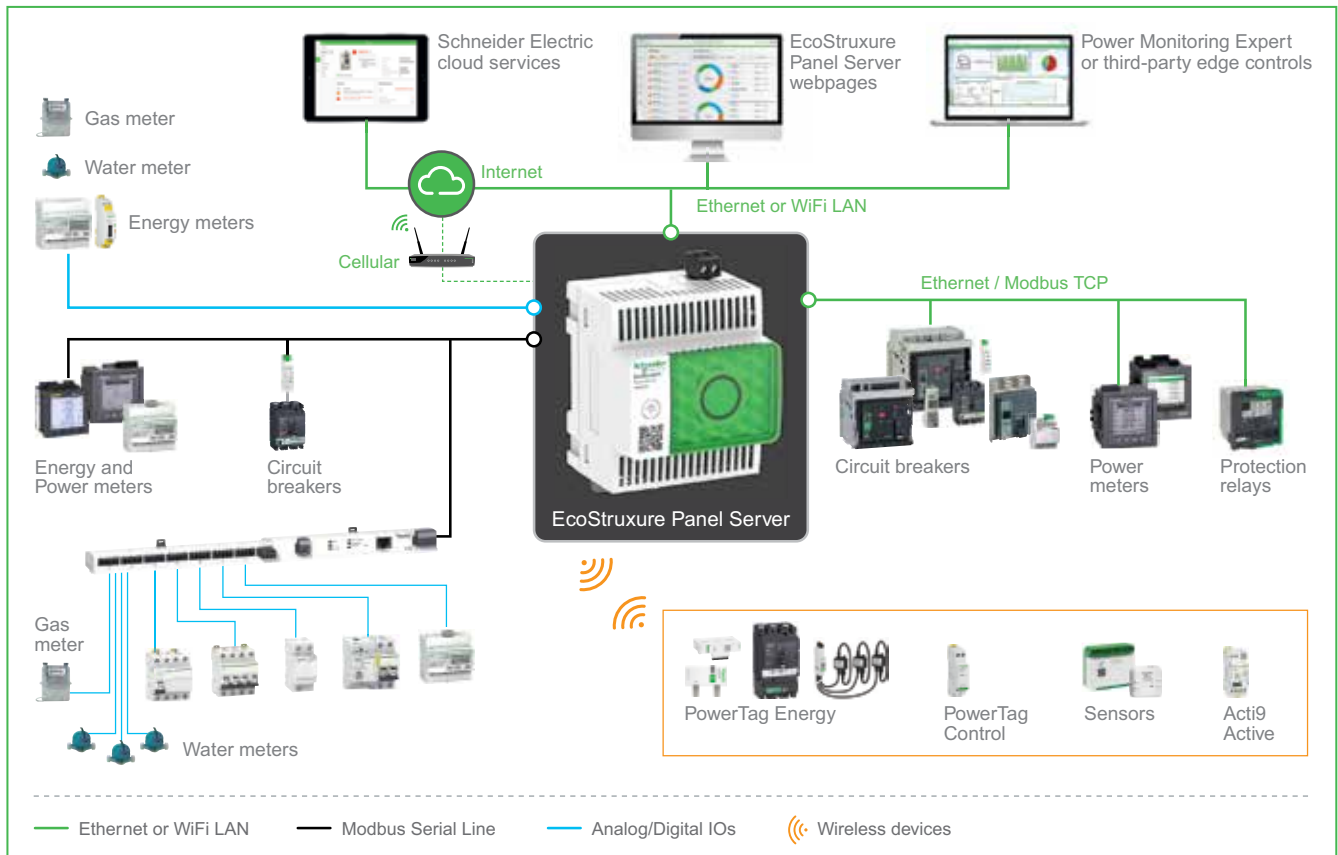
- EcoStruxure Power Commission software
- Device auto discovery
- Generation of acceptance reports to validate gateway configuration
- Commission via Bluetooth® or WiFi

### Intuitive operation

- User-friendly webpages offer first-level monitoring
- Contextualized data and operational insights
- Simple alarm setup for email notification
- Standardized IEC 62974-1 compliant datalogger and energy server



### Architecture overview



Please contact Customer care center for Stockable and Non stockable status of references.

☑ NORMAL STOCK ITEMS

W.E.F. January 25, 2022

## 8. Ethernet Communication Gateways

### 8.1 Ethernet Communication Gateway Server / Converters

#### Panel Server



- > Retrieve data from wireless & Modbus devices
- > Connect to edge control systems & cloud applications
- > Plug & Play easy commissioning
- > User friendly embedded webpages
- > Cybersecurity at the core

#### LINK150 Protocol Converter



- > Protocol Converter from Modbus RS485 to TCP/IP
- > Two (2) Ethernet ports for daisy chain Ethernet
- > Setup through built-in web pages
- > HTTP, HTTPS, FTP, SMTP, IPV6 Support
- > 24V DC and/or POE power supply

Product	Description	Reference	Unit MRP [₹]
Link150	Protocol Converter	EGX150	34721
Panel Server Universal	Panel Server Universal with 24V DC power supply	PAS600L	
	Panel Server Universal with 100-277 V AC/DC power supply	PAS600	

### 8.2 Ethernet – TCP/IP Protocol Meters & Accessories

Product	Description	Reference	Unit MRP [₹]
ION Products	ION 8800, ION 8650, ION 7650, ION 7550, PM8000 with Ethernet		On Request
PM 5560	Two Ethernet ports with single IP, CI0.2S, Web dashboard	30003008D	70023
PM 5340	One Ethernet port, 2 Digital Inputs, 2 Digital Outputs, 2 Relays	30003007D	40958
PM 5320	One Ethernet port, 2 Digital Inputs, 2 Digital Outputs	30003005D	38175

## Accessories for Power Monitoring NEW

Description	Reference	Unit MRP [₹]
Adaptor Plate 144X144 mm	30000089	109
ELF adaptor plate	30001808	65
DM52XX Tamper protection kit - Set of 36 nos in 01 KIT	METSEDM5240TK	1253
IP65 protection cover for PM5XXX, PM2XXX, NG <sup>+</sup> and Hexa	METSEIP65OP96X96FD	On Request

Please contact Customer care center for Stockable and Non stockable status of references.

NORMAL STOCK ITEMS

W.E.F. January 25, 2022

## 9. Specialized Small Form Factor Meters - ELF Series



### 9.1 ELF32xx Series - VAF, Power & Energy Meters

- > Accuracy CI1.0, CI0.5
- > Aux Supply - 80 to 270Vac
- > Size - 96X48mm
- > Parameters - VAF, W/VA/VAr/PF
  - a) ELF3259 - VAF meter
  - b) ELF3234 - W/VA/VAr/PF
  - c) ELF3234\_3 - W/VA/VAr & PF

Product	Description	Reference	Unit MRP [₹]
ELF3234-3	ELF3234-3 CI0.5	30000619	7572
ELF3234	ELF3234 CI0.5	30000621	6480
ELF3259	ELF3259 CI0.5	30000620	3252
ELF3234-3	ELF3234-3 CI1.0	30000409	6048
ELF3234	ELF3234 CI1.0	30000859	5182
ELF3259	ELF3259 CI1.0	30000860	2594

## 10. LCD Display Energy Meters & VAF+PF Meters



High durability, sleek LCD display energy & VAF+PF meters

### 10.1 EM1000 / EM1200 Series

- > Accuracy CI0.5, CI1.0
- > **Parameters** - KW, kWh & PF
- > **Pulse output** - for basic tracking on EMS systems
- > **RS 485** - for native integration into EMS

Product	Description	Reference	Unit MRP [₹]
EM1200	EM1200 CI0.5 RS	30002572	4999
EM1000	EM1000 CI0.5 POP	30002571	4291
EM1200	EM1200 CI1.0 RS	30002565	<input checked="" type="checkbox"/> 4120
EM1000	EM1000 CI1.0 POP	30002568	<input checked="" type="checkbox"/> 3394



### 10.2 DM 6100 Series – VAF, PF Meters

- > Accuracy CI0.5, CI1.0
- > **DM6100** - VAF, PF meter
- > **DM6300** - VAF, PF meter with RS 485 port

Product	Description	Reference	Unit MRP [₹]
DM6300	DM6300 CI0.5 RS	30002570	4119
DM6100	DM6100 CI0.5	30002569	3251
DM6300	DM6300 CI1.0 RS	30002566	3923
DM6100	DM6100 CI1.0	30002567	<input checked="" type="checkbox"/> 3097

Please contact Customer care center for Stockable and Non stockable status of references.

NORMAL STOCK ITEMS

W.E.F. January 25, 2022



## 11. CE compliance - Volt/Amp/ frequency meter



### 11.1 EasyLogic™ DM3000 / DM1000

- > **CE compliance** as per latest IEC 61010-1
- > **50Hz** or 60Hz
- > **AC or DC** control power
- > **LED indicators** for phase identification in 3-ph meters
- > **Plus all features** of EasyLogic range DM3000 / DM1000

Product	Description	Reference	Unit MRP [₹]
DM3210	Three phase Voltmeter CI0.5	30002965	2908
DM3110	Three phase Ammeter CI0.5	30002964	2908
DM1210	Single phase Voltmeter CI0.5	30002962	1973
DM1110	Single phase Ammeter CI0.5	30002961	1973
DM1310	Frequency meter CI0.2	30002963	1502

## 12. Just the Basics - Voltage / Ampere / Frequency Meters



### 12.1 EasyLogic™ DM3000 / DM1000

#### Accuracy

- > Volts & Amps - CI 0.5/CI1.0
- > Frequency - 0.2
- > True RMS values

#### Bright red LED Display

- > Full 4 Digits, 0.1% Resolution
- > 14mm height, 7 segment

#### User-friendly

- > Auto exit from setup
- > Elegant ergonomic design
- > Intuitive dual function key
- > Bright LED indicators - Kilo & Phase indications for measured value

Product	Description	Reference		Unit MRP [₹]
DM3210	Three phase Voltmeter CI0.5	30002462	☑	2371
DM3110	Three phase Ammeter CI0.5	30002461	☑	2371
DM3210	Three phase Voltmeter CI1.0	30002386	☑	1895
DM3110	Three phase Ammeter CI1.0	30002385	☑	1895
DM1210	Single phase Voltmeter CI0.5	30002460	☑	1605
DM1110	Single phase Ammeter CI0.5	30002459	☑	1605
DM1210	Single phase Voltmeter CI1.0	30002366	☑	1192
DM1110	Single phase Ammeter CI1.0	30002365	☑	1192
DM1310	Single phase Frequency CI0.2	30002367	☑	1192

\* Conzerv is now EasyLogic™

Please contact Customer care center for Stockable and Non stockable status of references.

☑ NORMAL STOCK ITEMS

W.E.F. January 25, 2022



# The most versatile meter for your feeder applications



## PowerLogic ION7400

- Compact, 3-phase multifunction energy and power quality compliance meters
- Flexible and modular, with object-oriented intelligence
- Accurate, precise, and highly adaptable



# Purpose-built to keep your power reliable and efficient

## EcoStruxure™ Power Monitoring Expert

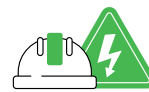
Power is critical to your operations. Disruptions impact productivity and safety. Wasted energy and equipment failures affect your bottom line. Grid systems are also becoming more dynamic and regulations more challenging. You need a way to reveal hidden risk and new opportunities.

Award-winning EcoStruxure™ Power Monitoring Expert (PME) simplifies management of complex power systems. It brings unique new capabilities that protect people and assets, keeps operations running and saves time and money. As a key element in an EcoStruxure Power solution, PME takes full advantage of IoT connectivity and distributed intelligence to help maximize your uptime and operational efficiency:

- Smart events and alarm clustering for intuitive filtering, searching and categorization of events and alarms
- Graphical timelines easily analyze event and alarm sequence, location and potential impact
- Advanced energy visualization – analysis tools calculate, model, forecast and track energy performance indicators (EnPIs)
- Compliant with IEC62443 cybersecurity standards, for even the most demanding IT environments



EcoStruxure Power Monitoring Expert drives performance with the next generation in power and energy management.



Help keep people and assets safer



Optimize business reliability and continuity



Maximize operational lifecycle efficiency



Simplify compliance



# The power of a SCADA uniquely designed for critical power management

## EcoStruxure™ Power Operation

No matter the size or complexity of your electrical system, you need reliable power 24/7. Every second of downtime in a power-critical facility means business interruption and financial loss, unsafe conditions and damaged reputations. Your team requires the ability to react and correct issues immediately for every potential risk.

EcoStruxure Power Operation is a SCADA system uniquely designed to help large electrical distribution applications in facilities like data centers, industrials, airports and electro-intensive operations maximize uptime, unite medium and low voltage networks and integrate mechanical monitoring.

### Power availability

Reduce downtime caused by electrical outages for optimum continuity and reliability. Using machine-learning algorithms and automation, Power Operation improves situational awareness to speed analysis and reduces the time required for your operators and engineers to discover root causes.

### Energy efficiency

Power Operation helps you set energy targets, track consumption and monitor performance. Create overall efficiencies to avoid peak penalties, identify bill errors and allocate energy costs. Real-time management and KPI reporting improve your operational efficiency.

### Cybersecurity

Stay connected while protecting people, electrical assets and valuable, sensitive information. Power Operation's third-party cybersecurity certifications provide peace of mind to give you operational confidence and helping you avoid malicious threats and safety hazards.



SCADA system for real-time situational awareness and cyber-resilient solutions



Maximize power reliability and uptime



Boost operational efficiency



Improve confidence in operations and security



# VarPlus Box Xtreme

Built to perform in **Xtreme** conditions

- Designed for 60°C, offers upto 60% more life than products designed at 55°C
- Tested to perform upto 150,000 hrs life in standard operating conditions
- Xtreme inrush withstand of upto 350 x In
- Designed to work in Xtreme environments



[se.com/in](https://se.com/in)

# Power Factor Correction Products



## VarPlus Can

- **Performance:** High performance and flexibility
- **Offer configuration:** Available in three configurations as FastOn, Clampтите and Stud Offer
- **Product range:** 1-50 kvar from 440V-525V
- **Product compliance:** IEC 60831 Part 1-2014 and 2 -2014 compliant, **BIS Certified**, CE, CQC, UL, ASTA, Rohs and Green Premium
- **Type tested:** From LCIE France and ASTA Intertek
- **Temperature class:** Class D (+55°C for VarPlus Can)
- **Reliability:** Self healing, unique 3-phase disconnection mechanism with pressure sensitive disconnection (PSD)
- **Safety:** Tamper-proof discharge resistor, IP20 for FastOn and Clampтите offer
- **Robust design:** Al Can for casing, hermetically sealed, resin as coolant - better than gas
- **Enhanced life:** 130K hours with better current handling capacity due to wave cut films with slope metalization

## Can (Cylindrical) Type 440V Capacitors

Description	kVAr Rating	Minimum Ordering Quantity (No.)	Reference	Unit MRP [₹]
<b>EasyCan (S Duty) 440V Range</b>				
MPP - Standard Duty Can 3Ph 1kVAr 440V 50Hz	1	3	MEHVCSDY010A44 <input checked="" type="checkbox"/>	574
MPP - Standard Duty Can 3Ph 2kVAr 440V 50Hz	2	3	MEHVCSDY020A44 <input checked="" type="checkbox"/>	798
MPP - Standard Duty Can 3Ph 3kVAr 440V 50Hz	3	3	MEHVCSDY030A44 <input checked="" type="checkbox"/>	1198
MPP - Standard Duty Can 3Ph 4kVAr 440V 50Hz	4	3	MEHVCSDY040A44 <input checked="" type="checkbox"/>	1598
MPP - Standard Duty Can 3Ph 5kVAr 440V 50Hz	5	3	MEHVCSDY050A44 <input checked="" type="checkbox"/>	1621
MPP - Standard Duty Can 3Ph 7.5kVAr 440V 50Hz	7.5	3	MEHVCSDY075A44 <input checked="" type="checkbox"/>	2289
MPP - Standard Duty Can 3Ph 10kVAr 440V 50Hz	10	1	MEHVCSDY100A44 <input checked="" type="checkbox"/>	2675
MPP - Standard Duty Can 3Ph 12.5kVAr 440V 50Hz	12.5	1	MEHVCSDY125A44 <input checked="" type="checkbox"/>	3342
MPP - Standard Duty Can 3Ph 15kVAr 440V 50Hz	15	1	MEHVCSDY150A44 <input checked="" type="checkbox"/>	4008
MPP - Standard Duty Can 3Ph 20kVAr 440V 50Hz	20	1	MEHVCSDY200A44 <input checked="" type="checkbox"/>	5345
MPP - Standard Duty Can 3Ph 25kVAr 440V 50Hz	25	1	MEHVCSDY250A44 <input checked="" type="checkbox"/>	6682
<b>VarPlus Can (H Duty) 440V Range</b>				
MPP - Heavy Duty Can 3Ph 1kVAr 440V 50Hz	1	3	MEHVCHDY010A44 <input checked="" type="checkbox"/>	744
MPP - Heavy Duty Can 3Ph 2kVAr 440V 50Hz	2	3	MEHVCHDY020A44 <input checked="" type="checkbox"/>	1166
MPP - Heavy Duty Can 3Ph 3kVAr 440V 50Hz	3	3	MEHVCHDY030A44 <input checked="" type="checkbox"/>	1751
MPP - Heavy Duty Can 3Ph 4kVAr 440V 50Hz	4	3	MEHVCHDY040A44 <input checked="" type="checkbox"/>	2333
MPP - Heavy Duty Can 3Ph 5kVAr 440V 50Hz	5	3	MEHVCHDY050A44 <input checked="" type="checkbox"/>	2434
MPP - Heavy Duty Can 3Ph 7.5kVAr 440V 50Hz	7.5	3	MEHVCHDY075A44 <input checked="" type="checkbox"/>	3550
MPP - Heavy Duty Can 3Ph 10kVAr 440V 50Hz	10	1	MEHVCHDY100A44 <input checked="" type="checkbox"/>	4440
MPP - Heavy Duty Can 3Ph 12.5kVAr 440V 50Hz	12.5	1	MEHVCHDY125A44 <input checked="" type="checkbox"/>	5550
MPP - Heavy Duty Can 3Ph 15kVAr 440V 50Hz	15	1	MEHVCHDY150A44 <input checked="" type="checkbox"/>	6658
MPP - Heavy Duty Can 3Ph 20kVAr 440V 50Hz	20	1	MEHVCHDY200A44 <input checked="" type="checkbox"/>	8880
MPP - Heavy Duty Can 3Ph 25kVAr 440V 50Hz	25	1	MEHVCHDY250A44 <input checked="" type="checkbox"/>	11098
MPP - Heavy Duty Can 3Ph 30kVAr 440V 50Hz	30	1	MEHVCHDY300A44 <input checked="" type="checkbox"/>	13317
MPP - Heavy Duty Can 3Ph 40kVAr 440V 50Hz (Single unit with IP00)	40	1	MEHVCHDY400A44 <input checked="" type="checkbox"/>	17299
MPP - Heavy Duty Can 3Ph 50kVAr 440V 50Hz (Single unit with IP00)	50	1	MEHVCHDY500A44 <input checked="" type="checkbox"/>	21626
<b>VarPlus Can (GH Duty) 440V Range</b>				
MPP - Gas Heavy Duty Can 3Ph 5kVAr 440V 50Hz	5	3	MEHVCGSF050A44	2507
MPP - Gas Heavy Duty Can 3Ph 7.5kVAr 440V 50Hz	7.5	3	MEHVCGSF075A44	3757
MPP - Gas Heavy Duty Can 3Ph 10kVAr 440V 50Hz	10	1	MEHVCGSF100A44	4634
MPP - Gas Heavy Duty Can 3Ph 12.5kVAr 440V 50Hz	12.5	1	MEHVCGSF125A44	5790
MPP - Gas Heavy Duty Can 3Ph 15kVAr 440V 50Hz	15	1	MEHVCGSF150A44	6945
MPP - Gas Heavy Duty Can 3Ph 20kVAr 440V 50Hz	20	1	MEHVCGSF200A44	9254
MPP - Gas Heavy Duty Can 3Ph 25kVAr 440V 50Hz	25	1	MEHVCGSF250A44	11579
MPP - Gas Heavy Duty Can 3Ph 30kVAr 440V 50Hz	30	1	MEHVCGSF300A44	13888
MPP - Gas Heavy Duty Can 3Ph 40kVAr 440V 50Hz (Single unit with IP00)	40	1	MEHVCGSF400A44	17980
MPP - Gas Heavy Duty Can 3Ph 50kVAr 440V 50Hz (Single unit with IP00)	50	1	MEHVCGSF500A44	22471

Please contact Customer care center for Stockable and Non stockable status of references.

NORMAL STOCK ITEMS

W.E.F. January 25, 2022

# Power Factor Correction Products



## VarPlus Box

- **Performance:** High performance and flexibility
- **Product range:** 5-50 kvar from 440V-525V
- **Product compliance:** IEC 60831 Part 1-2014 and 2 -2014 compliant, **BIS Certified**, CE, CQC, UL, ASTA, Rohs and Green Premium
- **Type tested:** From LCIE France and ASTA Intertek
- **Temperature class:** +50°C for VarPlus Box APP, Class D (60°C for VarPlus Xtreme Box, 70°C for MD-XL)
- **Reliability:** Self healing, unique 3-phase disconnection mechanism with pressure sensitive disconnection (PSD)
- **Robust design:** Steel enclosure, resin as coolant - better than gas
- **Enhanced life:** 150K hours with better current handling capacity due to wave cut films with slope metalization

## Box (Square) Type 440V Capacitors

Description	kVAr Rating	Minimum Ordering Quantity (No.)	Reference	Unit MRP [₹]
<b>VarPlus Box Xtreme H Duty 440V Range</b> <span style="color: green; font-weight: bold;">NEW</span>				
MPP - Xtreme Heavy Duty Box 3Ph 5kVAr 440V 50Hz	5	1	MEHVBHDY050A44 <input checked="" type="checkbox"/>	3151
MPP - Xtreme Heavy Duty Box 3Ph 7.5kVAr 440V 50Hz	7.5	1	MEHVBHDY075A44	4724
MPP - Xtreme Heavy Duty Box Box 3Ph 10kVAr 440V 50Hz	10	1	MEHVBHDY100A44 <input checked="" type="checkbox"/>	5406
MPP - Xtreme Heavy Duty Box 3Ph 12.5kVAr 440V 50Hz	12.5	1	MEHVBHDY125A44	6736
MPP - Xtreme Heavy Duty Box 3Ph 15kVAr 440V 50Hz	15	1	MEHVBHDY150A44 <input checked="" type="checkbox"/>	8083
MPP - Xtreme Heavy Duty Box 3Ph 20kVAr 440V 50Hz	20	1	MEHVBHDY200A44 <input checked="" type="checkbox"/>	10827
MPP - Xtreme Heavy Duty Box 3Ph 25kVAr 440V 50Hz	25	1	MEHVBHDY250A44 <input checked="" type="checkbox"/>	13535
MPP - Xtreme Heavy Duty Box 3Ph 30kVAr 440V 50Hz	30	1	MEHVBHDY300A44	16163
<b>VarPlus Box Energy (MD-XL) 440V Range</b>				
Energy - MD-XL Box 3Ph 5kVAr 440V 50 Hz	5	1	MEHVBENY050A44 <input checked="" type="checkbox"/>	5144
Energy - MD-XL Box 3Ph 7.5kVAr 440V 50 Hz	7.5	1	MEHVBENY075A44	7719
Energy - MD-XL Box 3Ph 10kVAr 440V 50 Hz	10	1	MEHVBENY100A44 <input checked="" type="checkbox"/>	9823
Energy - MD-XL Box 3Ph 12.5kVAr 440V 50Hz	12.5	1	MEHVBENY125A44	12285
Energy - MD-XL Box 3Ph 15kVAr 440V 50 Hz	15	1	MEHVBENY150A44 <input checked="" type="checkbox"/>	14718
Energy - MD-XL Box 3Ph 20kVAr 440V 50 Hz	20	1	MEHVBENY200A44 <input checked="" type="checkbox"/>	19624
Energy - MD-XL Box 3Ph 25kVAr 440V 50 Hz	25	1	MEHVBENY250A44 <input checked="" type="checkbox"/>	24567
<b>VarPlus Box APP 440V Range</b>				
APP - Box 3Ph 5kVAr 440V 50Hz	5	1	MEHVBAPP050A44 <input checked="" type="checkbox"/>	4614
APP - Box 3Ph 7.5kVAr 440V 50Hz	7.5	1	MEHVBAPP075A44 <input checked="" type="checkbox"/>	6923
APP - Box 3Ph 10kVAr 440V 50Hz	10	1	MEHVBAPP100A44 <input checked="" type="checkbox"/>	8097
APP - Box 3Ph 12.5kVAr 440V 50Hz	12.5	1	MEHVBAPP125A44 <input checked="" type="checkbox"/>	10124
APP - Box 3Ph 15kVAr 440V 50Hz	15	1	MEHVBAPP150A44 <input checked="" type="checkbox"/>	12149
APP - Box 3Ph 20kVAr 440V 50Hz	20	1	MEHVBAPP200A44 <input checked="" type="checkbox"/>	16198
APP - Box 3Ph 25kVAr 440V 50Hz	25	1	MEHVBAPP250A44 <input checked="" type="checkbox"/>	20249
APP - Box 3Ph 30kVAr 440V 50Hz	30	1	MEHVBAPP300A44	24341

Please contact Customer care center for Stockable and Non stockable status of references.

NORMAL STOCK ITEMS

W.E.F. January 25, 2022

# Power Factor Correction Products



## Detuned Filter Application Capacitors

Description	kVAR Rating	Minimum Ordering Quantity (No.)	Reference	Unit MRP [₹]
<b>* Capacitors for 7%/5.7% , 440V Detuned Filter Application</b>				
<b>VarPlus Can (H Duty) 480V Range</b>				
MPP - Heavy Duty Can 3Ph 5.6kVAR 480V 50Hz	5.6	1	MEHVCHDY056A48 <input checked="" type="checkbox"/>	2649
MPP - Heavy Duty Can 3Ph 6.7kVAR 480V 50Hz	6.7	1	MEHVCHDY067A48	3170
MPP - Heavy Duty Can 3Ph 11.3kVAR 480V 50Hz	11.3	1	MEHVCHDY113A48 <input checked="" type="checkbox"/>	5011
MPP - Heavy Duty Can 3Ph 12.5kVAR 480V 50Hz	12.5	1	MEHVCHDY125A48	5543
MPP - Heavy Duty Can 3Ph 14.4kVAR 480V 50Hz	14.4	1	MEHVCHDY144A48	6392
MPP - Heavy Duty Can 3Ph 15.5kVAR 480V 50Hz	15.5	1	MEHVCHDY155A48	6879
MPP - Heavy Duty Can 3Ph 17kVAR 480V 50Hz	17	1	MEHVCHDY170A48 <input checked="" type="checkbox"/>	7548
MPP - Heavy Duty Can 3Ph 19kVAR 480V 50Hz	19	1	MEHVCHDY190A48	8436
MPP - Heavy Duty Can 3Ph 22.4kVAR 480V 50Hz	22.4	1	MEHVCHDY224A48 <input checked="" type="checkbox"/>	9943
MPP - Heavy Duty Can 3Ph 25kVAR 480V 50Hz	25	1	MEHVCHDY250A48 <input checked="" type="checkbox"/>	11099
MPP - Heavy Duty Can 3Ph 28.1kVAR 480V 50Hz	28.1	1	MEHVCHDY281A48 <input checked="" type="checkbox"/>	12463
MPP - Heavy Duty Can 3Ph 31.5kVAR 480V 50Hz	31.5	1	MEHVCHDY315A48 <input checked="" type="checkbox"/>	13972
<b>VarPlus Can (GH Duty) 480V Range</b>				
MPP - GasHeavy Duty Can 3Ph 5.6kVAR 480V 50Hz	5.6	1	MEHVCGSF056A48 <input checked="" type="checkbox"/>	2806
MPP - GasHeavy Duty Can 3Ph 6.7kVAR 480V 50Hz	6.7	1	MEHVCGSF067A48	3357
MPP - GasHeavy Duty Can 3Ph 11.3kVAR 480V 50Hz	11.3	1	MEHVCGSF113A48 <input checked="" type="checkbox"/>	5231
MPP - GasHeavy Duty Can 3Ph 12.5kVAR 480V 50Hz	12.5	1	MEHVCGSF125A48	5785
MPP - GasHeavy Duty Can 3Ph 14.4kVAR 480V 50Hz	14.4	1	MEHVCGSF144A48	6688
MPP - GasHeavy Duty Can 3Ph 15.5kVAR 480V 50Hz	15.5	1	MEHVCGSF155A48	7175
MPP - GasHeavy Duty Can 3Ph 17kVAR 480V 50Hz	17	1	MEHVCGSF170A48 <input checked="" type="checkbox"/>	7871
MPP - GasHeavy Duty Can 3Ph 22.4kVAR 480V 50Hz	22.4	1	MEHVCGSF224A48 <input checked="" type="checkbox"/>	10369
MPP - GasHeavy Duty Can 3Ph 25kVAR 480V 50Hz	25	1	MEHVCGSF250A48 <input checked="" type="checkbox"/>	11572
MPP - GasHeavy Duty Can 3Ph 28.1kVAR 480V 50Hz	28.1	1	MEHVCGSF281A48 <input checked="" type="checkbox"/>	13055
MPP - GasHeavy Duty Can 3Ph 31.5kVAR 480V 50Hz	31.5	1	MEHVCGSF315A48 <input checked="" type="checkbox"/>	14636
<b>VarPlus Box Xtreme H Duty 480V Range</b> <span style="color: green; font-weight: bold;">NEW</span>				
MPP - Xtreme Heavy Duty Box 3Ph 5.6kVAR 480V 50Hz	5.6	1	MEHVBHDY056A48	3528
MPP - Xtreme Heavy Duty Box 3Ph 11.3kVAR 480V 50Hz	11.3	1	MEHVBHDY113A48 <input checked="" type="checkbox"/>	6088
MPP - Xtreme Heavy Duty Box 3Ph 14.4kVAR 480V 50Hz	14.4	1	MEHVBHDY144A48	7798
MPP - Xtreme Heavy Duty Box 3Ph 17kVAR 480V 50Hz	17	1	MEHVBHDY170A48	9155
MPP - Xtreme Heavy Duty Box 3Ph 22.4kVAR 480V 50Hz	22.4	1	MEHVBHDY224A48	12018
MPP - Xtreme Heavy Duty Box 3Ph 25kVAR 480V 50Hz	25	1	MEHVBHDY250A48 <input checked="" type="checkbox"/>	13418
MPP - Xtreme Heavy Duty Box 3Ph 28.1kVAR 480V 50Hz	28.1	1	MEHVBHDY281A48 <input checked="" type="checkbox"/>	15152
MPP - Xtreme Heavy Duty Box 3Ph 31.5kVAR 480V 50Hz	31.5	1	MEHVBHDY315A48	16902
<b>VarPlus Box Energy (MD-XL) 480V Range</b>				
Energy - MD-XL Box 3Ph 5.6kVAR 480V 50 Hz	5.6	1	MEHVBENY056A48	5755
Energy - MD-XL Box 3Ph 6.7kVAR 480V 50 Hz	6.7	1	MEHVBENY067A48	6877
Energy - MD-XL Box 3Ph 11.3kVAR 480V 50 Hz	11.3	1	MEHVBENY113A48 <input checked="" type="checkbox"/>	11097
Energy - MD-XL Box 3Ph 14.4kVAR 480V 50 Hz	14.4	1	MEHVBENY144A48	14149
Energy - MD-XL Box 3Ph 15.5kVAR 480V 50 Hz	15.5	1	MEHVBENY155A48	15238
Energy - MD-XL Box 3Ph 17kVAR 480V 50 Hz	17	1	MEHVBENY170A48	16706
Energy - MD-XL Box 3Ph 22.4kVAR 480V 50 Hz	22.4	1	MEHVBENY224A48	22013
Energy - MD-XL Box 3Ph 25.0kVAR 480V 50 Hz	25	1	MEHVBENY250A48	24577
Energy - MD-XL Box 3Ph 28.1kVAR 480V 50 Hz	28.1	1	MEHVBENY281A48 <input checked="" type="checkbox"/>	27625

\* Refer to Selection chart for Reactors & Capacitors available on page 287

Please contact Customer care center for Stockable and Non stockable status of references.

NORMAL STOCK ITEMS

W.E.F. January 25, 2022



# Power Factor Correction Products



## Detuned Filter Application Capacitors

Description	kVAr Rating	Minimum Ordering Quantity (No.)	Reference	Unit MRP [₹]
<b>VarPlus Box APP 480V Range</b>				
APP - Box 3Ph 5.6kVAr 480V 50Hz	5.6	1	MEHVBAPP056A48 <input checked="" type="checkbox"/>	5161
APP - Box 3Ph 6.7kVAr 480V 50Hz	6.7	1	MEHVBAPP067A48	6246
APP - Box 3Ph 11.3kVAr 480V 50Hz	11.3	1	MEHVBAPP113A48 <input checked="" type="checkbox"/>	9164
APP - Box 3Ph 12.5kVAr 480V 50Hz	12.5	1	MEHVBAPP125A48	10138
APP - Box 3Ph 14.4kVAr 480V 50Hz	14.4	1	MEHVBAPP144A48	11679
APP - Box 3Ph 15.5kVAr 480V 50Hz	15.5	1	MEHVBAPP155A48	12556
APP - Box 3Ph 17kVAr 480V 50Hz	17	1	MEHVBAPP170A48	13805
APP - Box 3Ph 22.4kVAr 480V 50Hz	22.4	1	MEHVBAPP224A48 <input checked="" type="checkbox"/>	18189
APP - Box 3Ph 25kVAr 480V 50Hz	25	1	MEHVBAPP250A48 <input checked="" type="checkbox"/>	20253
APP - Box 3Ph 28.1kVAr 480V 50Hz	28.1	1	MEHVBAPP281A48 <input checked="" type="checkbox"/>	22762
APP - Box 3Ph 31.5kVAr 480V 50Hz	31.5	1	MEHVBAPP315A48	25518
<b>* Capacitors for 7%/ 5.7%/ 14% , 440V Filter Application</b>				
<b>VarPlus Can (H Duty) 525V Range</b>				
MPP - Heavy Duty Can 3Ph 6.9kVAr 525V 50Hz	6.9	1	MEHVCHDY069A52 <input checked="" type="checkbox"/>	3268
MPP - Heavy Duty Can 3Ph 12.5kVAr 525V 50Hz	12.5	1	MEHVCHDY125A52 <input checked="" type="checkbox"/>	5546
MPP - Heavy Duty Can 3Ph 13.8kVAr 525V 50Hz	13.8	1	MEHVCHDY138A52 <input checked="" type="checkbox"/>	6124
MPP - Heavy Duty Can 3Ph 15.4kVAr 525V 50Hz	15.4	1	MEHVCHDY154A52 <input checked="" type="checkbox"/>	6832
MPP - Heavy Duty Can 3Ph 17.2kVAr 525V 50Hz	17.2	1	MEHVCHDY172A52	7634
MPP - Heavy Duty Can 3Ph 18.5kVAr 525V 50Hz	18.5	1	MEHVCHDY185A52	8209
MPP - Heavy Duty Can 3Ph 20.6kVAr 525V 50Hz	20.6	1	MEHVCHDY206A52 <input checked="" type="checkbox"/>	9140
MPP - Heavy Duty Can 3Ph 22.6kVAr 525V 50Hz	22.6	1	MEHVCHDY226A52	10029
MPP - Heavy Duty Can 3Ph 25kVAr 525V 50Hz	25	1	MEHVCHDY250A52 <input checked="" type="checkbox"/>	11098
MPP - Heavy Duty Can 3Ph 27.5kVAr 525V 50Hz	27.5	1	MEHVCHDY275A52	12207
MPP - Heavy Duty Can 3Ph 30.6kVAr 525V 50Hz	30.6	1	MEHVCHDY306A52 <input checked="" type="checkbox"/>	13581
MPP - Heavy Duty Can 3Ph 33.1kVAr 525V 50Hz	33.1	1	MEHVCHDY331A52 <input checked="" type="checkbox"/>	14749
MPP-Heavy Duty Can 3Ph 37.7 kVAr 525V 50Hz	37.7	1	MEHVCHDY377A52 <input checked="" type="checkbox"/>	16717
<b>VarPlus Can (GH Duty) 525V Range</b>				
MPP - GasHeavy Duty Can 3Ph 6.9kVAr 525V 50Hz	6.9	1	MEHVCGSF069A52	3466
MPP - GasHeavy Duty Can 3Ph 12.5kVAr 525V 50Hz	12.5	1	MEHVCGSF125A52	5805
MPP - GasHeavy Duty Can 3Ph 13.8kVAr 525V 50Hz	13.8	1	MEHVCGSF138A52	6408
MPP - GasHeavy Duty Can 3Ph 15.4kVAr 525V 50Hz	15.4	1	MEHVCGSF154A52	7137
MPP - GasHeavy Duty Can 3Ph 17.2kVAr 525V 50Hz	17.2	1	MEHVCGSF172A52	7996
MPP - GasHeavy Duty Can 3Ph 18.5kVAr 525V 50Hz	18.5	1	MEHVCGSF185A52	8593
MPP - GasHeavy Duty Can 3Ph 20.6kVAr 525V 50Hz	20.6	1	MEHVCGSF206A52 <input checked="" type="checkbox"/>	9576
MPP - GasHeavy Duty Can 3Ph 25kVAr 525V50Hz	25	1	MEHVCGSF250A52	11613
MPP - GasHeavy Duty Can 3Ph 27.5kVAr 525V50Hz	27.5	1	MEHVCGSF275A52	12785
MPP - GasHeavy Duty Can 3Ph 30.6kVAr 525V50Hz	30.6	1	MEHVCGSF306A52	14223
MPP - GasHeavy Duty Can 3Ph 33.1kVAr 525V50Hz	33.1	1	MEHVCGSF331A52 <input checked="" type="checkbox"/>	15387
MPP - GasHeavy Duty Can 3Ph 37.7kVAr 525V50Hz	37.7	1	MEHVCGSF377A52	17489

\* Refer to Selection chart for Reactors & Capacitors available on page 287

Please contact Customer care center for Stockable and Non stockable status of references.


NORMAL STOCK ITEMS

W.E.F. January 25, 2022

# Power Factor Correction Products



## Detuned Filter Application Capacitors

Description	kVAr Rating	Minimum Ordering Quantity (No.)	Reference	Unit MRP 
<b>VarPlus Box Xtreme H Duty 525V Range</b> <span style="color: green; font-weight: bold;">NEW</span>				
MPP - Xtreme Heavy Duty Box 3Ph 6.9kVAr 525V 50Hz	6.9	1	MEHVBHDY069A52	4368
MPP - Xtreme Heavy Duty Box 3Ph 12.5kVAr 525V 50Hz	12.5	1	MEHVBHDY125A52	6712
MPP - Xtreme Heavy Duty Box 3Ph 13.8kVAr 525V 50Hz	13.8	1	MEHVBHDY138A52	7423
MPP - Xtreme Heavy Duty Box 3Ph 15.4kVAr 525V 50Hz	15.4	1	MEHVBHDY154A52	8284
MPP - Xtreme Heavy Duty Box 3Ph 17.2kVAr 525V 50Hz	17.2	1	MEHVBHDY172A52	9338
MPP - Xtreme Heavy Duty Box 3Ph 20.6kVAr 525V 50Hz	20.6	1	MEHVBHDY206A52	11083
MPP - Xtreme Heavy Duty Box 3Ph 25kVAr 525V 50Hz	25	1	MEHVBHDY250A52	13469
MPP - Xtreme Heavy Duty Box 3Ph 27.5kVAr 525V 50Hz	27.5	1	MEHVBHDY275A52	14808
MPP - Xtreme Heavy Duty Box 3Ph 30.6kVAr 525V 50Hz	30.6	1	MEHVBHDY306A52	16425
MPP - Xtreme Heavy Duty Box 3Ph 33.1kVAr 525V 50Hz	33.1	1	MEHVBHDY331A52	17913
MPP - Xtreme Heavy Duty Box 3Ph 37.7kVAr 525V 50Hz	37.7	1	MEHVBHDY377A52	20235
<b>VarPlus Box Energy (MD - XL) 525V Range</b>				
Energy - MD-XL Box 3Ph 6.9kVAr 525V 50 Hz	6.9	1	MEHVBENY069A52	7091
Energy - MD-XL Box 3Ph 12.5kVAr 525V 50 Hz	12.5	1	MEHVBENY125A52	12389
Energy - MD-XL Box 3Ph 13.8kVAr 525V 50 Hz	13.8	1	MEHVBENY138A52	13686
Energy - MD-XL Box 3Ph 20.6kVAr 525V 50 Hz	20.6	1	MEHVBENY206A52	20400
Energy - MD-XL Box 3Ph 25kVAr 525V 50 Hz	25	1	MEHVBENY250A52	24774
Energy - MD-XL Box 3Ph 30.6kVAr 525V 50 Hz	30.6	1	MEHVBENY306A52	30311
Energy - MD-XL Box 3Ph 33.1kVAr 525V 50 Hz	33.1	1	MEHVBENY331A52	32771
Energy - MD-XL Box 3Ph 37.7kVAr 525V 50 Hz	37.7	1	MEHVBENY377A52	37357
<b>VarPlus Box APP 525V Range</b>				
APP - Box 3Ph 6.9kVAr 525V 50Hz	6.9	1	MEHVBAPP069A52	6359
APP - Box 3Ph 12.5kVAr 525V 50Hz	12.5	1	MEHVBAPP125A52	10125
APP - Box 3Ph 13.8kVAr 525V 50Hz	13.8	1	MEHVBAPP138A52	11173
APP - Box 3Ph 15.4kVAr 525V 50Hz	15.4	1	MEHVBAPP154A52	12469
APP - Box 3Ph 17.2kVAr 525V 50Hz	17.2	1	MEHVBAPP172A52	13954
APP - Box 3Ph 20.6kVAr 525V 50Hz	20.6	1	MEHVBAPP206A52	16688
APP - Box 3Ph 22.6kVAr 525V 50Hz	22.6	1	MEHVBAPP226A52	18315
APP - Box 3Ph 25kVAr 525V 50Hz	25	1	MEHVBAPP250A52	20255
APP - Box 3Ph 27.5kVAr 525V 50Hz	27.5	1	MEHVBAPP275A52	22279
APP - Box 3Ph 30.6kVAr 525V 50Hz	30.6	1	MEHVBAPP306A52	24801
APP - Box 3Ph 33.1kVAr 525V 50Hz	33.1	1	MEHVBAPP331A52	26813
APP - Box 3Ph 37.7kVAr 525V 50Hz	37.7	1	MEHVBAPP377A52	30555

Refer to Selection chart for Reactors & Capacitors available on page 287

Please contact Customer care center for Stockable and Non stockable status of references.

NORMAL STOCK ITEMS

W.E.F. January 25, 2022



# VarPlus MAX Detuned Reactors

MAXimize Efficiency  
MAXimize Savings



[se.com/in](http://se.com/in)

# PFC - Detuned Reactors



## VarPlus Max Detuned Reactor

- **Performance:** Designed to operate at a stringent harmonic spectrum as per IEEE 519
- **Offer configuration:** 6.5 - 100 kvar, 440V
- **Product range:** Single footprint from 6.5 - 100 kvar
- **Product compliance:** Compliant to IEC 60076-6
- **Type tested:** Certified by CPRI
- **Temperature class:** Class H for insulation  $\leq 180^{\circ}\text{C}$
- **Reliability:** Conductor design, designed as per maximum permissible current ( $I_{mp}$ )
- **Safety:** Built-in thermal protection

## Detuned Reactor 440V Range

Description	kVAr Rating	Minimum Ordering Quantity (No.)	Reference	Unit MRP [₹]
<b>VarPlus MAX Detuned Reactor 5.7%, 440V Range</b>				
VarPlus MAX AL Detuned reactor 5 kVAr 440V 5.7 % 50Hz	5	1	LVR05050A44LO	13090
VarPlus MAX AL Detuned reactor 10 kVAr 440V 5.7 % 50Hz	10	1	LVR05100A44LO	18921
VarPlus MAX AL Detuned reactor 12.5 kVAr 440V 5.7 % 50Hz	12.5	1	LVR05125A44LO	21637
VarPlus MAX AL Detuned reactor 20 kVAr 440V 5.7 % 50Hz	20	1	LVR05200A44LO	25177
VarPlus MAX AL Detuned reactor 25 kVAr 440V 5.7 % 50Hz	25	1	LVR05250A44LO	26016
VarPlus MAX AL Detuned reactor 50 kVAr 440V 5.7 % 50Hz	50	1	LVR05500A44LO	38925
VarPlus MAX AL Detuned reactor 100 kVAr 440V 5.7 % 50Hz	100	1	LVR05X00A44LO	77824
<b>VarPlus MAX Detuned Reactor 7%, 440V Range</b>				
VarPlus MAX AL Detuned reactor 5 kVAr 440V 7% 50Hz	5	1	LVR07050A44LO <input checked="" type="checkbox"/>	11309
VarPlus MAX AL Detuned reactor 10 kVAr 440V 7% 50Hz	10	1	LVR07100A44LO <input checked="" type="checkbox"/>	16344
VarPlus MAX AL Detuned reactor 12.5 kVAr 440V 7% 50Hz	12.5	1	LVR07125A44LO <input checked="" type="checkbox"/>	18688
VarPlus MAX AL Detuned reactor 15 kVAr 440V 7% 50Hz	15	1	LVR07150A44LO <input checked="" type="checkbox"/>	19817
VarPlus MAX AL Detuned reactor 20 kVAr 440V 7% 50Hz	20	1	LVR07200A44LO <input checked="" type="checkbox"/>	21035
VarPlus MAX AL Detuned reactor 25 kVAr 440V 7% 50Hz	25	1	LVR07250A44LO <input checked="" type="checkbox"/>	21043
VarPlus MAX AL Detuned reactor 50 kVAr 440V 7% 50Hz	50	1	LVR07500A44LO <input checked="" type="checkbox"/>	32495
VarPlus MAX AL Detuned reactor 75 kVAr 440V 7% 50Hz	75	1	LVR07750A44LO <input checked="" type="checkbox"/>	50683
VarPlus MAX AL Detuned reactor 100 kVAr 440V 7% 50Hz	100	1	LVR07X00A44LO <input checked="" type="checkbox"/>	65649
<b>VarPlus MAX Detuned Reactor 14%, 440V Range</b>				
VarPlus MAX AL Detuned reactor 10 kVAr 440V 14 % 50Hz	10	1	LVR14100A44LO	17559
VarPlus MAX AL Detuned reactor 15 kVAr 440V 14 % 50Hz	15	1	LVR14150A44LO	25625
VarPlus MAX AL Detuned reactor 25 kVAr 440V 14 % 50Hz	25	1	LVR14250A44LO <input checked="" type="checkbox"/>	32178
VarPlus MAX AL Detuned reactor 50 kVAr 440V 14 % 50Hz	50	1	LVR14500A44LO <input checked="" type="checkbox"/>	53671
VarPlus MAX AL Detuned reactor 100 kVAr 440V 14 % 50Hz	100	1	LVR14X00A44LO	110991


Please contact Customer care center for Stockable and Non stockable status of references.

NORMAL STOCK ITEMS

W.E.F. January 25, 2022



# Introducing VarPlus MAX Copper Wound Reactors



[se.com/in](https://se.com/in)

# Copper Wound Detuned Reactor



## VarPlus Max Copper Detuned Reactors

- **MAXimize your selection**
  - Wide range available in Copper windings.
- **MAXimize your OPEX optimization**
  - Up to 30% lower losses to reduce your OPEX
- **MAXimize your thermal efficiency**
  - Up to 20% lower working temperatures
- **MAXimize your operational efficiency**
  - Design current up to 1.3 x Rated Current
  - Saturation current limit up to 2.0 x Rated Current
  - Designed for Harsh environments (Maximum voltage harmonic limit up to 9%)

## Copper Wound Detuned Reactor 440V Range

Description	kVAr Rating	Minimum Ordering Quantity (No.)	Reference	Unit MRP [₹]
<b>Varplus Copper Detuned Reactor 7%, 440V Range</b>				
DetunedReactor CU 5kVAr 440V 7% 50Hz	5	1	LVR07050A44CU	12931
DetunedReactor CU 10kVAr 440V 7% 50Hz	10	1	LVR07100A44CU	21127
DetunedReactor CU 12.5kVAr 440V 7% 50Hz	12.5	1	LVR07125A44CU	23935
DetunedReactor CU 15kVAr 440V 7% 50Hz	15	1	LVR07150A44CU	25616
DetunedReactor CU 20kVAr 440V 7% 50Hz	20	1	LVR07200A44CU	27191
DetunedReactor CU 25kVAr 440V 7% 50Hz	25	1	LVR07250A44CU	31346
DetunedReactor CU 50kVAr 440V 7% 50Hz	50	1	LVR07500A44CU	53313
DetunedReactor CU 100kVAr 440V 7% 50Hz	100	1	LVR07X00A44CU	97913
<b>Varplus Copper Detuned Reactor 14%, 440V Range</b>				
DetunedReactor CU 10kVAr 440V 14% 50Hz	10	1	LVR14100A44CU	25809
DetunedReactor CU 25kVAr 440V 14% 50Hz	25	1	LVR14250A44CU	50205
DetunedReactor CU 50kVAr 440V 14% 50Hz	50	1	LVR14500A44CU	83744

Please contact Customer care center for Stockable and Non stockable status of references.

NORMAL STOCK ITEMS

W.E.F. January 25, 2022

# Selection of capacitor (kVAr & Voltage) for Detuned filter Application

Effective kVAr output of Detuned Filter @ 440V	Selection of 480V capacitors for 7%/ 5.7% detuned Reactor for 440V	Selection of 525V capacitors for 7%/ 5.7% detuned Reactor for 440V	Selection of 525V capacitors for 14% detuned Reactor for 440V
5	5kVAr 7%/5.7% Reactor + 5.6kVAr, 480V Capacitor	5kVAr 7%/5.7% Reactor + 6.9kVAr, 525V Capacitor	5kVAr 14% Reactor + 6.9kVAr, 525V Capacitor
10	10kVAr 7%/5.7% Reactor + 11.3kVAr, 480V Capacitor	10kVAr 7%/5.7% Reactor + 13.8kVAr, 525V Capacitor	10kVAr 14% Reactor + 12.5kVAr, 525V Capacitor
12.5	12.5kVAr 7%/5.7% Reactor + 14.4kVAr, 480V Capacitor	12.5kVAr 7%/5.7% Reactor + 17.2kVAr, 525V Capacitor	12.5kVAr 14% Reactor + 15.4kVAr, 525V Capacitor
15	15kVAr 7%/5.7% Reactor + 17kVAr, 480V Capacitor	15kVAr 7%/5.7% Reactor + 20.6kVAr, 525V Capacitor	15kVAr 14% Reactor + 18.5kVAr, 525V Capacitor
20	20kVAr 7%/5.7% Reactor + 22.4kVAr, 480V Capacitor	20kVAr 7%/5.7% Reactor + 27.5kVAr, 525V Capacitor	20kVAr 14% Reactor + 25kVAr, 525V Capacitor
25	25kVAr 7%/5.7% Reactor + 28.1kVAr, 480V Capacitor	25kVAr 7%/5.7% Reactor + 33.1kVAr, 525V Capacitor	25kVAr 14% Reactor + 30.6kVAr, 525V Capacitor
50	50kVAr 7%/5.7% Reactor + 2 x 28.1kVAr, 480V Capacitor	50kVAr 7%/5.7% Reactor + 2 x 33.1kVAr, 525V Capacitor	50kVAr 14% Reactor + 2 x 30.6kVAr, 525V Capacitor
75	75kVAr 7%/5.7% Reactor + 3 x 28.1kVAr, 480V Capacitor	75kVAr 7%/5.7% Reactor + 3 x 33.1kVAr, 525V Capacitor	75kVAr 14% Reactor + 3 x 30.6kVAr, 525V Capacitor
100	100kVAr 7%/5.7% Reactor + 4 x 28.1kVAr, 480V Capacitor	100kVAr 7%/5.7% Reactor + 4 x 33.1kVAr, 525V Capacitor	100kVAr 14% Reactor + 4 x 30.6kVAr, 525V Capacitor

Please contact Customer care center for Stockable and Non stockable status of references.

NORMAL STOCK ITEMS

W.E.F. January 25, 2022



# VarPlus Logic APFC relay



- Automatic Initialization & sequence detection
- Measurement of Step kVAr & THDv up to 19th
- RS485 port as default feature
- 4 Quadrant measurement
- Dual Cos phi settings for two source operation


[se.com/in](https://se.com/in)



# Power Factor Correction Products



## APFC Relays

Description	No. of Step	Minimum Ordering Quantity (No.)	Reference	Unit MRP 
<b>Varlogic APFC Relays - Classic Range</b>				
RT6 , 6 step, 440V, 5A	6	1	51207 <input checked="" type="checkbox"/>	18043
RT8 , 8 step, 440V, 5A	8	1	51209 <input checked="" type="checkbox"/>	23386
RT12 , 12 step, 440V, 5A	12	1	51213 <input checked="" type="checkbox"/>	27131
<b>VarPlus Logic APFC Relays - Advanced Range</b>				
VPL06, 6 step LCD Display , 90V - 550V 50/60Hz 1A/5A <b>with RS485</b>	6	1	VPL06N <input checked="" type="checkbox"/>	40193
VPL12, 12 step LCD Display , 90V - 550V 50/60Hz 1A/5A <b>with RS485</b>	12	1	VPL12N <input checked="" type="checkbox"/>	43399

**Note:** For ordering contactors with other coil voltages & frequencies, please contact sales representatives.

For details on non standard references, technical parameters, accessories, compatibility, stockable and non stockable status please contact Customer Care

Please contact Customer care center for Stockable and Non stockable status of references.

NORMAL STOCK ITEMS

W.E.F. January 25, 2022



# PowerLogic™ DVR

Stabilize voltage and  
maximize reliability



• Reliability



• Efficiency



• Performance

[se.com/in](https://se.com/in)

# PowerLogic™ DVR



- Mitigates three-phase voltage sags up to -70% deep or single-phase interruptions
- Continuous regulation to offer high stabilization ( $\pm 1\%$ )
- Very high operational efficiency ( $> 98\%$ )
- Power ranges from 150 to 900 kVA
- Swell and overvoltage compensation up to  $+ 20\%$
- High response speed ( $< 3$  milliseconds)
- Compensation of voltage dips even for longer times (up to 30 seconds)

## PowerLogic DVR 380/400/415 V, 50/60 Hz

Sag Level	Rated Power (KVA)	By-Pass Rating (A)	Commercial Reference Number				By-Pass		Price
		By-Pass Rating	Master Reference	Qty	Slave Reference	Qty	By-Pass Reference	Qty	
40%	150	630A	DVR15040400	X 1			DVRBP630	X 1	On request
	220	630A	DVR22040400	X 1			DVRBP630	X 1	
	300	630A	DVR30040400	X 1			DVRBP630	X 1	
	440	1250A	DVR44040400M	X 1	DVR44040400S	X 1	DVRBP1250	X 1	
	500	1250A	DVR50040400M	X 1	DVR50040400S	X 1	DVRBP1250	X 1	
	600	1250A	DVR60040400M	X 1	DVR60040400S	X 1	DVRBP1250	X 1	
	750	2000A	DVR75040400M	X 1	DVR75040400S	X 2	DVRBP2000	X 1	
50%	900	2000A	DVR90040400M	X 1	DVR90040400S	X 2	DVRBP2000	X 1	
	220	630A	DVR22050400	X 1			DVRBP630	X 1	
	440	1250A	DVR44050400M	X 1	DVR44050400S	X 1	DVRBP1250	X 1	
60%	660	2000A	DVR66050400M	X 1	DVR66050400S	X 2	DVRBP2000	X 1	
	150	630A	DVR15060400	X 1		X 1	DVRBP630	X 1	
	300	1250A	DVR30060400M	X 1	DVR30060400S	X 1	DVRBP1250	X 1	
	450	1250A	DVR45060400M	X 1	DVR45060400S	X 2	DVRBP1250	X 1	


Please contact Customer care center for Stockable and Non stockable status of references.

NORMAL STOCK ITEMS

W.E.F. January 25, 2022







# Accusine PCS+

- All in one: Harmonics, PF, Load unbalance, Flicker
- Fully selectable harmonics: 2<sup>nd</sup> to 50<sup>th</sup>
- Flexible CT connection: Load side/ source side
- Suitable to work in Harsh environment including marine application
- Parallel connection up to 99 units - any combination of models
- Standards compliance / certification:  (UL508, CSA 22.2 No.14) CE Certified
- PCBA Protection - conformal coating on all PCBAs pollution Degree 2

## Industry segment

					
Heavy Industry	Oil & Gas (on/off shore)	Marine	Water Wastewater	Processing plants	Mining

## Infrastructure & Building segment

			
Nuclear plants	Airport	HVAC	Healthcare

[se.com/in](http://se.com/in)



# Accusine PCSn

## Discover the new AccuSine PCSn

Your 3-phase + neutral active harmonic filter

Clean up your current

- Units design to work in high ambient temp up to 50 Deg C
- 3 Level IGBT to meet tough target requirements from Utilities
- 3-in-1 Harmonic Correction, PF improvement, Main current balancing



Building segment



Heavy  
Industry



Retail  
space



Healthcare



Hotel &  
Casino



Life sciences &  
University



Datacenter  
Cloud Farm

Industry segment



Light  
Industry



Food &  
Beverage

[se.com/in](https://se.com/in)

# Active Harmonic Filtering Solutions

## AccuSine PCS+



- 3 Ph, 3 wire connection
- From 208V to 690V supply
- Parallel connection up to 99 units - any combination of models
- Harmonic cancellation spectrum from 2nd to 50th harmonic order
- Load balancing of source current
- DPF correction
- Can be used with PF capacitors as Hybrid VAR compensation (HVC) system

### Accusine PCS+

Description	AMPS	Minimum Ordering Quantity (No.)	Reference	Unit MRP
<b>AccuSine PCS+</b>				
AccuSine PCS+ 60A 380V- 480V 50- 60Hz IP31	60	1	PCSP060D5IP31	On Request
AccuSine PCS+ 120A 380V - 480V 50- 60Hz IP31	120	1	PCSP120D5IP31	On Request
AccuSine PCS+ 200A 380V- 480V 50- 60Hz IP31	200	1	PCSP200D5IP31	On Request
AccuSine PCS+ 300A 380V- 480V 50- 60Hz IP31	300	1	PCSP300D5IP31	On Request
<b>AccuSine PCS+ IP54</b>				
AccuSine PCS+ 60A 380V-480V 50- 60Hz IP54	60	1	PCSP060D5IP54	On Request
AccuSine PCS+ 120A 380V-480V 50- 60Hz IP54	120	1	PCSP120D5IP54	On Request
AccuSine PCS+ 200A 380V- 480V 50- 60Hz IP54	200	1	PCSP200D5IP54	On Request
AccuSine PCS+ 300A 380V- 480V 50- 60Hz IP54	300	1	PCSP300D5IP54	On Request

Note: Active Harmonic Filter prices On Request

## AccuSine PCSn



- Clean up your current
- Units design to work in high ambient temp up to 50 Deg C
  - 3 Level IGBT to meet tough target requirements from Utilities
  - 3-in-1 Harmonic Correction, PF improvement, Main current balancing

### AccuSine PCSn

Description	AMPS	Minimum Ordering Quantity (No.)	Reference	Unit MRP
<b>AccuSine PCSn</b>				
AccuSine PCSn 30A 208-415Vac 3ph+N chassis IP00	30	1	PCSN030Y4CH00	On Request
AccuSine PCSn 60A 208-415Vac 3ph+N chassis IP00	60	1	PCSN060Y4CH00	On Request
AccuSine PCSn 60A 208-415Vac 3ph+N chassis IP00 expansion module	60	1	PCSN060Y4CH00E	On Request
AccuSine PCSn 30A 208-415Vac 3ph+N wall mount IP20	30	1	PCSN030Y4W20	On Request
AccuSine PCSn 60A 208-415Vac 3ph+N wall mount IP20	60	1	PCSN060Y4W20	On Request
AccuSine PCSn 60A 208-415Vac 3ph+N wall mount IP20 expansion module	60	1	PCSN060Y4W20E	On Request
AccuSine PCSn 30A 208-415Vac 3ph+N rack mount 19"	30	1	PCSN030Y4R19	On Request
AccuSine PCSn 60A 208-415Vac 3ph+N rack mount 19"	60	1	PCSN060Y4R19	On Request
AccuSine PCSn 60A 208-415Vac 3ph+N rack mount 19" expansion module	60	1	PCSN060Y4R19E	On Request

Note: Active Harmonic Filter prices On Request

Please contact Customer care center for Stockable and Non stockable status of references.

NORMAL STOCK ITEMS

W.E.F. January 25, 2022



Go  
**DIGITAL**  
with your  
power factor correction

PowerLogic™ VarSet Smart: A new, IoT-connected innovation for realtime power factor control

#WhatsYourBoldIdea

[se.com/in](https://se.com/in)





# Digitize your power factor correction

## PowerLogic™ VarSet Smart



Every electrical network can benefit from power factor correction. It's the fastest way to save money and improve energy efficiency

An EcoStruxure™-ready VarSet Smart solution provides industry-leading diagnostics and IoT connectivity for superior performance monitoring and optimized maintenance.

### Energy efficiency

- Lower utility bills by avoiding power factor penalties, lowering demand charges
- Unlock extra system capacity to expand and serve additional loads
- Increase equipment performance and lifespan with improved voltage
- Reduce CO2 emissions with improved power efficiency

### Reliability and performance

- With smart controller, embedded environmental sensors and energy gateway server
- Notify when problems are detected or maintenance is needed
- Self-monitoring and ready to connect to any system

### Built to the highest standards

- Save time and effort with easy capacitor bank configuration selection and installation
- Tested and certified according to IEC 61439-1 & 2 and IEC 61921
- Engineered for safety and advanced performance
- Robust enclosure system with heavy-duty capacitors and detuned reactors
- Optimized for remote monitoring and preventative maintenance



Remote power factor monitoring center

# 12 months

return on investment\*

*\* Figures based on previous customer performance. Not a guarantee of performance in every case.*

Please contact Customer care center for Stockable and Non stockable status of references.

NORMAL STOCK ITEMS

W.E.F. January 25, 2022



# Power Factor Correction Equipment - VarSet



## Reliable

- > Achieves Target set PF
- > Reduces demand kVA
- > Eliminates PF Penalty
- > Specify what exactly it means
- > Fuel savings in DG

## Safe

- > Burst proof capacitors
- > Detuned Reactors- No Harmonic Amplification
- > Minimum switching transient

## Embedded Intelligence

- > Auto start, Auto detection, Auto polarity check, Auto c/k
- > Thermal intelligence
- > Harmonic intelligence
- > Asset management and performance
- > PQ Disturbance detection (Optional)

## Digitize

- > Flexible to move to connected world
- > Web page monitor facility through Schneider Gateway devices (Optional)
- > Seam less integration with PME, PSE

## Quality of construction

- > Compliance to and which Indian Standards
- > Stringent quality control measures
- > Best Engineering practices
- > Best thermal design for heat dissipation



ISO 9001 ISO 14001  
ISO 50001



IGBC Green building  
Gold medal



IEC



ROHS



REACH



Indian Standards

Please contact Customer care center for Stockable and Non stockable status of references.

NORMAL STOCK ITEMS

W.E.F. January 25, 2022

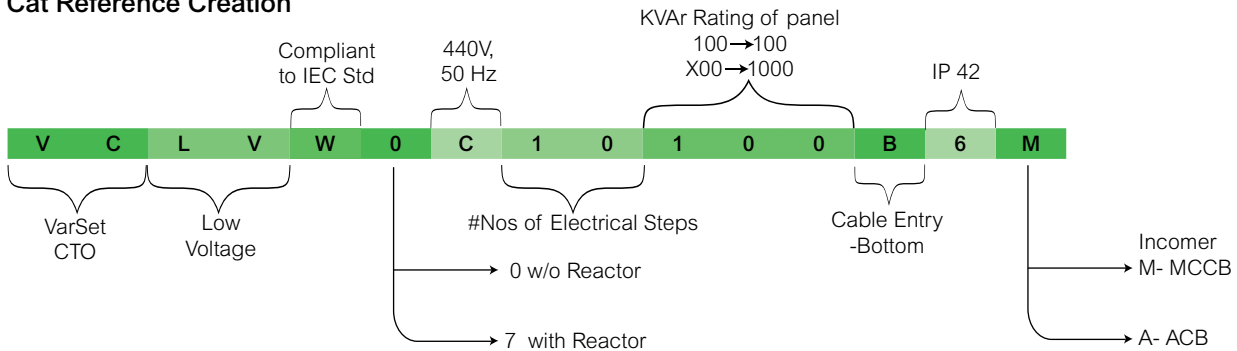
# Power Factor Correction Equipment - VarSet



## VarSet LV APFC panels without reactors

Pane Ratings	Step Configuration in kVAR	Cat Reference No.	Dimensions (in mm) W x D x H	Unit MRP [₹]
<b>Incomer MCCB</b>				
100	3x10kVAR + 1x20kVAR + 1x50kVAR	VCLW0C10100B6M	800 x 800 x 2325	On Request
125	2x12.5kVAR + 2x25kVAR + 1x50kVAR	VCLW0C10125B6M	800 x 800 x 2325	On Request
150	2x12.5kVAR + 1x25kVAR + 2x50kVAR	VCLW0C12150B6M	800 x 800 x 2325	On Request
200	2x12.5kVAR + 1x25kVAR + 3x50kVAR	VCLW0C16200B6M	800 x 800 x 2325	On Request
250	2x12.5kVAR + 1x25kVAR + 4x50kVAR	VCLW0C20250B6M	1200 x 800 x 2325	On Request
300	2x12.5kVAR + 1x25kVAR + 5x50kVAR	VCLW0C24300B6M	1200 x 800 x 2325	On Request
350	2x12.5kVAR + 1x25kVAR + 6x50kVAR	VCLW0C28350B6M	1200 x 800 x 2325	On Request
400	2x25kVAR + 3x50kVAR + 2x100kVAR	VCLW0C16400B6M	1200 x 800 x 2325	On Request
500	2x25kVAR + 3x50kVAR + 3x100kVAR	VCLW0C20500B6M	1200 x 800 x 2325	On Request
<b>Incomer ACB</b>				
500	2x25kVAR + 3x50kVAR + 3x100kVAR	VCLW0C20500B6A	1200 x 800 x 2325	On Request
600	2x25kVAR + 3x50kVAR + 4x100kVAR	VCLW0C24600B6A	1400 x 800 x 2325	On Request
700	2x25kVAR + 3x50kVAR + 5x100kVAR	VCLW0C28700B6A	1400 x 800 x 2325	On Request
750	2x25kVAR + 4x50kVAR + 5x100kVAR	VCLW0C30750B6A	1400 x 800 x 2325	On Request
800	2x25kVAR + 3x50kVAR + 6x100kVAR	VCLW0C32800B6A	2000 x 800 x 2325	On Request
900	2x25kVAR + 3x50kVAR + 7x100kVAR	VCLW0C36900B6A	2000 x 800 x 2325	On Request
1000	2x25kVAR + 1x50kVAR + 9x100kVAR	VCLW0C40X00B6A	2000 x 800 x 2325	On Request

## Cat Reference Creation



<b>Product offer:</b> VarSet LV APFC panels with 7% / without Reactors  Ratings = 100kVAR to 1000kVAR Capacitor = MPP HD Can 440/480V, with 3ph simultaneous PSD	<b>General Features:</b> System voltage = 440V Frequency = 50Hz Phase = 3 Design = Modular IP = IP42 Switching = Random	<b>Incomer:</b> Upto 350kVAR = MCCB, 36kA From 350 to 500kVAR = MCCB, 50kA From 500 to 1000kVAR = ACB, 65kA Step protection = MCCBs, 36kA	<b>Switching:</b> Capacitor duty Contactor - without Reactor design Power Contactors - with Reactor design
--	---	---	--

Please contact Customer care center for Stockable and Non stockable status of references.

NORMAL STOCK ITEMS

W.E.F. January 25, 2022

# Power Factor Correction Equipment - VarSet



## Branch Protection: MCCB

### > Branch Protection: MCCB

- Reduces thermal stresses on the electrical distribution network
- Unique electrical fault trip indication (SDE)



## Incomer: ACB/MCCB

### > Incomer: ACB/MCCB

- No derating upto 55°C as per IEC-60947 Part 1 & 2
- Fastest Breaking time <25ms



## Capacitor: LV Shunt MPP FILM

### > Capacitor: LV MPP film

- IEC 60831-1,2 Compliant
- Unique Pressure sensitive disconnecter
- Class D (+55degC)



## Detuned Reactor: Cu Wound

### > Detuned Reactor: Cu Wound

- Compliant to IEC 60076-6
- Class H insulation (180 °C)
- Inbuilt thermal protection



## APFC Controller: Varlogic RT/ VarPlus Logic VPL

### > APFC Controller: Varlogic RT/ VarPlus Logic VPL

- Most Intelligent PFC relay in market with 6, 8, 12 steps
- Ready to communicate with dedicated RS485 port



## VarSet LV APFC panels with 7% reactors

Panel Ratings	Step Configuration in kVAR	Cat Reference No.	Dimensions (in mm)W x D x H	Unit MRP [₹]
<b>Incomer MCCB</b>				
100	3x10kVAr + 1x20kVAr + 1x50kVAr	VCLVW7C10100B6M	1200 x 800 x 2325	On Request
125	2x12.5kVAr + 2x25kVAr + 1x50kVAr	VCLVW7C10125B6M	1200 x 800 x 2325	On Request
150	2x12.5kVAr + 1x25kVAr + 2x50kVAr	VCLVW7C12150B6M	1200 x 800 x 2325	On Request
200	2x12.5kVAr + 1x25kVAr + 3x50kVAr	VCLVW7C16200B6M	1200 x 800 x 2325	On Request
250	2x12.5kVAr + 1x25kVAr + 4x50kVAr	VCLVW7C20250B6M	1800 x 800 x 2325	On Request
300	2x12.5kVAr + 1x25kVAr + 5x50kVAr	VCLVW7C24300B6M	1800 x 800 x 2325	On Request
350	2x12.5kVAr + 1x25kVAr + 6x50kVAr	VCLVW7C28350B6M	1800 x 800 x 2325	On Request
400	2x25kVAr + 3x50kVAr + 2x100kVAr	VCLVW7C16400B6M	1800 x 800 x 2325	On Request
500	2x25kVAr + 3x50kVAr + 3x100kVAr	VCLVW7C20500B6M	1800 x 800 x 2325	On Request
<b>Incomer ACB</b>				
500	2x25kVAr + 3x50kVAr + 3x100kVAr	VCLVW7C20500B6A	1800 x 800 x 2325	On Request
600	2x25kVAr + 3x50kVAr + 4x100kVAr	VCLVW7C24600B6A	2200 x 800 x 2325	On Request
700	2x25kVAr + 3x50kVAr + 5x100kVAr	VCLVW7C28700B6A	2200 x 800 x 2325	On Request
750	2x25kVAr + 4x50kVAr + 5x100kVAr	VCLVW7C30750B6A	2200 x 800 x 2325	On Request
800	2x25kVAr + 3x50kVAr + 6x100kVAr	VCLVW7C32800B6A	3200 x 800 x 2325	On Request
900	2x25kVAr + 3x50kVAr + 7x100kVAr	VCLVW7C36900B6A	3200 x 800 x 2325	On Request
1000	2x25kVAr + 1x50kVAr + 9x100kVAr	VCLVW7C40X00B6A	3200 x 800 x 2325	On Request

Note:

VarSet prices will be On Request

Please contact Customer care center for Stockable and Non stockable status of references.

NORMAL STOCK ITEMS

W.E.F. January 25, 2022









Life Is 

**Schneider**  
 Electric

## Schneider Electric India Pvt. Ltd.

Corporate Office: 9th Floor, DLF Building No. 10, Tower C, DLF Cyber City, Phase II, Gurugram 122002 Haryana  
Tel.: ++91 124 6899000 Fax: ++91 124 4222036/037

### Ahmedabad

Schneider Electric India (P) Ltd.  
1506-1507, 15<sup>th</sup> Floor Shapth-5  
Opp.Karnavati Club, SG Highway,  
Ahmedabad, Gujarat - 380015  
Tel.: 079-66826701

### Coimbatore

Schneider Electric India (P) Ltd.  
Hanudev Info Tech Park, 6<sup>th</sup> Floor  
Unit No. Block-C, SF No. 558/2  
Udalyampalayam Road, Nava India  
Coimbatore-641028

### Lucknow

Schneider Electric India (P) Ltd.  
Summit, Plot No. TCG 3/3  
6<sup>th</sup> Floor, 604A/B/C, Vibhuti Khand  
Gomti Nagar, Lucknow  
Uttar Pradesh - 226010  
Tel.: 0522-3500334

### Nashik

Schneider Electric India (P) Ltd.  
401, 4<sup>th</sup> Floor, Rishi Raj Towers  
Jehan Circle, Gangapur Road  
Nashik- 422013  
Tel.: 0253-2344333

### Bengaluru

Schneider Electric India (P) Ltd.  
No. 3/1, JP Techno Park  
Mezzanine Floor, Millers Tank Bund  
Road, Vasanth Nagar  
Bengaluru - 560052  
Tel.: 080-71481351

### Hyderabad

Schneider Electric India (P) Ltd.  
D.No. 1-8-271, # 401, Ashoka  
Bhoopal Chambers, SP Road  
Secunderabad - 500003  
Tel.: 040-67219500

### Ludhiana

Schneider Electric India (P) Ltd.  
SCO 23, 2nd Floor,  
Chandigarh Road, Sector 32  
Ludhiana, Punjab-141010  
Tel.: 0161- 5203011

### New Delhi

Schneider Electric India (P) Ltd.  
C-56, Mayapuri Industrial Area, Phase-2  
New Delhi - 110064  
Tel.: 011-61317400

### Bhubaneswar

Schneider Electric India (P) Ltd.  
Workloop Co-Working in the property  
Office No. 316, Esplanade One Mall  
Rasulgarh, Bhubaneswar - 751010

### Indore

Schneider Electric India (P) Ltd.  
219, Dhan Trident Building  
Vijay Nagar, A.B.Road  
Indore-452001

### Mohali

Schneider Electric India (P) Ltd.  
2nd Floor, Tower-A  
Bestech Business Tower  
Mega Information & Technology Park  
Industrial Plot No.1, Phase IX  
(Expansion), Mohali- 160059  
Tel.: 0172-7198200

### Pune

Schneider Electric India (P) Ltd.  
Amar Caliber, CTS No 911, BMCC Road,  
OFF F.C. Road, Deccan Gymkhana,  
Shivaji Nagar, Pune - 411007  
Tel.: 020-67492500

### Chennai

Schneider Electric India (P) Ltd.  
No: 29, 2<sup>nd</sup> Floor,  
Bannari Amman Towers, B-Block  
Dr. Radhakrishnan Road, Mylapore  
Chennai - 600 004  
Tel.:044-71912000

### Jaipur

Schneider Electric India (P) Ltd.  
Jaipur Business Centre 309  
3<sup>rd</sup> Floor, Sangam Tower 190  
Church Road, Jaipur-302001  
Tel.: 0141-2374810

### Mumbai

Schneider Electric India (P) Ltd.  
Marwah House, 2<sup>nd</sup> Floor  
Krishanlal Marwah Marg  
Andheri (East), Mumbai - 400072  
Tel.: 022-62280000

### Vadodara

Schneider Electric India (P) Ltd.  
Notus IT Park, 10<sup>th</sup> Floor, Block-D  
Sarabhai Campus, Vadiwadi  
Vadodara, Gujarat - 390017

### Cochin

Schneider Electric India (P) Ltd.  
Alapatt Properties Private Limited  
(Trade Name : Centre A)  
Main Door Number : 66/4971  
(Old Door Number: 40/6584-H)  
7<sup>th</sup> Floor Alapatt Heritage Building  
MG Road Kochi - 682035

### Kolkata

Schneider Electric (I) Pvt.Ltd,  
BP-4, Sector-V, Technopolis  
3<sup>rd</sup> Floor, Salt Lake City  
Kolkata- 700 091  
Tel.: 033-66576400

### Nagpur

Schneider Electric India (P) Ltd.  
6, Vasant Vihar Complex  
W.H.C Road, Shankar Nagar  
Nagpur- 440010  
Tel.: 0712-2558581

### Vishakhapatnam

Schneider Electric India (P) Ltd.  
D.N.10-1-43, 1<sup>st</sup> Floor  
Ratnam's Business Centre,  
Siripuram Fort, C.B.M.Compound  
Visakhapatnam - 530016  
Tel.: 0891-6675500

### Customer Care Centre

Monday-Saturday, 9 a.m. to 8 p.m.

Toll-free numbers: 1800 419 4272, 1800 103 0011

Email: [customercare.in@schneider-electric.com](mailto:customercare.in@schneider-electric.com)

For more information, visit our website at: [www.se.com/in](http://www.se.com/in)

- All Prices are in Indian Rupees
- Prices are subject to change without prior notice
- Product evolution is a continuous process and Schneider Electric reserves the right to modify/withdraw any product at any time without prior notice
- Prices charged will be as prevailing on the date of dispatch
- Invoice Amount = (MRP – less Applicable discount) + Applicable GST %
- Tax incidence on invoices is basis applicable GST rates
- Invoice amount not to exceed MRP
- Product pictures shown are for illustration purpose only, actual product may vary

**Distributor**