

Control & Signalling devices Ø 22.5 plastic construction
Monoblock Series

MRP with effect from 01.11.2021



Control and Signalling Device in plastic construction

Salient Features

This range of Ø 22.5 devices plastic series namely Push Button switches, Selector Switches, Emergency Switches, Pilot Lights in engineering Plastic Construction, have been designed to provide our OEM customers and Panel Builders a compact series of products with a competitive edge. This range ensures cost efficiency and provides a high level of reliability and economy. Technical Features includes:

- Safe in Operation
- Enables Control on inventory
- Reliable performance
- All in one function - complete function in one order code
- Low built in Depth
- Single or two built in electrically separated contacts are provided (either 1 NO, 1NC, 2NO, 2NC or 1NO+1NC)
- Economy of Space
- Aesthically elegant
- Robust design
- Larger operating surface than Ø 30.5
- Easy Mounting

PUSH BUTTONS

The monoblock push buttons are circular in design, Ø 22.5. The combination is of an actuator and contact element, single or two built in electrically separated contacts 1NO, 1NC, 2NO, 2NC or 1NO+1NC. Different varieties / colours of Actuators available are described separately herewith with their images, where the respective dimensions of the devices are also given.

PILOT LIGHTS:

Pilot Lights are available with integral LEDs, suitable for operating at various voltages, namely 6V, 12V, 24V, 30V, 48V, 63V, 110V, 125V AC/DC, 240VAC & 220VDC. Any other voltage & test function available on request. The pilot lights can also be offered with dual colour LEDs with different colour combinations for 12V to 240V AC/DC. The pilot lights with integral LEDs are also available suitable for operating at any universal voltage between 24V and 240V AC/DC.

Terminals

Push Button Contacts and Pilot Lights are designed to have shrouded terminals with Combi Screws.

Fixing

The integrated push button and pilot light range can be fixed in any position on panels of 1 to 5 mm thickness. The recommended fixing centres are 30 mm x 40 mm. The push button and pilot light are fixed on the panel with the help of locking nut.

Specifications of 103 series:

Details of these control devices, Ø 22.5 are detailed below:

A. Mechanical Durability

Push Button	Spring Return	Million Operations	1
	Selector		0.5
	Latching Type		0.1
	Mushroom Type		0.02

B. Standards & Conditions

Applicable Standard	UL 508, IEC 60947-5-1, CSA 22.2
Degree of Protection	IP54 (as per IEC 60947-5-1)
Operating Conditions	+70°C to -25°C
Mounting	Confirming to IEC 60947-5-1 Finished fixing hole: 22.5mm recommended (22.3+0.4/0) Fixing Centres: 30*40mm Min, (Unless otherwise indicated) Mounting Panel thickness: metal: 1 to 6mm, double insulated: 2 to 6mm

C. Electrical Characteristics


Rating		For AC: C300=120V, make current 15A & break current 1.5A (Thermal current = 2.5A) For DC: R300= 125V make or break current 0.22A, (Thermal current = 1.0A)
Type of contact		N/C or N/O or C/O Slow Break
Positive operation		All functions incorporating an NC contact have positive opening (IEC 60947-5-1)
Terminal Capacity	Cabling	2X1.5mm ² (Pin type lugs) 1X0.5mm ² (min) (Pin / fork type lugs) 1X2.5mm (max) (Pin / fork type lugs)
Screw Clamp tightening torque		0.8 N.m. (nominal recommended) 1.2 N.m(Max)
Short Circuit Protection		4A (gG cartridge fuse) (IEC 60947-5-1)
Rated insulation Voltage		Ui = 250V (Degree of pollution 3)
Rated impulse withstand voltage		Uimp = 6kV (IEC 60947-1)
Dielectric Test		2.5KV (IEC 60947-5-1)
Rated insulation resistance		50MΩ (IEC 60947-1)
Vibration Test		15 gn (Frequency 40-500 Hz) (IEC 60068-2-6)
Shock Test		70 gn (½ sine wave for 6ms) (IEC 60068-2-27)
	Emergency stop	15 g (½ sine wave for 11ms) (IEC 60068-2-27)

D. Pilot light with integral LED / multichip LED bulb (BA9S cap)

Current consumptions (applicable to all colours)	
24 VAC/DC, 110 VAC & 240 VAC	max. 20 mA
110 VDC	max. 10 mA
220 VDC	max. 10 mA
Service life (at nominal voltage & at ambient temperature of 25 °C)	50,000 hours
Voltage limits (nominal voltage)	< 20% of rated voltage >
Short circuit protection	on specific request
Terminal capacity	min. 1 x 0.5 mm ² , max. 2 x 1.5 mm ² or 1 x 2.5 mm ²

MRP w.e.f. 01.11.2021

Control & Signalling Devices 22.5 Ø

PLASTIC SERIES (MONOBLOCK SERIES)				
MOMENTARY FLUSH PUSH BUTTONS				
	TYPE	COLOUR	ORDERING CODE	PRICE IN Rs.
	Push Button with 1 NO contact element	White	3PSF110	97.00
		Black	3PSF210	97.00
		Green	3PSF310	97.00
		Red	3PSF410	97.00
		Blue	3PSF610	97.00
		Yellow	3PSF810	97.00
	Push Button with 1 NC contact element	White	3PSF101	97.00
		Black	3PSF201	97.00
		Green	3PSF301	97.00
		Red	3PSF401	97.00
		Blue	3PSF601	97.00
		Yellow	3PSF801	97.00
	Push Button with 1 NO + 1 NC contact element	White	3PSF111	133.50
		Black	3PSF211	133.50
		Green	3PSF311	133.50
		Red	3PSF411	133.50
		Blue	3PSF611	133.50
		Yellow	3PSF811	133.50
	Push Button with 2 NO contact element	White	3PSF120	133.50
		Black	3PSF220	133.50
		Green	3PSF320	133.50
		Red	3PSF420	133.50
		Blue	3PSF620	133.50
		Yellow	3PSF820	133.50
Push Button with 2 NC contact element	White	3PSF102	133.50	
	Black	3PSF202	133.50	
	Green	3PSF302	133.50	
	Red	3PSF402	133.50	
	Blue	3PSF602	133.50	
	Yellow	3PSF802	133.50	

MRP w.e.f. 01.11.2021

Control & Signalling Devices 22.5 Ø

PLASTIC SERIES (MONOBLOCK SERIES)


LATCHING FLUSH PUSH BUTTONS



TYPE	COLOUR	ORDERING CODE	PRICE IN Rs.
Push Button with 1 NO contact element	White	3PSFPP110	112.50
	Black	3PSFPP210	112.50
	Green	3PSFPP310	112.50
	Red	3PSFPP410	112.50
	Blue	3PSFPP610	112.50
	Yellow	3PSFPP810	112.50
Push Button with 1 NC contact element	White	3PSFPP101	112.50
	Black	3PSFPP201	112.50
	Green	3PSFPP301	112.50
	Red	3PSFPP401	112.50
	Blue	3PSFPP601	112.50
	Yellow	3PSFPP801	112.50
Push Button with 1 NO + 1 NC contact element	White	3PSFPP111	149.00
	Black	3PSFPP211	149.00
	Green	3PSFPP311	149.00
	Red	3PSFPP411	149.00
	Blue	3PSFPP611	149.00
	Yellow	3PSFPP811	149.00
Push Button with 2 NO contact element	White	3PSFPP120	149.00
	Black	3PSFPP220	149.00
	Green	3PSFPP320	149.00
	Red	3PSFPP420	149.00
	Blue	3PSFPP620	149.00
	Yellow	3PSFPP820	149.00
Push Button with 2 NC contact element	White	3PSFPP102	149.00
	Black	3PSFPP202	149.00
	Green	3PSFPP302	149.00
	Red	3PSFPP402	149.00
	Blue	3PSFPP602	149.00
	Yellow	3PSFPP802	149.00


MRP w.e.f. 01.11.2021

Control & Signalling Devices 22.5 Ø

PLASTIC SERIES (MONOBLOCK SERIES)				
MUSHROOM LATCHING PUSH BUTTONS Ø 40mm				
	TYPE	COLOUR	ORDERING CODE	PRICE IN Rs.
	with 1 NO contact element	Red	3PSML410	167.50
	with 1 NC contact element	Red	3PSML401	167.50
	with 1 NO + 1 NC contact element	Red	3PSML411	204.00
	with 2 NO contact element	Red	3PSML420	204.00
	with 2 NC contact element	Red	3PSML402	204.00


MRP w.e.f. 01.11.2021

Control & Signalling Devices 22.5 Ø

PLASTIC SERIES (MONOBLOCK SERIES)				
SELECTOR PUSH BUTTONS				
	TYPE	COLOUR	ORDERING CODE	PRICE IN Rs.
	2 position, with 1 NO contact element	Black	3PSS210-2P	194.00
	2 position, with 1 NC contact element	Black	3PSS201-2P	194.00
	2 position, with 1 NO + 1 NC contact element	Black	3PSS211-2P	230.00
	2 position, with 2 NO contact element	Black	3PSS220-2P	230.00
	2 position, with 2 NC contact element	Black	3PSS202-2P	230.00

MRP w.e.f. 01.11.2021

Control & Signalling Devices 22.5 Ø

PLASTIC SERIES (MONOBLOCK SERIES)				
SELECTOR PUSH BUTTONS				
	TYPE	COLOUR	ORDERING CODE	PRICE IN Rs.
	3 position, with 1 NO + 1 NC contact element	Black	3PSS211-3P	230.00
	3 position, with 2 NO contact element	Black	3PSS220-3P	230.00
	3 position, with 2 NC contact element	Black	3PSS202-3P	230.00



GENERAL TERMS AND CONDITIONS

General Terms : Prices are ex-works Mumbai
HSN CODE : 85365010 for all the products of this MRP List
GST : 18%

Prices are subject to revision without notice and ruling at the time of delivery.

This price list supersedes all previous Price Lists.

Warranty Policy : TEKNIC equipment is guaranteed under the following terms:

For a period of 12 months from the date of sale, TEKNIC guarantees that its products are free from defects in material and workmanship, with the exception of consumables rendered unserviceable through normal use. During the said period, TEKNIC will replace or repair all parts acknowledged as defective due to factory workmanship and which have been returned in a timely manner by Buyer to TEKNIC and all costs and duties paid, together with a detailed description of the failure and a certified declaration of the number of hours of operation. Repaired or replaced parts will be redelivered FCA (named place) as per INCOTERMS 2000. This warranty is subject to the provision of correct usage, proper maintenance and does not cover defects arising out of fire, faulty operation, accident, inefficient maintenance and willful or accidental damage.

TEKNIC guarantee applies to all equipment, parts and components stored, installed, protected, maintained and used in accordance with TEKNIC specifications and instructions, and respecting the rules for normal use, without any modification by Buyer.

All other conditions or warranties, whether express or implied, relating to the quality and operation of the equipment are excluded, as well as any liability for loss or damage caused directly or indirectly by the equipment or resulting from its use.

Proof of purchase to be provided to avail warranty.

TEKNIC ELECTRIC (I) PVT. LTD.

Reg.Office : 116, Hammersmith Industrial Estate, Mahim (W), Mumbai – 400016.

Head Office : 703/704/705, Madhava, Bandra Kurla Complex, Bandra (E), Mumbai – 400051. Tel : +91-22-42532500

Works : 65, Marol Co-op. Industrial Estate Ltd., M. Vassanji Road, Andheri (East), Mumbai – 400059. Tel : +91-22-42534500

Email : teknico@teknico.co.in mfg@teknico.co.in Website : www.teknico.co.in

CH/MT:23
REV:D